



STATISTICS

OF CIVIL OFFICERS AND STAFFS

2021

Statistics of Civil Officers and Staffs, 2021

Government of the People's Republic of Bangladesh
Ministry of Public Administration
Reform and Research Wing
Statistics and Research Cell



গণপ্রজাতন্ত্রী বাংলাদেশ সরকার
জনপ্রশাসন মন্ত্রণালয়

STATISTICS OF CIVIL OFFICERS AND STAFFS, 2021

বেসামরিক কর্মকর্তা ও কর্মচারীগণের পরিসংখ্যান, ২০২১

পরিসংখ্যান ও গবেষণা কোষ
সংস্কার ও গবেষণা অনুবিভাগ
জনপ্রশাসন মন্ত্রণালয়
www.mopa.gov.bd

প্রকাশকাল

জুন ২০২২

প্রকাশনায়

পরিসংখ্যান ও গবেষণা কোষ
সংস্কার ও গবেষণা অনুবিভাগ
জনপ্রশাসন মন্ত্রণালয়

প্রচ্ছদ

মোঃ মহাইমেনুল রাকিব

মুদ্রণ

বাংলাদেশ সরকারী মুদ্রণালয় (বিজি প্রেস)
তেজগাঁও, ঢাকা



ফরহাদ হোসেন এমপি
প্রতিমন্ত্রী
জনপ্রশাসন মন্ত্রণালয়
গণপ্রজাতন্ত্রী বাংলাদেশ সরকার

মুখবন্ধ

প্রতিবছরের মতো এবছরও জনপ্রশাসন মন্ত্রণালয়ের সংস্কার ও গবেষণা অনুবিভাগ থেকে বাংলাদেশ সরকারের বেসামরিক জনবলের তথ্য-সংবলিত 'Statistics of Civil Officers and Staffs, 2021' শীর্ষক পুস্তক প্রকাশিত হচ্ছে জেনে আমি আনন্দিত।

অর্থনৈতিক উন্নয়ন অব্যাহত রেখে অভীষ্ট লক্ষ্যে পৌঁছানোর জন্য নির্ভুল তথ্য-উপাত্ত ও পরিসংখ্যানের প্রয়োজনীয়তা অনস্বীকার্য। এ পরিসংখ্যান পুস্তকের সুবিন্যস্ত তথ্য-উপাত্ত আধুনিক জনপ্রশাসন কাঠামো গড়ে তুলতে এবং সরকারের উন্নয়ন পরিকল্পনা বাস্তবায়নে সহায়ক হবে। সরকারি ও বেসরকারি গবেষণা কাজে সহায়ক উপকরণ হিসাবেও গণ্য হতে পারে গ্রন্থটি।

ধারাবাহিক অর্থনৈতিক উন্নয়নের ফলে বাংলাদেশ আজ বিশ্বে উন্নয়নের রোল মডেল হিসাবে বিবেচিত হচ্ছে। সরকারি পর্যায়ে মানবসম্পদ উন্নয়নের পরিকল্পনা প্রণয়ন ও তা বাস্তবায়নে তথ্য সরবরাহের ক্ষেত্রে এ পরিসংখ্যান গ্রন্থটি উল্লেখযোগ্য ভূমিকা রাখবে বলে মনে করি। সমতাভিত্তিক উন্নয়ন ও নারীর ক্ষমতায়ন নিশ্চিত করতে নীতি নির্ধারণ ও সিদ্ধান্ত গ্রহণে গ্রন্থটিতে সন্নিবেশিত তথ্য-উপাত্ত সহায়ক হবে।

'Statistics of Civil Officers and Staffs, 2021'—গ্রন্থটি প্রণয়নের জন্য মন্ত্রণালয়, বিভাগ, দপ্তর, অধিদপ্তর, পরিদপ্তর, স্বায়ত্তশাসিত সংস্থা, কর্পোরেশন, মাঠ পর্যায়ের বিভাগ, জেলা ও উপজেলা কার্যালয় এবং বিদেশে অবস্থিত বাংলাদেশের কূটনৈতিক মিশন থেকে জনবল-সম্পর্কিত তথ্য এবং বর্তমানে নিয়োজিত লোকবলের ও শূন্যপদের তথ্য সংগ্রহ করা হয়েছে, যা যথেষ্ট শ্রমসাধ্য কাজ। এ কাজের সঙ্গে সম্পৃক্ত জনপ্রশাসন মন্ত্রণালয়ের সংস্কার ও গবেষণা অনুবিভাগ, লোকপ্রশাসন কম্পিউটার কেন্দ্র ও বিজি প্রেসের সংশ্লিষ্ট সকলকে আন্তরিক ধন্যবাদ জানাই।

জয় বাংলা, জয় বঙ্গবন্ধু,
বাংলাদেশ চিরজীবী হোক।

ফরহাদ হোসেন, এমপি



কে এম আলী আজম
সিনিয়র সচিব
জনপ্রশাসন মন্ত্রণালয়
গণপ্রজাতন্ত্রী বাংলাদেশ সরকার

উপক্রমণিকা

একটি দেশের সুখম উন্নয়ন নির্ভর করে তার যথাযথ পরিকল্পনা প্রণয়ন ও বাস্তবায়নের ওপর। আর এ উন্নয়নকে ত্বরান্বিত করার লক্ষ্যে নীতি-নির্ধারণ, যুগোপযোগী প্রশাসনিক কাঠামো নির্মাণে নির্ভরযোগ্য পরিসংখ্যান অন্যতম নিয়ামক হিসাবে পরিগণিত। মাননীয় প্রধানমন্ত্রী শেখ হাসিনার সরকার টেকসই উন্নয়ন লক্ষ্যমাত্রা-২০৩০ ও রূপকল্প-২০৪১ বাস্তবায়নের মধ্য দিয়ে বঙ্গবন্ধুর সোনার বাংলা বিনির্মাণে বদ্ধপরিকর। সঠিক পরিসংখ্যান ও তার ভিত্তিতে সময়োপযোগী পরিকল্পনা উন্নয়নকে বেগবান করতে গুরুত্বপূর্ণ ভূমিকা রাখতে পারে।

জনপ্রশাসন মন্ত্রণালয় সরকারের কার্যবর্টন তালিকা অনুসারে বেসামরিক জনবলের পরিসংখ্যান সংগ্রহ ও সংকলনের দায়িত্ব পালন করে থাকে। এ মন্ত্রণালয়ের সংস্কার ও গবেষণা অনুবিভাগ সকল সরকারি দপ্তর হতে হালনাগাদ তথ্য সংগ্রহ করে প্রতিবছর এর একটি পরিসংখ্যান প্রকাশ করে। তারই ধারাবাহিকতায় এ বছরও 'Statistics of Civil Officers and Staffs, 2021' শীর্ষক পুস্তকটি প্রকাশিত হচ্ছে। বর্তমান সময়ের চাহিদা অনুসারে অবাধ, নির্ভুল ও বস্তুনিষ্ঠ তথ্য-প্রবাহ নিশ্চিত করতে এ প্রকাশনাটির গুরুত্ব অনস্বীকার্য।

এ পরিসংখ্যানে বিভিন্ন মন্ত্রণালয়, বিভাগ, সাংবিধানিক প্রতিষ্ঠান, দপ্তর, অধিদপ্তর, পরিদপ্তর, স্বায়ত্তশাসিত সংস্থা, কর্পোরেশন এবং মাঠ পর্যায়ে বিভাগ, জেলা ও উপজেলা কার্যালয়সহ কূটনৈতিক মিশনসমূহের বেসামরিক জনবলের তথ্য সংকলন করা হয়েছে। সারণি, লেখচিত্র ও ছক ব্যবহারের মাধ্যমে বেসামরিক জনবলের অনুমোদিত পদ, বিদ্যমান জনবল, শূন্যপদ, জনবলের গ্রেডভিত্তিক ও লিঙ্গভিত্তিক তথ্য উপস্থাপিত হয়েছে এ সংকলনটিতে।

সরকারের স্বচ্ছ, জবাবদিহিমূলক ও গণমুখী ভাবমূর্তি প্রতিষ্ঠায় যথাযথ তথ্য ও পরিসংখ্যান গুরুত্বপূর্ণ একটি অনুষ্ণা। এ পুস্তকে উপস্থাপিত তথ্য-উপাত্ত মানবসম্পদ বিষয়ক গবেষণা, পরিকল্পনা প্রণয়ন ও ব্যবস্থাপনা বিষয়ে সহায়ক হিসাবে কাজ করবে। সরকারি ও বেসরকারি খাতে সংশ্লিষ্ট সকলের প্রয়োজনীয়তা পূরণের পাশাপাশি দক্ষ প্রশাসন গড়ে তোলার ক্ষেত্রে নীতি-নির্ধারণ, সিদ্ধান্ত গ্রহণ ও বাস্তবায়নে গুরুত্বপূর্ণ ভূমিকা রাখবে। প্রকাশনা বিষয়ে যে-কোনো গঠনমূলক মতামত ও পরামর্শ এর পরিমার্জিত সংস্করণে ইতিবাচক ভূমিকা রাখতে পারে; পুস্তকটিকে আরও নির্ভুল, তথ্যবহুল, বাস্তবসম্মত ও ব্যবহার-বান্ধব প্রকাশনা হিসাবে প্রতিষ্ঠিত করতে পারে।

পুস্তকটি প্রণয়নে প্রাথমিক পর্যায়ের তথ্য-উপাত্ত সংগ্রহ থেকে শুরু করে চূড়ান্ত মুদ্রণ ও প্রকাশ পর্যন্ত, দীর্ঘদিন যারা আন্তরিক ও নিরলস শ্রম দিয়েছেন তাদের সকলকে ধন্যবাদ জানাই।


কে এম আলী আজম



আমেনা বেগম
অতিরিক্ত সচিব
জনপ্রশাসন মন্ত্রণালয়
গণপ্রজাতন্ত্রী বাংলাদেশ সরকার

ভূমিকা

দক্ষ, দুর্নীতিমুক্ত, সেবামুখী, জবাবদিহিমূলক জনপ্রশাসন গড়ে তোলার লক্ষ্যে মেধাসম্পন্ন জনবল নিয়োগ, তাদের প্রমিত কর্মজীবন-পরিকল্পনা প্রণয়ন, পেশাগত ও প্রাতিষ্ঠানিক সক্ষমতা বৃদ্ধিতে জনপ্রশাসন মন্ত্রণালয় বহুমুখী দায়িত্ব পালন করে আসছে। সরকারের কর্মবণ্টন তালিকা অনুসারে বেসামরিক সরকারি কর্মচারীদের কর্মজীবন-পরিকল্পনা প্রণয়নে প্রয়োজনীয় তথ্য-উপাত্ত সংগ্রহ ও পরিসংখ্যান সংকলন জনপ্রশাসন মন্ত্রণালয়ের সংস্কার ও গবেষণা অনুবিভাগের উপর ন্যস্ত।

সকল মন্ত্রণালয়, বিভাগ, অধিদপ্তর, পরিদপ্তর, স্বায়ত্তশাসিত সংস্থা, কর্পোরেশন এবং মাঠ প্রশাসনের বিভাগীয়, জেলা ও উপজেলা কার্যালয়ের বেসামরিক জনবলের তথ্য 'Statistics of Civil Officers and Staffs, 2021' গ্রন্থে সংকলন করা হয়েছে। বিদেশে অবস্থিত কূটনৈতিক মিশনসমূহের জনবলের তথ্যও এতে সন্নিবেশিত আছে। কর্মকর্তা-কর্মচারীদের প্রতিষ্ঠানভিত্তিক অনুমোদিত পদ, শূন্যপদ ও বিদ্যমান জনবলের গ্রেড অনুসারে পরিসংখ্যান প্রদর্শিত হয়েছে। শ্রেণিভিত্তিক নারী-পুরুষ কর্মচারীর সংখ্যা পৃথকভাবে প্রদর্শন করা হয়েছে। এছাড়া প্রকল্পের জনবলের তথ্যও পৃথকভাবে দেখানো হয়েছে। সরকারি ও বেসরকারি পর্যায়ে নীতি-নির্ধারণ, পরিকল্পনা প্রণয়ন ও সমন্বয়যোগী প্রশাসনিক সিদ্ধান্ত গ্রহণে এসকল তথ্য-উপাত্ত গুরুত্বপূর্ণ ভূমিকা রাখবে বলে আমি আশা করি।

এ গ্রন্থের তথ্য সংগ্রহ, সন্নিবেশ ও প্রকাশনার সঙ্গে জড়িত পরিসংখ্যান ও গবেষণা কোষ, লোকপ্রশাসন কম্পিউটার কেন্দ্র এবং বিজি প্রেসের কর্মকর্তা কর্মচারীগণকে বিশেষভাবে ধন্যবাদ জানাই। ভবিষ্যতে গ্রন্থটিকে অধিকতর তথ্যবহুল ও ব্যবহার-বান্ধব করার জন্য যে-কোনো গঠনমূলক পরামর্শ ও মতামত সাদরে গ্রহণ করা হবে।

আমেনা বেগম

Contents

	page
Chapter one: Summary statistics	
1.1 Summary of civil officers and staffs by types of offices, 2017-2021.....	3-11
1.2 Summary of civil officers and staffs by classification in different types of offices, 2021.....	13
Chapter two: Statistics of civil officers and staffs by classification	
2.1 Civil officers and staffs of the ministries and divisions by classification, 2021.....	17-21
2.2 Civil officers and staffs of the departments and directorates by classification, 2021.....	22-36
2.3 Civil officers and staffs of the divisional and deputy commissioner officers by classification, 2021.....	37-39
2.4 Civil officers and staffs of the autonomous bodies and corporations by classification, 2021.....	40-60
Chapter three: Statistics of class-I employees	
3.1 Summary of Class I employees by grades, 2021.....	63
3.2 Class-I employees of the ministries and divisions by grades (grade 1-5), 2021.....	71-75
3.3 Class-I employees of the ministries and divisions by grades (grade 6-9 and fixed grade), 2021.....	76-81
3.4 Class-I employees of the departments and directorates by grades (grade 1-5), 2021.....	82-95
3.5 Class-I employees of the departments and directorates by grades (grade 6-9 and fixed grade), 2021....	96-112
3.6 Class-I employees of the divisional and deputy commissioner offices by grades (grade 1-5), 2021.....	113-115
3.7 Class-I employees of the divisional and deputy commissioner offices by grades (grade 6-9 and fixed grade), 2021.....	116-118
3.8 Class-I employees of the autonomous bodies and corporations by grades (grade 1-5), 2021.....	119-136
3.9 Class-I employees of the autonomous bodies and corporations by grades (grade 6-9 and fixed grade), 2021.....	137-155
Chapter four: Proportion of civil officers and staffs by gender	
4.1 Male and female employees by types of offices, 2021.....	159
4.2 Civil officers and staffs of ministries and divisions by gender and classification, 2021.....	167-172
4.3 Civil officers and staffs of departments and directorates by gender and classification, 2021.....	173-188
4.4 Civil officers and staffs of divisional and deputy commissioner offices by gender and classification, 2021.....	189-191
4.5 Civil officers and staffs of autonomous bodies and corporations by gender and classification, 2021....	192-210
Chapter five: Statistics of project employees in the government of Bangladesh	
5.1 Project employees of the government by classification, 2021.....	215-217

Chapter one: Summary statistics

1.1 Summary of civil officers and staffs by types of offices, 2017-2021

Year	Ministries and Divisions			Departments and Directorates			Divisional and Deputy Commissioners Offices (including UNO & AC Land offices)			Autonomous Bodies and Corporations			Total		
	Sanction	Exist	Vacant	Sanction	Exist	Vacant	Sanction	Exist	Vacant	Sanction	Exist	Vacant	Sanction	Exist	Vacant
2017	15621	11655	3966	1321914	1063626	258288	41094	29704	11390	383566	257313	126253	1762195	1362298	399897
2018	16212	12008	4204	1332992	1072904	260088	45786	32487	13299	389312	273656	115656	1784302	1391055	393247
2019	17767	12566	5201	1367185	1110552	256633	47025	33213	13812	389307	277615	111692	1821284	1433946	387338
2020	17739	12671	5068	1409626	1176290	233336	47033	32182	14851	411470	283770	127700	1885868	1504913	380955
2021	18240	12956	5284	1421073	1152327	268746	46971	32130	14841	426768	357514	69254	1913052	1554927	358125

Figure 1.1: Proportion of civil-service employees by office types based on existing positions, 2012-2021

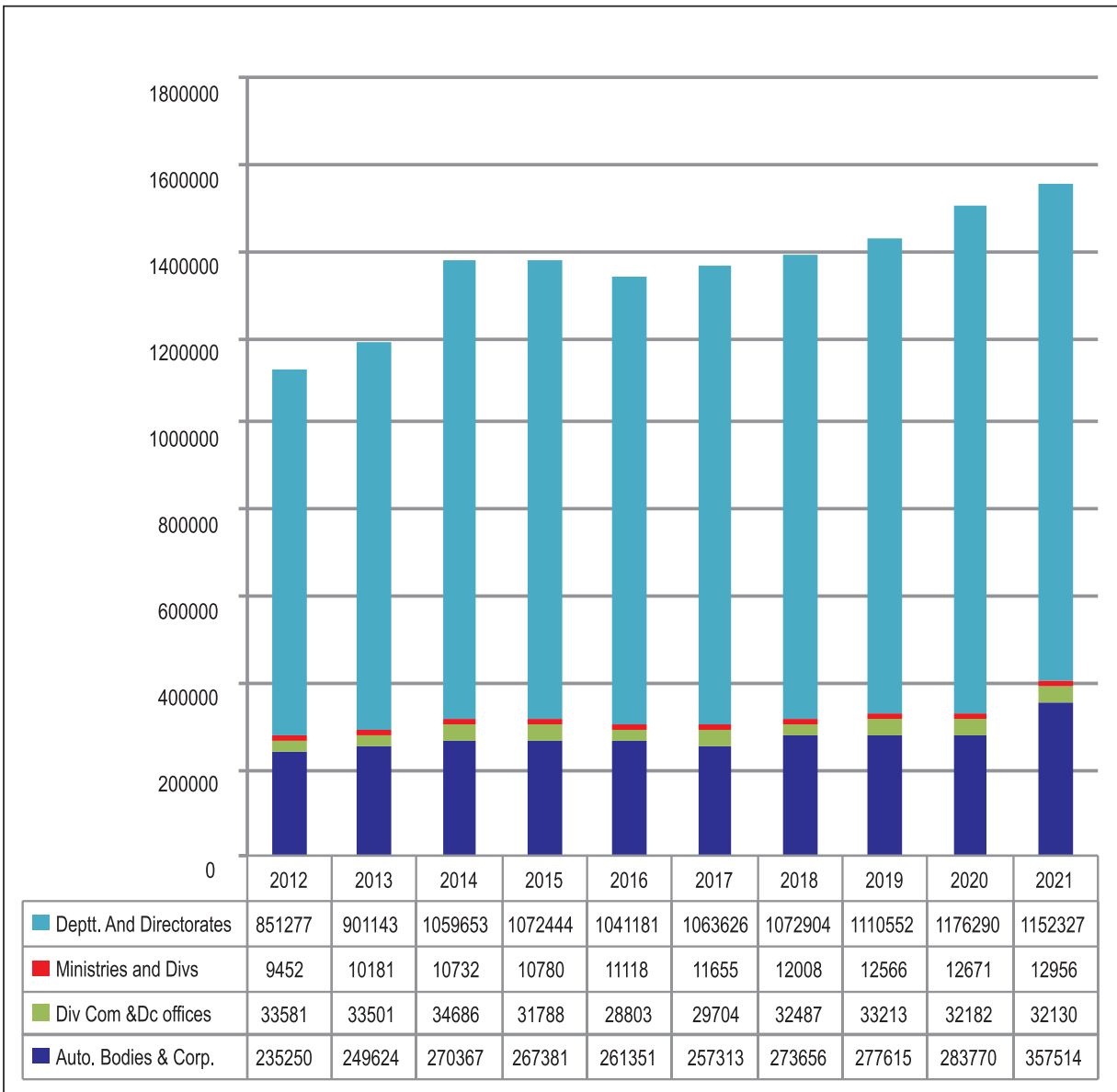


Figure 1.2: Trend of civil-service employees by sanctioned, existing and vacant position, 2012-2021

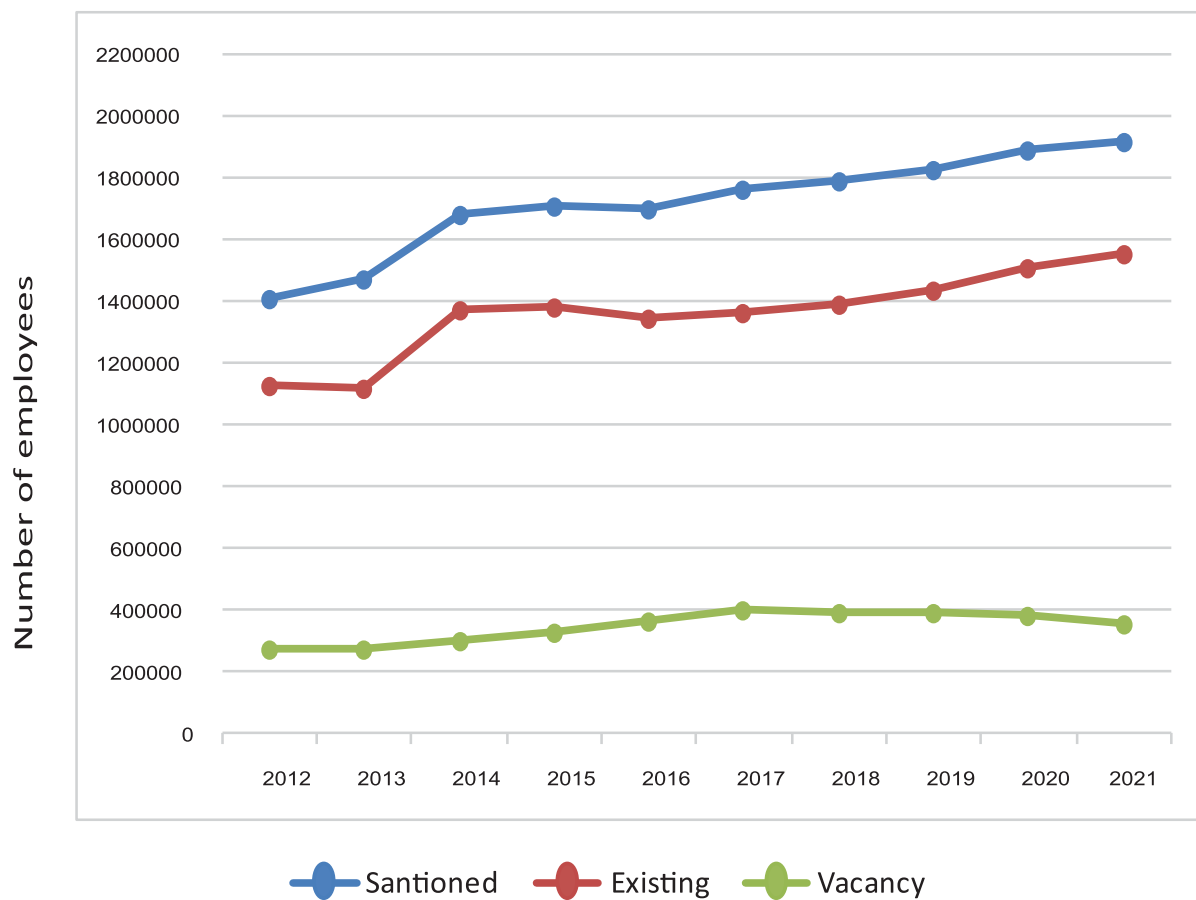
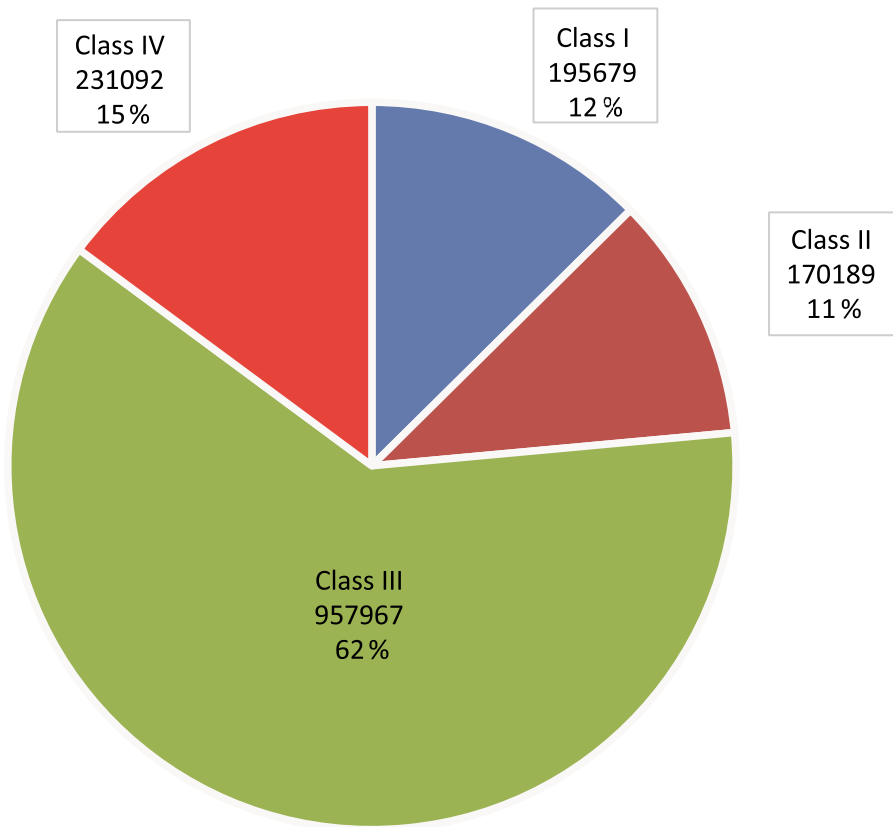
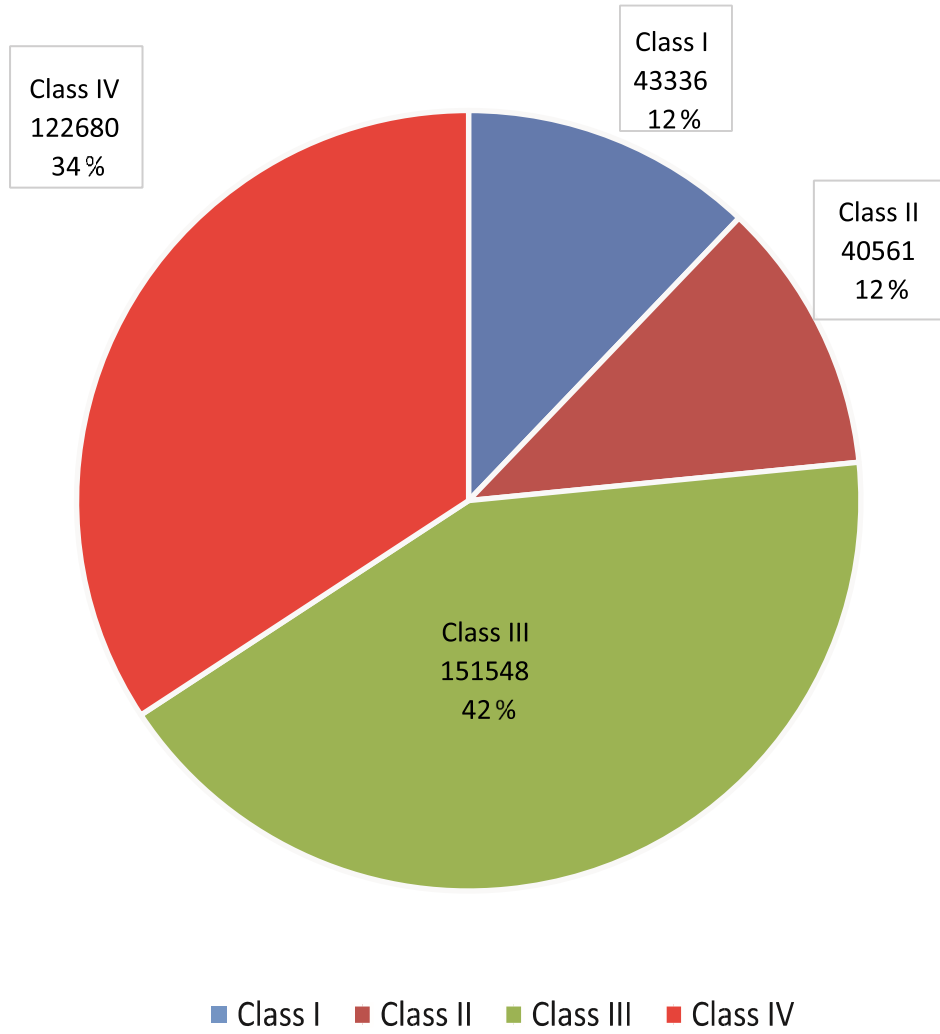


Figure 1.3: Proportion of total employees by classification based on existing employees, 2021



■ Class I ■ Class II ■ Class III ■ Class IV

Figure 1.4: Proportion of vacant posts by classification, 2021



1.2 Summary of civil officers and staffs by classification in different types of offices, 2021

Class	Ministries and Divisions			Departments and Directorates			Divisional and Deputy Commissioners' Offices (including UNO & AC Land offices)			Autonomous Bodies and Corporations			Total		
	Sanc.	Exist.	Vacancy	Sanc.	Exist.	Vacancy	Sanc.	Exist.	Vacancy	Sanc.	Exist.	Vacancy	Sanc.	Exist.	Vacancy
Class-I	5073	3825	1248	125642	105287	20355	2868	2194	674	105432	84373	21059	239015	195679	43336
Class-II	3927	2674	1253	135926	119697	16229	1303	585	718	69594	47233	22361	210750	170189	40561
Class-III	5095	3486	1609	938908	779982	158926	21383	13488	7895	144129	161011	-16882	1109515	957967	151548
Class-IV	4145	2971	1174	220597	147361	73236	21417	15863	5554	107613	64897	42716	353772	231092	122680
Total	18240	12956	5284	1421073	1152327	268746	46971	32130	14841	426768	357514	69254	1913052	1554927	358125

Chapter two: statistics of civil officers and staffs by classification

2.1 Civil officers and staffs of the ministries and divisions by classification, 2021

Name of the Ministries and Divisions	Class-I			Class-II			Class-III			Class-IV			Total		
	Sanc.	Exist.	Vacancy	Sanc.	Exist.	Vacancy	Sanc.	Exist.	Vacancy	Sanc.	Exist.	Vacancy	Sanc.	Exist.	Vacancy
MINISTRY OF AGRICULTURE	99	71	28	68	64	4	94	43	51	71	41	30	332	219	113
MINISTRY TOTAL	99	71	28	68	64	4	94	43	51	71	41	30	332	219	113
ANTI CORRUPTION COMMISSION	601	237	364	407	71	336	704	468	236	429	235	194	2141	1011	1130
CABINET DIVISION	108	76	32	90	61	29	104	59	45	110	77	33	412	273	139
MINISTRY TOTAL	709	313	396	497	132	365	808	527	281	539	312	227	2553	1284	1269
MINISTRY OF CIVIL AVIATION AND TOURISM	42	31	11	39	26	13	32	28	4	38	33	5	151	118	33
MINISTRY TOTAL	42	31	11	39	26	13	32	28	4	38	33	5	151	118	33
MINISTRY OF COMMERCE	71	90	-19	79	49	30	71	64	7	58	58	0	279	261	18
MINISTRY TOTAL	71	90	-19	79	49	30	71	64	7	58	58	0	279	261	18
MINISTRY OF CTG. HILL TRACTS AFFAIRS	25	19	6	18	17	1	17	6	11	21	19	2	81	61	20
MINISTRY TOTAL	25	19	6	18	17	1	17	6	11	21	19	2	81	61	20
MINISTRY OF CULTURAL AFFAIRS	35	24	11	28	21	7	29	24	5	33	23	10	125	92	33
MINISTRY TOTAL	35	24	11	28	21	7	29	24	5	33	23	10	125	92	33
MINISTRY OF DEFENCE	57	44	13	55	43	12	50	29	21	69	42	27	231	158	73
MINISTRY TOTAL	57	44	13	55	43	12	50	29	21	69	42	27	231	158	73
MINISTRY OF DISASTER MANAGEMENT AND RELIEF	38	48	-10	39	38	1	77	44	33	34	19	15	188	149	39
MINISTRY TOTAL	38	48	-10	39	38	1	77	44	33	34	19	15	188	149	39
MINISTRY OF EDUCATION															
TECHNICAL AND MADRASAH EDUCATION DIVISION	36	30	6	34	19	15	32	29	3	34	28	6	136	106	30
SECONDARY AND HIGHER EDUCATION DIVISION	72	53	19	64	32	32	59	44	15	66	51	15	261	180	81
MINISTRY TOTAL	108	83	25	98	51	47	91	73	18	100	79	21	397	286	111
ELECTION COMMISSION SECRETARIAT	95	79	16	56	48	8	121	92	29	90	67	23	362	286	76
MINISTRY TOTAL	95	79	16	56	48	8	121	92	29	90	67	23	362	286	76

2.1 Civil officers and staffs of the ministries and divisions by classification, 2021

Name of the Ministries and Divisions	Class-I			Class-II			Class-III			Class-IV			Total		
	Sanc.	Exist.	Vacancy	Sanc.	Exist.	Vacancy	Sanc.	Exist.	Vacancy	Sanc.	Exist.	Vacancy	Sanc.	Exist.	Vacancy
MINISTRY OF EXPATRIATES' WELFARE AND OVERSEAS EMPL.	74	68	6	43	25	18	34	20	14	36	22	14	187	135	52
MINISTRY TOTAL	74	68	6	43	25	18	34	20	14	36	22	14	187	135	52
MINISTRY OF FINANCE															
FINANCE DIVISION	146	131	15	176	166	10	169	125	44	113	82	31	604	504	100
FINANCIAL INSTITUTION DIVISION	41	25	16	36	14	22	31	23	8	35	3	32	143	65	78
ECONOMIC RELATIONS DIVISION	121	100	21	114	99	15	104	65	39	110	91	19	449	355	94
INTERNAL RESOURCES DIVISION	29	16	13	21	15	6	21	14	7	22	17	5	93	62	31
MINISTRY TOTAL	337	272	65	347	294	53	325	227	98	280	193	87	1289	986	303
MINISTRY OF FISHERIES AND LIVESTOCK															
MINISTRY OF FISHERIES AND LIVESTOCK	45	32	13	36	20	16	35	29	6	37	22	15	153	103	50
MINISTRY TOTAL	45	32	13	36	20	16	35	29	6	37	22	15	153	103	50
MINISTRY OF FOOD															
MINISTRY OF FOOD	63	44	19	36	22	14	36	20	16	36	30	6	171	116	55
MINISTRY TOTAL	63	44	19	36	22	14	36	20	16	36	30	6	171	116	55
MINISTRY OF FOREIGN AFFAIRS															
MINISTRY OF FOREIGN AFFAIRS	527	513	14	476	354	122	231	114	117	211	131	80	1445	1112	333
MINISTRY TOTAL	527	513	14	476	354	122	231	114	117	211	131	80	1445	1112	333
MINISTRY OF HEALTH AND FAMILY WELFARE															
MEDICAL EDU & FAMILY WELFARE DIVISION	66	46	20	51	22	29	53	29	24	43	37	6	213	134	79
HEALTH SERVICE DIVISION	79	77	2	74	52	22	82	53	29	69	22	47	304	204	100
MINISTRY TOTAL	145	123	22	125	74	51	135	82	53	112	59	53	517	338	179
MINISTRY OF HOME AFFAIRS															
PUBLIC SECURITY DIVISION	62	47	15	53	20	33	44	34	10	42	42	0	201	143	58
SECURITY SERVICES DIVISION	76	50	26	69	50	19	86	70	16	41	39	2	272	209	63
MINISTRY TOTAL	138	97	41	122	70	52	130	104	26	83	81	2	473	352	121
MINISTRY OF HOUSING AND PUBLIC WORKS															
MINISTRY OF HOUSING AND PUBLIC WORKS	36	34	2	32	19	13	29	18	11	34	20	14	131	91	40
MINISTRY TOTAL	36	34	2	32	19	13	29	18	11	34	20	14	131	91	40
MINISTRY OF INDUSTRIES															
MINISTRY OF INDUSTRIES	64	54	10	57	51	6	56	48	8	64	55	9	241	208	33
MINISTRY TOTAL	64	54	10	57	51	6	56	48	8	64	55	9	241	208	33

2.1 Civil officers and staffs of the ministries and divisions by classification, 2021

Name of the Ministries and Divisions	Class-I			Class-II			Class-III			Class-IV			Total		
	Sanc.	Exist.	Vacancy	Sanc.	Exist.	Vacancy	Sanc.	Exist.	Vacancy	Sanc.	Exist.	Vacancy	Sanc.	Exist.	Vacancy
MINISTRY OF INFORMATION															
INFORMATION COMMISSION	19	16	3	5	4	1	27	17	10	23	23	0	74	60	14
INFORMATION MINISTRY	63	36	27	43	35	8	62	30	32	46	29	17	214	130	84
MINISTRY TOTAL	82	52	30	48	39	9	89	47	42	69	52	17	288	190	98
MINISTRY OF JUTE AND TEXTILE															
MINISTRY OF JUTE AND TEXTILE	45	27	18	35	28	7	27	18	9	24	25	-1	131	98	33
MINISTRY TOTAL	45	27	18	35	28	7	27	18	9	24	25	-1	131	98	33
MINISTRY OF LABOUR AND EMPLOYMENT															
MINISTRY OF LABOUR AND EMPLOYMENT	52	35	17	38	31	7	35	28	7	33	25	8	158	119	39
MINISTRY TOTAL	52	35	17	38	31	7	35	28	7	33	25	8	158	119	39
MINISTRY OF LAND															
MINISTRY OF LAND	37	33	4	36	28	8	33	14	19	41	18	23	147	93	54
MINISTRY TOTAL	37	33	4	36	28	8	33	14	19	41	18	23	147	93	54
MINISTRY OF LAW, JUSTICE AND PARLIAMENTARY AFFAIRS															
BANGLADESH JUDICIAL SERVICE COMMISSION SECT	11	10	1	0	0	0	28	25	3	11	11	0	50	46	4
NATIONAL HUMAN RIGHTS COMMISSION	36	16	20	4	1	3	27	26	1	24	22	2	91	65	26
LAW COMMISSION	11	11	0	0	0	0	15	13	2	11	11	0	37	35	2
LAW & JUSTICE DIVISION	50	41	9	51	49	2	63	46	17	50	38	12	214	174	40
LEGISLATIVE & PARLIAMENT AFF DIV	105	63	42	41	36	5	69	43	26	59	53	6	274	195	79
PARLIAMENT SECRETARIAT	245	183	62	202	145	57	698	479	219	285	198	87	1430	1005	425
MINISTRY TOTAL	458	324	134	298	231	67	900	632	268	440	333	107	2096	1520	576
MINISTRY OF LGRD AND CO-OPERATIVES															
RURAL DEVELOPMENT AND CO- OPERATIVE DIVISION	31	27	4	25	25	0	29	16	13	30	14	16	115	82	33
LOCAL GOVERNMENT DIVISION	71	57	14	66	40	26	54	42	12	66	61	5	257	200	57
MINISTRY TOTAL	102	84	18	91	65	26	83	58	25	96	75	21	372	282	90
MINISTRY OF LIBERATION WAR AFFAIRS															
MINISTRY OF LIBERATION WAR AFFAIRS	53	42	11	20	7	13	27	21	6	27	21	6	127	91	36
MINISTRY TOTAL	53	42	11	20	7	13	27	21	6	27	21	6	127	91	36

2.1 Civil officers and staffs of the ministries and divisions by classification, 2021

Name of the Ministries and Divisions	Class-I			Class-II			Class-III			Class-IV			Total		
	Sanc.	Exist.	Vacancy	Sanc.	Exist.	Vacancy	Sanc.	Exist.	Vacancy	Sanc.	Exist.	Vacancy	Sanc.	Exist.	Vacancy
MINISTRY OF POST, TELECOM & INFORMATION TECHNOLOGY															
INFORMATION & COMMUNICATION TECH DIV.	37	29	8	28	21	7	36	24	12	37	18	19	138	92	46
POST & TELECOMMUNICATION DIV.	34	29	5	28	21	7	34	22	12	33	14	19	129	86	43
MINISTRY TOTAL	71	58	13	56	42	14	70	46	24	70	32	38	267	178	89
MINISTRY OF ENVIRONMENT, FOREST AND CLIMATE CHANGE															
MINISTRY TOTAL	53	43	10	42	32	10	41	17	24	48	28	20	184	120	64
MINISTRY OF PUBLIC ADMINISTRATION															
PUBLIC SERVICE COMMISSION SECRETARIAT	136	98	38	113	98	15	202	138	64	167	120	47	618	454	164
MINISTRY OF PUBLIC ADMINISTRATION	181	138	43	134	117	17	156	125	31	141	114	27	612	494	118
MINISTRY TOTAL	317	236	81	247	215	32	358	263	95	308	234	74	1230	948	282
MINISTRY OF RAILWAYS	43	40	3	33	10	23	31	26	5	29	28	1	136	104	32
MINISTRY TOTAL	43	40	3	33	10	23	31	26	5	29	28	1	136	104	32
MINISTRY OF ROAD TRANSPORT AND BRIDGES															
BRIDGE DIVISION	75	58	17	33	14	19	83	56	27	44	35	9	235	163	72
ROAD TRANSPORT AND HIGHWAY DIVISION	75	43	32	56	37	19	58	37	21	56	47	9	245	164	81
MINISTRY TOTAL	150	101	49	89	51	38	141	93	48	100	82	18	480	327	153
MINISTRY OF PLANNING															
IMPLEMENTATION/MONITORING AND EVALUATION DIV.	129	80	49	60	14	46	94	79	15	55	40	15	338	213	125
PLANNING DIVISION	224	168	56	138	129	9	125	78	47	175	145	30	662	520	142
STATISTICS & INFORMATICS DIVISION	26	27	-1	20	13	7	26	17	9	28	28	0	100	85	15
MINISTRY TOTAL	379	275	104	218	156	62	245	174	71	258	213	45	1100	818	282

2.1 Civil officers and staffs of the ministries and divisions by classification, 2021

Name of the Ministries and Divisions	Class-I			Class-II			Class-III			Class-IV			Total		
	Sanc.	Exist.	Vacancy	Sanc.	Exist.	Vacancy	Sanc.	Exist.	Vacancy	Sanc.	Exist.	Vacancy	Sanc.	Exist.	Vacancy
MINISTRY OF POWER ENERGY & RESOURCES															
POWER DIVISION	39	41	-2	32	18	14	30	20	10	31	22	9	132	101	31
ENERGY AND MINERAL RESOURCES DIV	46	31	15	42	25	17	33	21	12	33	31	2	154	108	46
MINISTRY TOTAL	85	72	13	74	43	31	63	41	22	64	53	11	286	209	77
PRESIDENT'S OFFICE															
PERSONAL DIVISION	18	12	6	20	18	2	62	30	32	115	69	46	215	129	86
PUBLIC DIVISION	22	13	9	20	15	5	27	6	21	32	18	14	101	52	49
MINISTRY TOTAL	40	25	15	40	33	7	89	36	53	147	87	60	316	181	135
MINISTRY OF PRIMARY AND MASS EDUCATION	42	37	5	28	14	14	27	19	8	27	24	3	124	94	30
MINISTRY TOTAL	42	37	5	28	14	14	27	19	8	27	24	3	124	94	30
PRIME MINISTER'S OFFICE	85	73	12	80	70	10	226	195	31	175	154	21	566	492	74
MINISTRY TOTAL	85	73	12	80	70	10	226	195	31	175	154	21	566	492	74
MINISTRY OF RELIGIOUS AFFAIRS	35	31	4	29	15	14	25	29	-4	31	24	7	120	99	21
MINISTRY TOTAL	35	31	4	29	15	14	25	29	-4	31	24	7	120	99	21
MINISTRY OF SCIENCE AND TECHNOLOGY	48	33	15	40	38	2	44	38	6	56	41	15	188	150	38
MINISTRY TOTAL	48	33	15	40	38	2	44	38	6	56	41	15	188	150	38
MINISTRY OF SHIPPING	41	41	0	30	30	0	29	29	0	38	38	0	138	138	0
MINISTRY TOTAL	41	41	0	30	30	0	29	29	0	38	38	0	138	138	0
MINISTRY OF SOCIAL WELFARE	36	31	5	30	16	14	28	22	6	35	21	14	129	90	39
MINISTRY TOTAL	36	31	5	30	16	14	28	22	6	35	21	14	129	90	39
MINISTRY OF WATER RESOURCES	38	31	7	26	24	2	30	24	6	32	29	3	126	108	18
MINISTRY TOTAL	38	31	7	26	24	2	30	24	6	32	29	3	126	108	18
MINISTRY OF WOMEN AND CHILDREN AFFAIRS	42	37	5	28	21	7	33	5	28	30	10	20	133	73	60
MINISTRY TOTAL	42	37	5	28	21	7	33	5	28	30	10	20	133	73	60
MINISTRY OF YOUTH AND SPORTS	31	25	6	20	17	3	20	19	1	21	18	3	92	79	13
MINISTRY TOTAL	31	25	6	20	17	3	20	19	1	21	18	3	92	79	13
GRAND TOTAL	5073	3825	1248	3927	2674	1253	5095	3486	1609	4145	2971	1174	18240	12956	5284

2.2 Civil officers and staffs of the departments and directorates by classification, 2021

Departments/Directorates	Class-I			Class-II			Class-III			Class-IV			Total		
	Sanc.	Exist.	Vacancy	Sanc.	Exist.	Vacancy	Sanc.	Exist.	Vacancy	Sanc.	Exist.	Vacancy	Sanc.	Exist.	Vacancy
MINISTRY OF AGRICULTURE															
DEPTT OF AGRI EXTENSION	2917	1880	1037	15442	10785	4657	3109	1503	1606	4248	3308	940	25716	17476	8240
SEED CERTIFICATION AGENCY	252	118	134	4	3	1	141	81	60	159	102	57	556	304	252
DEPTT OF AGRI MARKETING	139	42	97	45	0	45	360	216	144	349	169	180	893	427	466
COTTON DEV BOARD	115	64	51	17	9	8	520	326	194	224	185	39	876	584	292
SOIL RESOURCES DEV INSTITUTE	420	161	259	29	12	17	287	201	86	285	133	152	1021	507	514
AGRI INFORMATION SERVICE	23	22	1	7	6	1	152	134	18	61	49	12	243	211	32
MINISTRY TOTAL	3866	2287	1579	15544	10815	4729	4569	2461	2108	5326	3946	1380	29305	19509	9796
MINISTRY OF COMMERCE															
DTE OF CONSUMER RIGHTS	101	76	25	3	1	2	105	78	27	31	31	0	240	186	54
REGISTRAR OF JOINT STOCK CO. S	15	13	2	19	12	7	34	27	7	13	11	2	81	63	18
OFFICE OF THE CHIEF CONT OF IMP AND EXP	23	18	5	42	27	15	118	39	79	91	12	79	274	96	178
MINISTRY TOTAL	139	107	32	64	40	24	257	144	113	135	54	81	595	345	250
MINISTRY OF CULTURAL AFFAIRS															
COPY RIGHT OFFICE DHAKA	5	3	2	4	2	2	30	24	6	4	3	1	43	32	11
DEPTT OF PUBLIC LIBRARY	105	53	52	37	22	15	367	171	196	314	170	144	823	416	407
DTE OF ARCHIVES	20	11	9	7	1	6	71	44	27	34	22	12	132	78	54
DEPTT OF ARCHAEOLOGY	47	33	14	51	34	17	161	117	44	229	189	40	488	373	115
MINISTRY TOTAL	177	100	77	99	59	40	629	356	273	581	384	197	1486	899	587

2.2 Civil officers and staffs of the departments and directorates by classification, 2021

Departments/Directorates	Class-I			Class-II			Class-III			Class-IV			Total		
	Sanc.	Exist.	Vacancy	Sanc.	Exist.	Vacancy	Sanc.	Exist.	Vacancy	Sanc.	Exist.	Vacancy	Sanc.	Exist.	Vacancy
MINISTRY OF DEFENCE															
DTE OF MILITARY LANDS & CANTONMENT	36	27	9	15	9	6	55	38	17	51	37	14	157	111	46
MODC RECORDS, RAJENDRAPUR, CANTT.	0	0	0	1	1	0	3	3	0	40	38	2	44	42	2
AHQ, E IN C'S BR. WORKS DTE	97	48	49	657	421	236	1161	950	211	410	363	47	2325	1782	543
ARMED FORCES MEDICAL COLLEGE	1	0	1	14	12	2	29	22	7	97	89	8	141	123	18
MILITARY INST OF SCIENCE & TECHNOLOGY	130	27	103	60	47	13	164	104	60	50	40	10	404	218	186
DW AND CE (AIR) KURMITOLA	23	12	11	74	40	34	199	171	28	56	43	13	352	266	86
DTE GENERAL DEFENCE PURCHASE	2	2	0	0	0	0	57	36	21	28	22	6	87	60	27
OFFI OF THE CHIEF ADMN OFFICER	171	123	48	106	85	21	996	845	151	747	664	83	2020	1717	303
SURVEY OF BANGLADESH	38	16	22	11	3	8	635	429	206	209	119	90	893	567	326
ARMED FORCES MEDICAL STORES, DEPOT DHAKA CANT.	6	1	5	1	0	1	9	6	3	87	74	13	103	81	22
DEPTT OF CYPHER	10	8	2	9	6	3	15	12	3	11	7	4	45	33	12
AHQ, AGS BR (PA DTE)	74	15	59	218	96	122	5020	4286	734	7411	7065	346	12723	11462	1261
DTE GENERAL MEDICAL SERVICES	15	9	6	1	1	0	145	122	23	253	213	40	414	345	63
BD ARMED SERVICES BOARD (BASB)	15	10	5	16	16	0	44	41	3	6	6	0	81	73	8
DTE OF CIVILIAN PERSONNEL (NAVAL HQ)	88	59	29	160	73	87	3330	2890	440	1283	1197	86	4861	4219	642
BANGLADESH AIR FORCE	8	4	4	20	31	-11	1342	1187	155	2661	2336	325	4031	3558	473

2.2 Civil officers and staffs of the departments and directorates by classification, 2021

Departments/Directorates	Class-I			Class-II			Class-III			Class-IV			Total		
	Sanc.	Exist.	Vacancy	Sanc.	Exist.	Vacancy	Sanc.	Exist.	Vacancy	Sanc.	Exist.	Vacancy	Sanc.	Exist.	Vacancy
MINISTRY OF DEFENCE															
BANGLADESH ORDNANCE FACTORIES	72	45	27	151	138	13	1485	1309	176	361	232	129	2069	1724	345
DW AND CE (NAVY)	48	32	16	591	306	285	1061	999	62	389	384	5	2089	1721	368
DEFENCE SERVICES															
COMMAND & STAFF COLLEGE	3	2	1	1	1	0	50	30	20	123	105	18	177	138	39
DTE OF BD NATIONAL CADET CORPS	3	1	2	0	0	0	210	165	45	267	245	22	480	411	69
CONTROLLER GENERAL															
DEFENCE FINANCE	116	112	4	216	156	60	1387	964	423	171	132	39	1890	1364	526
BANGLADESH METEOROLOGICAL DEPTT															
A F I P, DHAKA CANT.	3	0	3	0	0	0	5	3	2	32	31	1	40	34	6
NATIONAL DEFENCE COLLEGE, MIRPUR	6	3	3	0	0	0	10	10	0	52	52	0	68	65	3
DTE OF INTER SERVICE PUB RELATION	6	6	0	4	4	0	17	18	-1	6	6	0	33	34	-1
ARMED FORCES FOOD AND DRAGS LAB	2	0	2	0	0	0	8	6	2	16	12	4	26	18	8
ARMED FORCES MEDICAL STORES DEPOT DHAKA, CANT.	2	2	0	0	0	0	25	23	2	56	55	1	83	80	3
DW (ARMY)	99	67	32	481	183	298	781	635	146	271	247	24	1632	1132	500
MINISTRY TOTAL	1221	725	496	2820	1639	1181	19178	15957	3221	15339	13963	1376	38558	32284	6274
MINISTRY OF DISASTER MANAGEMENT AND RELIEF															
DEPTT OF DISASTER MANAGEMENT															
DTE GENERAL OF RELIEF	319	276	43	306	288	18	904	861	43	213	206	7	1742	1631	111
MINISTRY TOTAL	639	502	137	613	609	4	2292	1911	381	426	363	63	3970	3385	585

2.2 Civil officers and staffs of the departments and directorates by classification, 2021

Departments/Directorates	Class-I			Class-II			Class-III			Class-IV			Total		
	Sanc.	Exist.	Vacancy	Sanc.	Exist.	Vacancy	Sanc.	Exist.	Vacancy	Sanc.	Exist.	Vacancy	Sanc.	Exist.	Vacancy
MINISTRY OF EDUCATION															
DTE OF INSPECTION	35	25	10	0	0	0	77	23	54	18	4	14	130	52	78
EDUCATION ENGINEERING DEPTT	417	231	186	797	335	462	425	202	223	828	185	643	2467	953	1514
OFFICE OF THE CHIEF ACCOUNTS	5	5	0	5	2	3	53	29	24	7	6	1	70	42	28
DTE OF SECONDARY & HIGHER EDUCATION	21686	27846	-6160	13590	10446	3144	4451	2608	1843	7645	4205	3440	47372	45105	2267
INTERNATIONAL MOTHER LANGUAGE INSTITUTE	17	7	10	1	0	1	37	10	27	37	19	18	92	36	56
BUREAU OF EDU INFORM	157	81	76	10	6	4	308	233	75	302	282	20	777	602	175
NATIONAL ACADEMY FOR EDU MANAG (NAEM)	62	56	6	6	5	1	46	30	16	86	72	14	200	163	37
DTE OF TECHNICAL EDUCATION	4503	3031	1472	1608	804	804	4060	2561	1499	1799	1140	659	11970	7536	4434
MINISTRY TOTAL	26882	31282	-4400	16017	11598	4419	9457	5696	3761	10722	5913	4809	63078	54489	8589
ELECTION COMMISSION SACRETARIATE															
DEPUTY ELECTION COMMISSION OFFICE	694	457	237	0	0	0	861	666	195	823	694	129	2378	1817	561
MINISTRY TOTAL	694	457	237	0	0	0	861	666	195	823	694	129	2378	1817	561
MINISTRY OF EXPATRIATES, WELFARE AND OVERSEAS EMPL															
BUREAU OF MANPOWER EMP	362	182	180	1472	732	740	2224	1211	1013	1435	1094	341	5493	3219	2274
MINISTRY TOTAL	362	182	180	1472	732	740	2224	1211	1013	1435	1094	341	5493	3219	2274

2.2 Civil officers and staffs of the departments and directorates by classification, 2021

Departments/Directorates	Class-I			Class-II			Class-III			Class-IV			Total		
	Sanc.	Exist.	Vacancy	Sanc.	Exist.	Vacancy	Sanc.	Exist.	Vacancy	Sanc.	Exist.	Vacancy	Sanc.	Exist.	Vacancy
MINISTRY OF FINANCE															
DEFENCE AUDIT DEPARTMENT	26	26	0	30	13	17	107	88	19	27	25	2	190	152	38
MONITORING CELL	18	9	9	2	1	1	10	6	4	6	5	1	36	21	15
CONTROLLER GENERAL OF ACCOUNTS, DHAKA	1052	941	111	795	465	330	5255	2424	2831	996	531	465	8098	4361	3737
COMPTROLLER GENERAL, DHAKA	1453	1342	111	1822	980	842	8804	5986	2818	1737	1118	619	13816	9426	4390
LOCAL& REVENUE AUDIT DIRECTORIATE	67	67	0	130	64	66	348	228	120	70	56	14	615	415	200
POST, TELEGRAPH & TELEPHONES AUDIT DIRECTORATE	21	21	0	36	10	26	202	140	62	41	39	2	300	210	90
COMMERCIAL AUDIT DIRECTORATE	144	139	5	264	26	238	556	376	180	89	77	12	1053	618	435
FOREIGN AIDED PROJECTS AUDIT DIRECTORATE	70	70	0	56	10	46	157	125	32	17	15	2	300	220	80
DIRECTORATE OF CIVIL AUDIT	40	41	-1	35	10	25	218	138	80	23	22	1	316	211	105
WORKS AUDIT DIRECTORATE	43	43	0	48	29	19	231	150	81	40	39	1	362	261	101
MISSION AUDITE DIRECTORATE	7	7	0	5	3	2	18	13	5	11	11	0	41	34	7
PERFORMANCE AUDIT DIRECTORATE/413	9	9	0	5	3	2	9	8	1	8	8	0	31	28	3
FINANCIAL MANAGHEMENT ACADEMY (FIMA)	22	20	2	2	1	1	10	6	4	6	5	1	40	32	8
RAILWAY AUDIT DIRECTORATE	21	20	1	35	8	27	133	85	48	22	18	4	211	131	80
TAXES APPELLATE TRIBUNAL, DHAKA	25	23	2	0	0	0	77	50	27	49	33	16	151	106	45
NATIONAL BOARD OF REVENUE (BOARD OF ADMIN)	2529	1924	605	5685	3429	2256	10277	5407	4870	3458	2542	916	21949	13302	8647
CUSTOM EXCISE APPELLATE TRIBUNAL	10	10	0	1	0	1	35	18	17	19	15	4	65	43	22
NATIONAL BOARD OF REVENUE (TAXES), DHAKA	0	0	0	0	0	0	77	69	8	69	69	0	146	138	8
NATIONAL BOARD OF REVENUE (EXCISE & VAT)	1510	625	885	4676	1552	3124	2944	1008	1936	3559	1490	2069	12689	4675	8014
DTE OF NATIONAL SAVINGS	107	70	37	81	57	24	178	108	70	93	75	18	459	310	149
MINISTRY TOTAL	7174	5407	1767	13708	6661	7047	29646	16433	13213	10340	6193	4147	60868	34694	26174

2.2 Civil officers and staffs of the departments and directorates by classification, 2021

Departments/Directorates	Class-I			Class-II			Class-III			Class-IV			Total		
	Sanc.	Exist.	Vacancy	Sanc.	Exist.	Vacancy	Sanc.	Exist.	Vacancy	Sanc.	Exist.	Vacancy	Sanc.	Exist.	Vacancy
MINISTRY OF FISHERIES AND LIVESTOCK															
DEPTT OF LIVESTOCK SERVICES	2444	1473	971	94	39	55	8475	4644	3831	2921	2106	815	13934	8262	5672
DEPT OF FISHERIES AND LIVESTOCK INFOR	7	4	3	0	0	0	53	24	29	22	5	17	82	33	39
DEPTT OF FISHERIES	1676	1037	639	665	337	328	2111	1667	444	1533	1258	275	5985	4299	1686
MINISTRY TOTAL	4127	2514	1613	759	376	383	10639	6335	4304	4476	3369	1107	20001	12594	7407
MINISTRY OF FOOD															
DIRECTOR GENERAL OF FOOD	900	602	298	1760	1137	623	5422	2202	3220	5610	3653	1957	13692	7594	6098
MINISTRY TOTAL	900	602	298	1760	1137	623	5422	2202	3220	5610	3653	1957	13692	7594	6098
MINISTRY OF FOREIGN AFFAIRS															
STATE GUEST HOUSE PADMA, MEGHNA, SUGANDA	3	2	1	0	0	0	21	22	-1	63	58	5	87	82	5
MINISTRY TOTAL	3	2	1	0	0	0	21	22	-1	63	58	5	87	82	5
MINISTRY OF HEALTH AND FAMILY WELFARE															
DTE OF DRUG ADMN DHAKA & CTG	261	85	176	64	18	46	199	119	80	76	61	15	600	283	317
DIRECTORATE OF NURSING	429	252	177	32532	31911	621	872	785	87	717	558	159	34550	33506	1044
DTE GENERAL OF HEALTH SERVICES (DGHS)	33405	27569	5836	1073	694	379	55623	36145	19478	25355	15539	9816	115456	79947	35509
NATIONAL ELECTRO MED EQUIPMAINT W/SHOP CENT	13	4	9	14	6	8	49	36	13	21	18	3	97	64	33
NATIONAL INST OF MENTAL HEALTH, DHAKA	82	59	23	161	115	46	53	35	18	108	61	47	404	270	134
65 CIVIL SURGEON OFFICE	6223	6017	206	303	272	31	43035	40969	2066	12846	12323	523	62407	59581	2826
TRANSPORT & EQUIPMAINT ORG (TEMO)	1	1	0	3	2	1	44	27	17	27	12	15	75	42	33
NATIONAL INST OF TRAUMATOLOGY & ORTHO REHAB (NETOR)	524	272	252	613	338	275	130	38	92	275	149	126	1542	797	745
NATIONAL INST OF OPHTHALMOLOGY & HOSPITAL, DHAKA	145	117	28	0	0	0	69	56	13	115	70	45	329	243	86

2.2 Civil officers and staffs of the departments and directorates by classification, 2021

Departments/Directorates	Class-I			Class-II			Class-III			Class-IV			Total		
	Sanc.	Exist.	Vacancy	Sanc.	Exist.	Vacancy	Sanc.	Exist.	Vacancy	Sanc.	Exist.	Vacancy	Sanc.	Exist.	Vacancy
MINISTRY OF HEALTH AND FAMILY WELFARE															
CENT SKIN H CENT CTG	5	5	0	0	0	0	18	11	7	13	9	4	36	25	11
NATIONAL INST OF PRE-SOCIAL MEDICAL	63	25	38	18	16	2	44	27	17	55	25	30	180	93	87
CONSTRUCTION MANAGEMENT UNIT	74	61	13	85	78	7	136	130	6	91	88	3	386	357	29
SHAHID SHOHRAWARDI HOSP HOSPITAL	100	95	5	17	17	0	252	239	13	128	107	21	497	458	39
HEALTH ENGINEERING DEPARTMENT (HED)	187	118	69	378	92	286	250	189	61	145	86	59	960	485	475
NATIONAL INST OF CARDIO VASCULAR DISEASES	472	332	140	1129	997	132	370	278	92	309	227	82	2280	1834	446
NIPORT	129	72	57	62	26	36	291	163	128	294	158	136	776	419	357
DEPTT OF FAMILY PLANNING	2536	1151	1385	1168	187	981	17980	12796	5184	32631	8073	24558	54315	22207	32108
INST OF PUBLIC HEALTH	69	50	19	71	57	14	313	246	67	472	277	195	925	630	295
MINISTRY TOTAL	44718	36285	8433	37691	34826	2865	119728	92289	27439	73678	37841	35837	275815	201241	74574
MINISTRY OF HOME AFFAIRS															
INVESTIGATION AGENCY-ICT BD	43	33	10	37	12	25	166	115	51	47	34	13	293	194	99
BANGLADESH COAST GUARD	196	77	119	74	66	8	278	186	92	45	13	32	593	342	251
INVESTIGATION AGENCY	39	15	24	37	9	28	165	116	49	47	28	19	288	168	120
ANSAR AND V D P DEPTT	442	304	138	803	371	432	20063	20464	-401	289	230	59	21597	21369	228
DEPTT OF FIRE SERVICES & DEFENCE	48	39	9	196	152	44	3754	3259	495	9564	8186	1378	13562	11636	1926
DEPTT OF NARCOTICS CONTROL	286	123	163	285	163	122	2050	1474	576	326	295	31	2947	2055	892
NATIONAL TELECOMMUNICATION MONITORING CENTRE	11	8	3	1	0	1	7	0	7	0	0	0	19	8	11
POLICE DIRECTORATE	11787	10512	1275	26719	24246	2473	171111	161774	9337	7136	6050	1086	216753	202582	14171
BORDER GUARD BANGLADESH	49	14	35	83	71	12	1583	1005	578	3781	3612	169	5496	4702	794
DIRECTORATE OF PRISONS	311	143	168	262	167	95	11164	9786	1378	188	22	166	11925	10118	1807
DEPTT OF IMMIGRATION	133	105	28	47	38	9	691	661	30	321	298	23	1192	1102	90
MINISTRY TOTAL	13345	11373	1972	28544	25295	3249	211032	198840	12192	21744	18768	2976	274665	254276	20389

2.2 Civil officers and staffs of the departments and directorates by classification, 2021

Departments/Directorates	Class-I			Class-II			Class-III			Class-IV			Total		
	Sanc.	Exist.	Vacancy	Sanc.	Exist.	Vacancy	Sanc.	Exist.	Vacancy	Sanc.	Exist.	Vacancy	Sanc.	Exist.	Vacancy
MINISTRY OF HOUSING AND PUBLIC WORKS															
PUBLIC WORKS DEPTT	942	810	132	1370	1108	262	3494	2388	1106	2120	1871	249	7926	6177	1749
DTE OF INTERNAL AUDIT	3	3	0	8	6	2	38	20	18	12	9	3	61	38	23
DTE OF GOVT ACCOMODATION	18	15	6	0	0	0	164	111	53	282	251	31	464	374	90
COMMISSIONER OFFICE SETTLEMENT	15	13	2	0	0	0	12	10	2	12	11	1	39	34	5
DTE OF URBAN DEVELOPMENT	55	36	19	1	1	0	122	93	29	67	53	14	245	183	62
DEPTT OF ARCHITECTURE	110	79	31	2	0	2	159	131	28	47	35	12	318	245	73
MINISTRY TOTAL	1143	953	190	1381	1115	266	3989	2753	1236	2540	2230	310	9053	7051	2002
MINISTRY OF INDUSTRIES															
BOILER INSPECTION OFFICE	59	7	52	0	0	0	25	8	17	28	8	20	112	23	89
PATENTS, DESIGN MARKS OFFICE	42	29	13	5	2	3	53	30	23	13	9	4	113	70	43
NATIONAL PRODUCTIVITY ORGANISATION	21	15	6	1	1	0	30	26	4	13	13	0	65	55	10
MINISTRY TOTAL	122	51	71	6	3	3	108	64	44	54	30	24	290	148	142
MINISTRY OF INFORMATION															
NATIONAL BROADCASTING AUTH (BD TELEVISION)	369	227	142	151	118	33	828	561	267	382	292	90	1730	1198	532
DEPTT OF MASS COMMUNICATION	125	70	55	100	62	38	621	339	282	273	197	76	1119	668	451
NATIONAL BOARD AUTH (BD BETAR)	704	465	239	101	30	71	961	783	178	688	494	194	2454	1772	682
FILM CENSOR BOARD	3	3	0	6	6	0	16	5	11	9	8	1	34	22	12
DEPTT OF FILMS	41	27	14	35	27	8	186	118	68	89	28	61	351	200	151
PRESS INFORMATION DEPTT	136	78	58	43	30	13	183	89	94	124	94	30	486	291	195
NATIONAL INST OF MASS COMMUNICATION	35	28	7	16	9	7	45	40	5	35	33	2	131	110	21
BANGLADESH FILM ARCHIVES	4	5	-1	10	10	0	27	26	1	8	7	1	49	48	1
MINISTRY TOTAL	1417	903	514	462	292	170	2867	1961	906	1608	1153	455	6354	4309	2045

2.2 Civil officers and staffs of the departments and directorates by classification, 2021

Departments/Directorates	Class-I			Class-II			Class-III			Class-IV			Total		
	Sanc.	Exist.	Vacancy	Sanc.	Exist.	Vacancy	Sanc.	Exist.	Vacancy	Sanc.	Exist.	Vacancy	Sanc.	Exist.	Vacancy
MINISTRY OF JUTE AND TEXTILE															
DIRECTORATE OF JUTE	73	62	11	51	34	17	410	125	285	72	22	50	606	243	363
DEPTT OF TEXTILE	348	172	176	263	190	73	789	592	197	200	172	28	1600	1126	474
MINISTRY TOTAL	421	234	187	314	224	90	1199	717	482	272	194	78	2206	1369	837
MINISTRY OF LABOUR AND EMPLOYMENT															
LABOUR APPELATE TRIBUNAL															
LABOUR COURT	23	17	6	0	0	0	71	48	23	55	39	16	149	104	45
DEPARTMENT OF INSPECTION FOR FACTORIES	393	142	251	365	216	149	206	144	62	207	45	162	1171	547	624
DTE OF LABOUR	184	102	82	72	33	39	417	271	146	301	192	109	974	598	376
MINIMUM WAGES BOARD	2	2	0	0	0	0	6	6	0	5	5	0	13	13	0
NSDC SECRETARIAT	9	7	2	0	0	0	11	1	10	6	6	0	26	14	12
MINISTRY TOTAL	611	270	341	437	249	188	711	470	241	574	287	287	2333	1276	1057
MINISTRY OF LAND															
LAND REFORMS BOARD	24	18	6	9	8	1	48	41	7	25	21	4	106	88	18
CONTROLLER OF ACCOUNTS (REV)	11	11	0	77	75	2	112	91	21	79	74	5	279	251	28
BOARD OF LAND APPEAL	11	10	1	0	0	0	25	20	5	14	10	4	50	40	10
LAND ADMINISTRATION TRNG CENTRE	10	8	2	1	1	0	12	11	1	19	11	8	42	31	11
DEPTT OF LAND RECORDS	488	308	180	684	129	555	4536	1785	2751	1344	880	464	7052	3102	3950
MINISTRY TOTAL	544	355	189	771	213	558	4733	1948	2785	1481	996	485	7523	3512	4017
MINISTRY OF LAW, JUSTICE AND PAR AFFAIRS															
BANGLADESH JUDICIAL SERVICE COMMISSION SECTT.	10	9	1	0	0	0	29	23	6	11	11	0	50	43	7
LAND SURVEY TRIBUNAL, JESSORE	1	1	0	0	0	0	2	2	0	1	1	0	4	4	0
NATIONAL LEGAL AID SERVICES ORGANISATION	70	60	10	2	2	0	78	74	4	4	4	0	154	140	14

2.2 Civil officers and staffs of the departments and directorates by classification, 2021

Departments/Directorates	Class-I			Class-II			Class-III			Class-IV			Total		
	Sanc.	Exist.	Vacancy	Sanc.	Exist.	Vacancy	Sanc.	Exist.	Vacancy	Sanc.	Exist.	Vacancy	Sanc.	Exist.	Vacancy
MINISTRY OF LAW, JUSTICE AND PAR AFFAIRS															
LOWER COURT OF LAW AND JUSTICE DIVISION	1820	1574	246	120	111	9	3528	3063	465	4173	3711	462	9641	8459	1182
LAND SURVEY TRIBUNAL, TANGAIL	1	1	0	0	0	0	2	0	2	2	0	2	5	1	4
LAND SURVEY TRIBUNAL, NOAKHALI	1	1	0	0	0	0	2	2	0	2	2	0	5	5	0
ADMIN GEN, OFF TRUSTEE & OFF RECIVER OFFICE	1	0	1	1	0	1	13	8	5	6	6	0	21	14	7
SUPREME COURT HIGH COURT DIV	113	26	87	395	324	71	739	709	30	403	403	0	1650	1462	188
ANTI-TERRORISM ADDITIONAL TRIBUNAL	0	0	0	0	0	0	6	5	1	7	7	0	13	12	1
JANA NIRAPATTA BIGNAKARI APORADH DAMAN TRIBUNAL	6	6	0	6	3	3	40	35	5	12	9	3	64	53	11
DRUTHO BICHAR TRIBUNAL	5	5	0	5	3	2	20	19	1	19	19	0	49	46	3
OFFICE OF THE ENVIRONMENT COURT, DHAKA	2	2	0	0	0	0	4	4	0	4	2	2	10	8	2
ADMN APPELLATE TRIBUNAL	3	3	0	0	0	0	6	3	3	7	7	0	16	13	3
LAND SURVEY TRIBUNAL, FARIDPUR	1	0	1	0	0	0	2	0	2	2	0	2	5	0	5
BANGLADESH BAR COUNCIL	9	9	0	3	3	0	35	35	0	38	38	0	85	85	0
INTERNATIONAL CRIMES TRIBUNAL (ICT-BD), DHAKA	20	5	15	9	0	9	22	13	9	32	26	6	83	44	39
OFFICE OF THE ATTORNEY GENERAL	4	2	2	2	2	0	77	67	10	130	116	14	213	187	26
SUPREME COURT APPELATE. DIV	8	7	1	2	1	1	42	34	8	35	34	1	87	76	11
ADMINSTRATIVE TRIBUNAL	5	5	0	0	0	0	11	11	0	12	12	0	28	28	0
JUDICIAL ADMINISTRATION TRAINING INSTITUE	12	12	0	2	2	0	26	25	1	25	25	0	65	64	1
DEPARTMENT OF REGISTRATION	547	405	142	1	0	1	1569	1552	17	653	638	15	2770	2595	175
LAND SURVEY TRIBUNAL, PABNA	1	1	0	0	0	0	2	1	1	2	1	1	5	3	2
BANGLADESH LAW COMMISION	8	3	5	0	0	0	9	8	1	15	13	2	32	24	8
NARI-O-SHISHU NIRJATAN DAMAN TRIBUNAL	29	27	2	1	1	0	89	89	0	55	55	0	174	172	2
MINISTRY TOTAL	2677	2164	513	549	452	97	6353	5782	571	5650	5140	510	15229	13538	1691

2.2 Civil officers and staffs of the departments and directorates by classification, 2021

Departments/Directorates	Class-I			Class-II			Class-III			Class-IV			Total		
	Sanc.	Exist.	Vacancy	Sanc.	Exist.	Vacancy	Sanc.	Exist.	Vacancy	Sanc.	Exist.	Vacancy	Sanc.	Exist.	Vacancy
MINISTRY OF LGRD AND CO-OPERATIVE															
DHAKA MOSQUITO CONTROL	1	1	0	1	0	1	49	28	21	345	263	82	396	292	104
LOCAL GOVT ENGINEERING DEPARTMENT	1567	1050	517	2266	1304	962	7062	5350	1712	2049	1474	575	12944	9178	3766
PUBLIC HEALTH ENGINEERING DEPTT	508	235	273	718	574	144	1543	1156	387	4553	5434	-881	7322	7399	-77
NATIONAL INSTITUTE OF LOCAL GOVERNMENT (NILG)	36	23	13	12	8	4	29	17	12	36	30	6	113	78	35
DEPTT OF CO-OPERATIVES	201	119	82	574	449	125	3009	2309	700	1264	1011	253	5048	3888	1160
MINISTRY TOTAL	2313	1428	885	3571	2335	1236	11692	8860	2832	8247	8212	35	25823	20835	4988
MINISTRY OF POST TELECOM & INFORMATION TECH															
INFORMATION & COMMUNICATION TECH DTE	1728	21	1707	12	0	12	314	0	314	38	0	38	2092	21	2071
INFORMATION & COMMUNICATION DIRECTORATE	572	4	568	4	0	4	157	0	157	4	0	4	737	4	733
BD TELECOMMUNICATION REGULATORY COMMISSION	139	88	51	63	49	14	103	77	26	116	103	13	421	317	104
BANGLADESH POST OFFICE	237	148	89	76	17	59	11776	6937	4839	4852	3615	1237	16941	10717	6224
MINISTRY TOTAL	2676	261	2415	155	66	89	12350	7014	5336	5010	3718	1292	20191	11059	9132
MINISTRY OF ENVIRONMENT, FOREST AND CLIMATE CHANGE															
ENVIRONMENT DEPTT	272	183	89	201	62	139	428	187	241	67	11	56	968	443	525
BANGLADESH NATIONAL HERBARIUM	19	8	11	3	3	0	18	16	2	12	10	2	52	37	15
BD FOREST RESEARCH INST CTG	102	66	36	55	35	20	419	211	208	194	110	84	770	422	348
DEPTT OF FOREST	342	156	186	448	94	354	5440	3460	1980	4097	3106	991	10327	6816	3511
MINISTRY TOTAL	735	413	322	707	194	513	6305	3874	2431	4370	3237	1133	12117	7718	4399

2.2 Civil officers and staffs of the departments and directorates by classification, 2021

Departments/Directorates	Class-I			Class-II			Class-III			Class-IV			Total		
	Sanc.	Exist.	Vacancy	Sanc.	Exist.	Vacancy	Sanc.	Exist.	Vacancy	Sanc.	Exist.	Vacancy	Sanc.	Exist.	Vacancy
MINISTRY OF PUBLIC ADMINISTRATION															
BANGLADESH EMPLOYEES WELFARE BOARD	52	36	16	27	8	19	119	64	55	68	42	26	266	150	116
SARKARI KARMACHARI HOSPITAL DHAKA	102	56	46	70	36	34	64	16	48	67	55	12	303	163	140
DEPTT OF GOVT. TRANSPORT	9	9	0	4	1	3	2090	1381	709	347	222	125	2450	1613	837
DEPTT OF PRINTING, STATIONARY, FORM	24	16	8	31	23	8	1775	1077	698	593	306	287	2423	1422	1001
BD CIVIL SERVICES (ADMN) ACADEMY	26	23	3	6	0	6	48	42	6	51	28	23	131	93	38
OFFICE OF THE CHIEF ACCOUNTS OFFICER	6	3	3	2	2	0	43	24	19	5	4	1	56	33	23
MINISTRY TOTAL	219	143	76	140	70	70	4139	2604	1535	1131	657	474	5629	3474	2155
MINISTRY OF RAILWAYS															
BANGLADESH RAILWAY	555	444	111	1591	807	784	15334	10024	5310	23247	14341	8906	40727	25616	15111
RAILWAY INSPECTION DEPTT	2	2	0	0	0	0	4	2	2	3	3	0	9	7	2
MINISTRY TOTAL	557	446	111	1591	807	784	15338	10026	5312	23250	14344	8906	40736	25623	15113
MINISTRY OF ROAD TRANSPORT AND BRIDGES															
BANGLADESH BRIDGES AUTHORITY	109	84	25	56	43	13	89	51	38	109	56	53	363	234	129
BD ROAD TRANSPORT AUTHORITY	149	109	40	163	130	33	385	337	48	107	90	17	804	666	138
ROADS DEPTT	709	489	220	888	691	197	4545	2152	2393	3307	1853	1454	9449	5185	4264
MINISTRY TOTAL	967	682	285	1107	864	243	5019	2540	2479	3523	1999	1524	10616	6085	4531
MINISTRY OF PLANNING															
BANGLADESH BUREAU OF STATISTICS	460	300	160	124	76	48	2852	1632	1220	667	319	348	4103	2327	1776
MINISTRY TOTAL	460	300	160	124	76	48	2852	1632	1220	667	319	348	4103	2327	1776

2.2 Civil officers and staffs of the departments and directorates by classification, 2021

Departments/Directorates	Class-I			Class-II			Class-III			Class-IV			Total		
	Sanc.	Exist.	Vacancy	Sanc.	Exist.	Vacancy	Sanc.	Exist.	Vacancy	Sanc.	Exist.	Vacancy	Sanc.	Exist.	Vacancy
MINISTRY OF POWER ENERGY AND MIN RESOURCES															
DEPTT OF EXPLOSIVES	31	13	18	2	0	2	48	23	25	23	13	10	104	49	55
GEOLOGICAL SURVEY OF BANGLADESH	174	117	57	29	7	22	320	191	129	140	86	54	663	401	262
BANGLADESH PETROLEUM INSTITUTE	21	5	16	0	0	0	18	10	8	15	14	1	54	29	25
BUREAU OF MINERAL DEVELOPMENT	10	5	5	0	0	0	17	4	13	11	9	2	38	18	20
POWER CELL	16	15	1	0	0	0	18	18	0	9	9	0	43	42	1
ENERGY AUDIT CELL	9	3	6	0	0	0	5	3	2	6	5	1	20	11	9
ELEC ADV ELEC INSPECTOR	10	4	6	6	2	4	20	14	6	9	6	3	45	26	19
HYDROCARBON UNIT	16	8	8	2	1	1	8	3	5	9	9	0	35	21	14
BANGLADESH ENERGY REGULATORY COMMISSION	35	28	7	0	0	0	26	32	-6	20	23	-3	81	83	-2
MINISTRY TOTAL	322	198	124	39	10	29	480	298	182	242	174	68	1083	680	403
MINISTRY OF PRIMARY AND MASS EDUCATION															
DIRECTORATE OF NON-FORMAL EDUCATION	80	59	21	1	0	1	96	89	7	84	83	1	261	231	30
NATIONAL ACADEMY FOR PRIMARY EDUCATION, MYMENSINGH	46	43	3	6	3	3	27	6	21	18	12	6	97	64	33
COMPULSORY PRIMARY EDN IMPL UNIT	13	9	4	1	0	1	26	21	5	19	15	4	59	45	14
DTE OF PRIMARY EDUCATION	2965	2177	788	3191	17222	-14031	430969	374025	56944	2495	1483	1012	439620	394907	44713
MINISTRY TOTAL	3104	2288	816	3199	17225	-14026	431118	374141	56977	2616	1593	1023	440037	395247	44790
PRIME MINISTER'S OFFICE															
SPECIAL SECURITY FORCE	5	1	4	4	3	1	116	87	29	97	81	16	222	172	50
BOARD OF INVESTMENT	93	40	53	0	0	0	145	69	76	114	95	19	352	204	148
BUREAU OF NGO AFFAIRS	23	7	16	3	3	0	37	33	4	21	16	5	84	59	25
NATIONAL SECURITY INTELLIGENCE	745	486	259	508	345	163	1185	736	449	1592	546	1046	4030	2113	1917
MINISTRY TOTAL	866	534	332	515	351	164	1483	925	558	1824	738	1086	4688	2548	2140

2.2 Civil officers and staffs of the departments and directorates by classification, 2021

Departments/Directorates	Class-I			Class-II			Class-III			Class-IV			Total		
	Sanc.	Exist.	Vacancy	Sanc.	Exist.	Vacancy	Sanc.	Exist.	Vacancy	Sanc.	Exist.	Vacancy	Sanc.	Exist.	Vacancy
MINISTRY OF RELIGIOUS AFFAIRS															
CONSUL GEN OF BD JEDDAH (HAJJ)	2	2	0	1	1	0	5	3	2	5	2	3	13	8	5
BANGLADESH HAJJ MISSION, MAKKAH AL-MUKARRAMAH, K.S	2	2	0	1	1	0	8	5	3	9	2	7	20	10	10
HAJJ OFFICE DHAKA	1	1	0	2	2	0	12	10	2	11	9	2	26	22	4
MINISTRY TOTAL	5	5	0	4	4	0	25	18	7	25	13	12	59	40	19
MINISTRY OF SCIENCE AND TECHNOLOGY															
NATIONAL MUSEUM OF SCI	19	16	3	3	1	2	35	26	9	23	21	2	80	64	16
MINISTRY TOTAL	19	16	3	3	1	2	35	26	9	23	21	2	80	64	16
MINISTRY OF SHIPPING															
DEEP SEA PORT CELL	1	1	0	0	0	0	2	2	0	2	2	0	5	5	0
ENGG OFFICE DHAKA	1	1	0	0	0	0	12	10	2	3	3	0	16	14	2
SEMENS TRAINING CENTER CTG	7	6	1	1	1	0	8	7	1	6	5	1	22	19	3
ENGG AND SHIP SURVEY OFFICE, KHULNA	1	1	0	0	0	0	1	1	0	1	1	0	3	3	0
DTE OF SEAMEN WEL CTG	4	4	0	0	0	0	16	12	4	22	19	3	42	35	7
ENGG OFFICE NGN	1	1	0	0	0	0	3	2	1	1	1	0	5	4	1
GOVT SHIPPING OFFICE CTG	2	1	1	2	1	1	21	18	3	7	7	0	32	27	5
NATIONAL MARITIME INSTITUTE, CTG	10	4	6	3	1	2	11	8	3	4	4	0	28	17	11
DEPTT OF SHIPPING OF INLAND SHIPS	20	14	6	54	21	33	86	57	29	37	34	3	197	126	71
MERCANTILE MARINE DEPT CTG	6	4	2	1	1	0	23	20	3	17	14	3	47	39	8
MARINE ACADEMY CHITTAGONG	42	23	19	13	10	3	58	50	8	103	93	10	216	176	40
MINISTRY TOTAL	95	60	35	74	35	39	241	187	54	203	183	20	613	465	148

2.2 Civil officers and staffs of the departments and directorates by classification, 2021

Departments/Directorates	Class-I			Class-II			Class-III			Class-IV			Total		
	Sanc.	Exist.	Vacancy	Sanc.	Exist.	Vacancy	Sanc.	Exist.	Vacancy	Sanc.	Exist.	Vacancy	Sanc.	Exist.	Vacancy
MINISTRY OF SOCIAL WELFARE AFFAIRS															
DEPTT OF SOCIAL SERVICES	1236	1140	96	284	206	78	6522	5203	1319	4060	3609	451	12102	10158	1944
MINISTRY TOTAL	1236	1140	96	284	206	78	6522	5203	1319	4060	3609	451	12102	10158	1944
MINISTRY OF WOMEN AND CHILDREN AFFAIRS															
DEPTT OF WOMENS AFFAIRS	185	127	58	601	502	99	2154	1831	323	1122	978	144	4062	3438	624
MINISTRY TOTAL	185	127	58	601	502	99	2154	1831	323	1122	978	144	4062	3438	624
MINISTRY OF YOUTH AND SPORTS															
DHAKA PHYSICAL EDUCATION COLLEGE															
	12	12	0	18	18	0	15	15	0	26	26	0	71	71	0
DTE OF SPORTS															
	134	99	35	0	0	0	102	96	6	171	154	17	407	349	58
BARISAL DIVISIONAL EDUCATION COLLEGE															
	10	10	0	0	0	0	4	4	0	11	9	2	25	23	2
DEPTT OF YOUTH DEVELOPMENT															
	435	260	175	774	589	185	3028	2380	648	1071	925	146	5308	4154	1154
MYMENSINGH PHYSICAL EDUCATION COLLEGE															
	10	10	0	0	0	0	4	4	0	9	9	0	23	23	0
RAJSHAHI PHYSICAL COLLEGE															
	12	12	0	9	9	0	15	15	0	26	26	0	62	62	0
CHITTAGONG DIVISIONAL EDUCATION COLLEGE															
	12	12	0	0	0	0	3	3	0	3	3	0	28	28	0
KHULNA DIVISIONAL EDUCATION COLLEGE															
	12	12	0	0	0	0	5	4	1	16	17	-1	33	33	0
DISTRICT SPORTS OFFICE															
	64	64	0	0	0	0	64	64	0	64	64	0	192	192	0
MINISTRY TOTAL	701	491	210	801	616	185	3240	2585	655	1407	1243	164	6149	4935	1214
GRAND TOTAL	125642	105287	20355	135926	119697	16229	938908	779982	158926	220597	147361	73236	1421073	1152327	268746

2.3 Civil officers and staffs of the divisional and deputy commissioner offices by classification, 2021

Divisional/Deputy Commissioner offices	Class-I			Class-II			Class-III			Class-IV			Total		
	Sanc.	Exist.	Vacancy	Sanc.	Exist.	Vacancy	Sanc.	Exist.	Vacancy	Sanc.	Exist.	Vacancy	Sanc.	Exist.	Vacancy
CHITTAGONG DIV COM OFFICE	16	12	4	2	2	0	70	50	20	65	30	35	153	94	59
DC OFFICE CHITTAGONG	90	69	21	56	33	23	766	418	348	757	484	273	1669	1004	665
DC OFFICE BANDARBAN	46	32	14	20	7	13	152	125	27	188	131	57	406	295	111
DC OFFICE COX'S BAZAR	47	41	6	20	8	12	216	125	91	418	267	151	701	441	260
DC OFFICE BRAHMANBARIA	55	38	17	23	12	11	379	189	190	621	455	166	1078	694	348
DC OFFICE CHANDPUR	36	31	5	20	9	11	385	190	195	377	268	109	818	498	320
DC OFFICE COMILLA	69	60	9	37	26	11	704	415	289	700	561	139	1510	1062	448
DC OFFICE KHAGRACHARI	41	27	14	27	8	19	171	115	56	223	171	52	462	321	141
DC OFFICE FENI	28	27	1	16	11	5	190	125	65	217	153	64	451	316	135
DC OFFICE NOAKHALI	48	39	9	21	11	10	199	120	79	166	93	73	434	263	171
DC OFFICE LAKSHMIPUR	31	27	4	14	1	13	239	141	98	230	163	67	514	332	182
DC OFFICE RANGAMATI	48	27	21	22	8	14	159	115	44	249	173	76	478	323	155
DIVISIONAL TOTAL	555	430	125	278	136	142	3630	2128	1502	4211	2949	1262	8674	5643	3031
DHAKA DIV COM OFFICE	17	10	7	2	2	0	89	52	37	48	24	24	156	88	68
DC OFFICE TANGAIL	57	38	19	29	15	14	504	286	218	450	371	79	1040	710	330
DC OFFICE DHAKA	70	70	0	54	15	39	570	382	188	460	302	158	1154	769	385
DC OFFICE MUNSHIGANJ	44	30	14	17	11	6	254	156	98	269	183	86	548	380	204
DC OFFICE NARAYANGANJ	33	39	-6	16	8	8	221	156	65	247	197	50	517	400	117
DC OFFICE MANIKGANJ	36	33	3	18	6	12	291	175	116	331	256	75	676	470	206
DC OFFICE GAZIPUR	39	38	1	14	14	0	278	180	98	346	316	30	677	548	129
DC OFFICE NARSINGDI	37	29	8	16	6	10	250	188	62	242	172	70	545	395	150
DC OFFICE FARIDPUR	55	24	31	21	17	4	490	348	142	264	240	24	830	629	201
DC OFFICE GOPALGANJ	27	25	2	14	9	5	256	176	80	254	199	55	551	409	142
DC OFFICE RAJBARI	40	21	19	14	6	8	260	170	90	197	159	38	511	356	155
DC OFFICE KISHOREGANJ	53	39	14	31	12	19	445	303	142	462	335	127	991	689	302
DC OFFICE SHARIATPUR	30	26	4	1	1	0	113	79	34	113	97	16	257	203	54
DC OFFICE MADARIPUR	22	20	2	13	4	9	244	179	65	247	204	43	526	407	119
DIVISIONAL TOTAL	560	442	118	260	126	134	4265	2830	1435	3930	3055	875	9015	6453	2562

2.3 Civil officers and staffs of the divisional and deputy commissioner offices by classification, 2021

Divisional/Deputy Commissioner offices	Class-I			Class-II			Class-III			Class-IV			Total		
	Sanc.	Exist.	Vacancy	Sanc.	Exist.	Vacancy	Sanc.	Exist.	Vacancy	Sanc.	Exist.	Vacancy	Sanc.	Exist.	Vacancy
KHULNA DIV COM OFFICE	17	9	8	2	1	1	87	50	37	61	21	40	167	81	86
DC OFFICE KHULNA	78	50	28	36	3	33	404	252	152	230	212	18	748	517	231
DC OFFICE JESSORE	58	45	13	21	14	7	416	262	154	417	362	55	912	683	229
DC OFFICE NARAIL	19	19	0	10	5	5	97	62	35	126	109	17	252	195	57
DC OFFICE MAGURA	28	30	-2	12	8	4	198	151	47	208	175	33	446	364	82
DC OFFICE JHENAIDAH	39	23	16	16	8	8	296	199	97	325	276	49	676	506	170
DC OFFICE BAGERHAT	54	29	25	14	3	11	339	217	122	189	142	47	596	391	205
DC OFFICE SATKHIRA	34	25	9	18	8	10	286	194	92	168	134	34	506	361	145
DC OFFICE MEHERPUR	21	21	0	4	4	0	120	87	33	130	85	45	275	197	78
DC OFFICE CHUADANGA	27	19	8	12	11	1	172	100	72	191	154	37	402	284	118
DC OFFICE KUSHTIA	35	35	0	15	9	6	293	174	119	305	236	69	648	454	194
DIVISIONAL TOTAL	410	305	105	160	74	86	2708	1748	960	2350	1906	444	5628	4033	1595
RAJSHAHI DIV COM OFFICE	15	11	4	2	1	1	93	50	43	46	26	20	156	88	68
DC OFFICE RAJSHAHI	52	47	5	27	18	9	409	214	195	397	263	134	885	542	343
DC OFFICE BOGRA	60	27	33	31	10	21	418	255	163	532	390	142	1041	682	359
DC OFFICE JOYPURHAT	27	29	-2	14	7	7	284	175	109	219	186	33	544	397	147
DC OFFICE SIRAJGANJ	43	34	9	14	6	8	396	269	127	401	324	77	854	633	221
DC OFFICE PABNA	63	35	28	23	18	5	412	261	151	398	310	88	896	624	272
DC OFFICE NAOGAON	44	39	5	27	14	13	433	297	136	418	266	152	922	616	306
DC OFFICE NATORE	27	15	12	18	11	7	249	138	111	272	227	45	566	391	175
DC OFFICE NAWABGANJ	25	14	11	9	4	5	210	136	74	108	97	11	352	251	101
DIVISIONAL TOTAL	356	251	105	165	89	76	2904	1795	1109	2791	2089	702	6216	4224	1992
BARISAL DIV COM OFFICE	8	6	2	2	1	1	68	60	8	33	23	10	111	90	21
DC OFFICE BARISAL	51	36	15	16	3	13	388	283	105	434	342	92	889	664	225
DC OFFICE JHALOKATHI	23	21	2	1	1	0	73	58	15	89	69	20	186	149	37
DC OFFICE BHOLA	45	21	24	18	1	17	256	191	65	298	222	76	617	435	182
DC OFFICE PEROJPUR	23	33	-10	1	0	1	98	68	30	112	96	16	234	197	37
DC OFFICE BARGUNA	30	20	10	7	1	6	210	141	69	223	171	52	470	333	137
DC OFFICE PATUAKHALI	34	29	5	20	5	15	318	227	91	271	229	42	643	490	153
DIVISIONAL TOTAL	214	166	48	65	12	53	1411	1028	383	1460	1152	308	3150	2358	792

2.3 Civil officers and staffs of the divisional and deputy commissioner offices by classification, 2021

Divisional/Deputy Commissioner offices	Class-I			Class-II			Class-III			Class-IV			Total		
	Sanc.	Exist.	Vacancy	Sanc.	Exist.	Vacancy	Sanc.	Exist.	Vacancy	Sanc.	Exist.	Vacancy	Sanc.	Exist.	Vacancy
SYLHET DIV COM OFFICE	8	7	1	2	1	1	83	23	60	44	13	31	137	44	93
DC OFFICE SYLHET	60	48	12	37	15	22	464	312	152	516	326	190	1077	701	376
DC OFFICE HABIGANJ	50	32	18	22	9	13	355	193	162	327	259	68	754	493	261
DC OFFICE SUNAMGANJ	53	28	25	14	6	8	372	221	151	391	278	113	830	533	297
DC OFFICE MOULAVIBAZAR	36	35	1	19	10	9	285	183	102	278	220	58	618	448	170
DIVISIONAL TOTAL	207	150	57	94	41	53	1559	932	627	1556	1096	460	3416	2219	1197
RANGPUR DIV COM OFFICE	10	9	1	2	0	2	69	33	36	36	19	17	117	61	56
DC OFFICE DINAJPUR	49	38	11	31	16	15	528	346	182	537	357	180	1145	757	388
DC OFFICE THAKURGAON	24	19	5	14	10	4	225	126	99	235	184	51	498	339	159
DC OFFICE PANCHAGARH	25	14	11	14	3	11	218	126	92	224	177	47	481	320	161
DC OFFICE GAIBANDHA	31	23	8	18	5	13	375	211	164	391	151	240	815	390	425
DC OFFICE KURIGRAM	38	25	13	23	10	13	391	275	116	381	301	80	833	611	222
DC OFFICE LALMONIRHAT	26	18	8	15	6	9	204	123	81	225	171	54	470	318	152
DC OFFICE NILPHAMARI	29	26	3	16	6	10	294	161	133	308	223	85	647	416	231
DC OFFICE RANGPUR	41	36	5	21	13	8	382	215	167	383	310	73	827	574	253
DIVISIONAL TOTAL	273	208	65	154	69	85	2686	1616	1070	2720	1893	827	5833	3786	2047
MYMENSINGH DIV COM OFFICE	8	8	0	0	0	0	27	17	10	813	551	262	848	576	272
DC OFFICE MYMENSINGH	170	155	15	91	34	57	1235	793	442	534	398	136	2030	1380	650
DC OFFICE JAMALPUR	41	22	19	12	2	10	344	198	146	368	214	154	765	436	329
DC OFFICE SHERPUR	32	27	5	9	1	8	202	121	81	224	186	38	467	335	132
DC OFFICE NETROKONA	42	30	12	15	1	14	412	282	130	460	374	86	929	687	242
DIVISIONAL TOTAL	293	242	51	127	38	89	2220	1411	809	2399	1723	676	5039	3414	1625
GRAND TOTAL	2868	2194	674	1303	585	718	21383	13488	7895	21417	15863	5554	46971	32130	14841

2.4 Civil officers and staffs of the autonomous bodies and corporations by classification, 2021

Autonomous Bodies/ Corporations	Class-I			Class-II			Class-III			Class-IV			Total		
	Sanc.	Exist.	Vacancy	Sanc.	Exist.	Vacancy	Sanc.	Exist.	Vacancy	Sanc.	Exist.	Vacancy	Sanc.	Exist.	Vacancy
MINISTRY OF AGRICULTURE															
AGRICULTURE INFORMATION SERVICE (AIS)	23	23	0	8	7	1	180	163	17	61	49	12	272	242	30
BANGLADESH AGRI DEV CORP	834	687	147	869	732	137	4049	1936	2113	2529	630	1899	8281	3985	4296
BANGLADESH AGRI RES INST	737	623	114	606	531	75	1876	1677	199	841	678	163	4060	3509	551
BANGLADESH AGRICULTURE RES. COUNCIL	83	36	47	5	3	2	82	43	39	49	41	8	219	123	96
BANGLADESH JUTE RESEARCH INSTITUTE	208	149	59	49	21	28	236	156	80	159	132	27	652	458	194
BARIND MULTIPURPOSE DEVELOPMENT AUTHORITY, RAJSHAHI	90	90	0	122	122	0	518	518	0	112	112	0	842	842	0
BD APPLIED NUTRITION & HUMAN RESOURCE DEV. BOARD	12	4	8	9	6	3	17	6	11	7	4	3	45	20	25
BD INST OF NUCLEAR AGRI MYM	217	160	57	36	32	4	281	140	141	160	119	41	694	451	243
BD SUGARCANE RESEARCH INSTITUTE	133	82	51	34	23	11	125	84	41	113	81	32	405	270	135
RICE RESEARCH INSTITUTE	353	252	101	149	103	46	232	176	56	138	130	8	872	661	211
MINISTRY TOTAL	2690	2106	584	1887	1580	307	7596	4899	2697	4169	1976	2193	16342	10561	5781
MINISTRY OF CIVIL AVIATION AND TOURISM															
BANGLADESH SERVICES LIMITED	5	3	2	0	0	0	0	0	0	0	0	0	5	3	2
BANGLADESH TOURISM BOARD	20	13	7	2	0	2	21	10	11	19	12	7	62	35	27
BIMAN BANGLADESH AIRLINES LTD.	2637	1797	840	545	514	31	4243	2410	1833	73	325	-252	7498	5046	2452
CIVIL AVIATION AUTHORITY	344	222	122	114	91	23	2850	2383	467	914	769	145	4222	3465	757
HOTELS INTERNATIONAL LTD	2	2	0	0	0	0	0	0	0	0	0	0	2	2	0
PARJATAN CORP	419	304	115	183	98	85	615	213	402	511	128	383	1728	743	985
MINISTRY TOTAL	3427	2341	1086	844	703	141	7729	5016	2713	1517	1234	283	13517	9294	4223

2.4 Civil officers and staffs of the autonomous bodies and corporations by classification, 2021

Autonomous Bodies/ Corporations	Class-I			Class-II			Class-III			Class-IV			Total		
	Sanc.	Exist.	Vacancy	Sanc.	Exist.	Vacancy	Sanc.	Exist.	Vacancy	Sanc.	Exist.	Vacancy	Sanc.	Exist.	Vacancy
MINISTRY OF COMMERCE															
BANGLADESH COMPETITION COMMISSION	24	19	5	1	0	1	24	0	24	24	14	10	73	33	40
BANGLADESH TEA BOARD, CTG	71	51	20	21	16	5	162	101	61	104	89	15	658	257	101
BUSINESS PROMOTION COUNCIL	12	8	4	11	7	4	0	0	0	7	7	0	30	22	8
BUSINESS PROMOTION COUNCIL	11	9	2	0	0	0	10	7	3	7	7	0	28	23	5
EXPORT PROMOTION BUREAU	62	35	27	3	2	1	150	98	52	95	71	24	310	206	104
INST OF CHARTERED ACCOUNTANTS OF BANGLADESH	59	59	0	1	1	0	15	15	0	21	21	0	96	96	0
INST OF CHARTERED SECRETARIES OF BANGLADESH	65	16	49	29	4	25	13	5	8	11	10	1	118	35	83
INST OF COST & MANG ACCOUNTS	54	39	15	27	15	12	38	21	17	31	49	-18	150	124	26
TARIFF COMMISSION	39	31	8	0	0	0	43	36	7	33	29	4	115	96	19
TRADING CORP OF BANGLADESH	71	67	4	1	1	0	122	86	36	104	104	0	298	258	40
MINISTRY TOTAL	468	334	134	94	46	48	577	369	208	437	401	36	1576	1150	426
MINISTRY OF CTG. HILL TRACTS AFFAIRS															
CHITTAGONG HILL TRACTS REGIONAL COUNCIL, RANGAMATI	14	7	7	0	0	0	41	30	11	22	21	1	77	58	19
CHTS DEV BOARD/ RANGAMATI	24	16	8	19	16	3	66	54	12	50	53	-3	159	139	20
CIVIL AFFAIRS OFFICE	2	1	1	0	0	0	7	7	0	3	3	0	12	11	1
DIST. COUNCIL KHAGRACHARI HILL DIST	7	5	2	7	4	3	29	27	2	51	56	-5	94	92	2
DISTRICT COUNCIL, BANDARBAN HILL DISTRICT	7	4	3	6	2	4	31	29	2	31	31	0	75	66	9
RANGAMATIA HILL DISTRICT COUNCIL	6	2	4	7	7	0	24	23	1	34	34	0	71	66	5
TASK FORCE, KHAGRACHARI	4	4	0	1	1	0	6	6	0	8	8	0	19	19	0
TASK FORCE FOR REPAT. & REHAB OF INTERNALLY DISPACE	3	2	1	0	0	0	2	0	2	5	5	0	10	7	3
MINISTRY TOTAL	67	41	26	40	30	10	206	176	30	204	211	-7	517	458	59

2.4 Civil officers and staffs of the autonomous bodies and corporations by classification, 2021

Autonomous Bodies/ Corporations	Class-I			Class-II			Class-III			Class-IV			Total		
	Sanc.	Exist.	Vacancy	Sanc.	Exist.	Vacancy	Sanc.	Exist.	Vacancy	Sanc.	Exist.	Vacancy	Sanc.	Exist.	Vacancy
MINISTRY OF CULTURAL AFFAIRS															
AHSAN MANZIL MUSIUM	4	3	1	2	1	1	15	11	4	50	47	3	71	62	9
BANGLA ACADEMY DHAKA	110	78	32	36	25	11	166	99	67	150	84	66	462	286	176
BD NATIONAL MUSEUM	50	36	14	24	14	10	153	104	49	193	184	9	420	338	82
COX'S BAZAR CULTUAL CENTRE	1	1	0	1	0	1	9	5	4	7	5	2	18	11	7
FOLK ART & CRAFTS FOUNDATION	6	3	3	3	3	0	29	20	9	47	39	8	85	65	20
JATIYO GRONTHO KENDRA (NATIONAL BOOK CENTRE)	10	3	7	5	4	1	37	21	16	29	25	4	81	53	28
MONIPURI LALITKALA ACADEMY	2	2	0	8	9	-1	3	3	0	2	2	0	15	16	-1
NAZRUL INSTITUTE	10	3	7	6	2	4	65	51	14	23	23	0	104	79	25
OSMANIA MUSEUM, SYLHET	1	1	0	0	0	0	1	0	1	6	3	3	8	4	4
RAJSHAHI DIV ETHIC MINISTRY CULT ACADEMY	2	2	0	5	3	2	3	2	1	2	7	0	12	9	3
SHILPACHARYA ZAINUL ABEDIN SHANGRAHASHALA, MYM	2	2	0	0	0	0	7	6	1	18	18	0	27	26	1
SHILPOKALA ACADEMY	200	129	77	37	22	15	347	268	79	242	207	35	832	626	206
TRIBAL CULT ACADEMY NETROKONA	2	2	0	2	1	1	10	8	2	8	6	2	22	17	5
TRIBAL CULT INST RANGAMATI	5	1	4	3	2	1	14	8	6	11	4	7	33	15	18
TRIBAL CULTURAL INST BANDARBAN	6	5	1	1	1	0	13	9	4	9	8	1	29	23	6
TRIBAL CULTURAL INSTITUTE, KHAGRACARI	2	2	0	5	3	2	3	1	2	3	3	0	13	9	4
ZIA MEMORIAL MUSEUM, CHITTAACONG	4	3	1	2	1	1	10	8	2	27	25	2	43	37	6
MINISTRY TOTAL	423	276	147	140	91	49	885	624	261	827	685	142	2275	1676	599
MINISTRY OF DEFENCE															
BANGLADESH CADET COLLEGE	439	391	48	108	72	36	812	788	24	924	890	34	2283	2141	142
SPACE RES & REMOT & SENSING ORG	73	39	34	0	0	0	78	46	32	35	32	3	186	117	69
MINISTRY TOTAL	512	430	82	108	72	36	890	834	56	959	922	37	2469	2258	211

2.4 Civil officers and staffs of the autonomous bodies and corporations by classification, 2021

Autonomous Bodies/ Corporations	Class-I			Class-II			Class-III			Class-IV			Total		
	Sanc.	Exist.	Vacancy	Sanc.	Exist.	Vacancy	Sanc.	Exist.	Vacancy	Sanc.	Exist.	Vacancy	Sanc.	Exist.	Vacancy
MINISTRY OF DISASTER MANAGEMENT AND RELIEF															
CYCLONE PREPAREDNESS PROGRAMME BD RED CRESENT SOCI	52	24	28	0	0	0	93	38	55	107	49	58	252	111	141
MYANMAR REFUGEE CELL OF DMRD, BANGLADESH SECRE.	2	1	1	0	0	0	4	2	2	3	3	0	9	6	3
REFUGEE HEALTH UNIT, CIVIL SURGEON OFFICE, COX' SBA	7	5	2	12	10	2	43	43	0	45	44	1	107	102	5
REFUGEE RELIEF & REPATRIATION COMMISSIONER OFFICE	6	53	-47	2	2	0	31	30	1	26	26	0	65	111	-46
MINISTRY TOTAL	67	83	-16	14	12	2	171	113	58	181	122	59	433	330	103
MINISTRY OF EDUCATION															
BANGLADESH SCOUTS	76	65	11	2	2	0	15	13	2	33	27	6	126	107	19
BD TECHNICAL EDUCATION BOARD	93	63	30	17	13	4	74	33	41	44	17	27	228	126	102
MAOLANA BHASANI SCIENCE & TECH UNIVERSITY	242	296	-54	18	75	-57	240	69	171	265	229	36	765	669	96
DIVISIONAL TOTAL	411	424	-13	37	90	-53	329	115	214	342	273	69	1119	902	217
SECONDARY AND HIGHER EDUCATION DIVISION															
BANGABANDHU SK MUJIBUR RAHMAN SCIENCE & TECH UNIV	76	85	-9	8	8	0	41	40	1	92	70	22	217	203	14
BANGABANDHU SK MUJIBUR RAHMAN AGRI UNIVERSITY	398	207	191	26	18	8	259	167	92	231	84	147	914	476	438
BANGLADESH AGRICULTURE UNIVERSITY, MYM	816	748	68	90	72	18	903	779	124	1616	1248	368	3425	2847	578
BANGLADESH INSTITUTE OF CAPITAL MARKET	53	12	41	6	4	2	17	10	7	22	21	1	98	47	51
BANGLADESH OPEN UNIVERSITY, GAZIPUR	509	422	87	57	49	8	384	333	51	454	442	12	1404	1246	158
BANGLADESH TEXTILE UNIVERSITY	101	56	45	23	18	5	69	29	40	69	29	40	262	132	130

2.4 Civil officers and staffs of the autonomous bodies and corporations by classification, 2021

Autonomous Bodies/ Corporations	Class-I			Class-II			Class-III			Class-IV			Total		
	Sanc.	Exist.	Vacancy	Sanc.	Exist.	Vacancy	Sanc.	Exist.	Vacancy	Sanc.	Exist.	Vacancy	Sanc.	Exist.	Vacancy
SECONDARY AND HIGHER EDUCATION DIVISION															
BANGLADESH UNIVERSITY OF PROFESSIONALS	36	35	1	2	2	0	64	72	-8	37	37	0	139	146	-7
BD NATIONAL COMMISSION FOR UNESCO	13	12	1	2	0	2	13	4	9	4	3	1	32	19	13
BD UNIVERSITY OF ENGG & TECHNOLOGY	944	870	74	70	55	15	484	411	73	821	705	116	2319	2041	278
BEGUM ROKEYA UNIVERSITY RANGPUR	221	201	20	36	34	2	110	104	6	177	175	2	544	514	30
BOARD OF INTER & SECON EDU CHITTAGONG	26	22	4	24	23	1	64	42	22	48	23	25	162	110	52
BOARD OF INTER & SECON EDU COMILLA	30	20	10	13	5	8	144	62	82	76	43	33	263	130	133
BOARD OF INTER & SECON EDU DHAKA	33	30	3	32	28	4	241	220	21	152	107	45	458	385	73
BOARD OF INTER & SECON EDU DINAJPUR	17	11	6	8	6	2	83	74	9	50	28	22	158	119	39
BOARD OF INTER & SECON EDU JESSORE	25	18	7	23	16	7	126	60	66	80	57	23	254	151	103
BOARD OF INTER & SECON EDU RAJSHAHI	24	24	0	67	67	0	31	29	2	55	59	-4	177	179	-2
BOARD OF INTER & SECON EDU SYLHET	14	9	5	7	4	3	68	40	28	38	18	20	127	71	56
BOARD OF INTER & SECON EDU BARISAL	17	15	2	7	4	3	69	61	8	45	13	32	138	93	45
CHITTAGONG UNIVERSITY	770	1124	-354	126	35	91	602	509	93	1274	1148	126	2772	2816	-44
COMILLA UNIVERSITY	204	140	64	14	14	0	49	37	12	102	100	2	369	291	78
COUNCIL OF BD INST OF TECHNOLOGY DHAKA	7	6	1	0	0	0	11	7	4	14	8	6	32	21	11
CTG VETERINARY & ANIMAL SCIENCE UNIVERSITY	227	114	113	49	12	37	69	39	30	177	88	89	522	253	269
CUET, CHITTAGONG	268	231	37	29	26	3	189	156	33	131	123	8	617	536	81

2.4 Civil officers and staffs of the autonomous bodies and corporations by classification, 2021

Autonomous Bodies/ Corporations	Class-I			Class-II			Class-III			Class-IV			Total		
	Sanc.	Exist.	Vacancy	Sanc.	Exist.	Vacancy	Sanc.	Exist.	Vacancy	Sanc.	Exist.	Vacancy	Sanc.	Exist.	Vacancy
SECONDARY AND HIGHER EDUCATION DIVISION															
DHAKA UNIVERSITY	2753	2828	-75	42	11	31	1143	1058	85	2169	2084	85	6107	5981	126
DUET, GAZIPUR	270	225	45	40	56	-16	132	120	12	128	100	28	570	501	69
HAZI MD. DANESH SCIENCE & TECH	925	331	594	32	68	-36	623	348	275	561	149	412	2141	896	1245
INTERNATIONAL MOTHER LANGUAGE INSTITUTE	17	7	10	1	0	1	40	10	30	2	2	0	60	19	41
ISLAMIC UNIVERSITY	656	554	102	4	3	1	519	268	251	576	287	289	1755	1112	643
JAGANNATH UNIVERSITY	744	660	84	14	38	-24	133	92	41	142	129	13	1033	919	114
JATIYA KABI KAZI NAZRUL ISLAM UNIVERSITY, MYMENSING	150	129	21	11	21	-10	73	43	30	84	70	14	318	263	55
JESSORE SCIENCE & TECH UNIVERSITY	148	133	15	8	8	0	52	51	1	73	71	2	281	263	18
KHULNA UNIVERSITY, KHULNA	335	547	-212	5	0	5	175	171	4	147	148	-1	662	866	-204
KUET, KHULNA	376	298	78	48	46	2	175	142	33	143	130	13	742	616	126
NATIONAL CURR & TEXT BOOK BOARD DHAKA	77	75	2	29	8	21	126	63	63	96	55	41	328	201	127
NATIONAL UNIVERSITY, GAZIPUR	760	684	76	46	40	6	880	274	606	536	155	381	2222	1153	1069
NGTE RETIREMENT BENIFIT BOARD	13	2	11	1	0	1	11	3	8	5	0	5	30	5	25
NOAKHALI SCIENCE & TECH UNIVERSITY	194	143	51	5	5	0	66	77	-11	81	80	1	346	305	41
NON-GOV. EDU. INS. & TEACHERS & EM. WEL. TRUST	5	3	2	9	2	7	4	2	2	14	6	8	32	13	19
NON-GOVT. TEACHERS REG & CERTI AUTH (NTRCA)	22	20	2	0	0	0	50	24	26	17	8	9	89	52	37
NTRMAS	37	28	9	26	16	10	15	13	2	33	28	5	111	85	26
PABNA SCIENCE & TECH UNIVERSITY	136	163	-27	3	17	-14	43	57	-14	50	79	-29	232	316	-84
PATUAKHALI SCIENCE & TECH UNIVERSITY	120	301	-181	15	15	0	78	175	-97	69	203	-134	282	694	-412
RAJSHAHI UNIVERSITY	1726	1557	169	283	276	7	724	596	128	1950	1472	478	4683	3901	782

2.4 Civil officers and staffs of the autonomous bodies and corporations by classification, 2021

Autonomous Bodies/ Corporations	Class-I			Class-II			Class-III			Class-IV			Total		
	Sanc.	Exist.	Vacancy	Sanc.	Exist.	Vacancy	Sanc.	Exist.	Vacancy	Sanc.	Exist.	Vacancy	Sanc.	Exist.	Vacancy
SECONDARY AND HIGHER EDUCATION DIVISION															
RESIDENTIAL MODEL COLLEGE DHAKA	160	113	47	28	16	12	53	32	21	159	112	47	400	273	127
RUET, RAJSHAHI	289	217	72	35	27	8	164	143	21	106	91	15	594	478	116
SHAHJALAL UNIVERSITY OF SCIENCE & TECH., SYLHET	976	617	359	108	68	40	509	287	222	495	184	311	2088	1156	932
SHER-E-BANGLA AGRICULTURAL UNIVERSITY	887	655	232	20	6	14	385	204	181	500	254	246	1792	1119	673
SYLHET AGRICULTURAL UNIVERSITY	409	309	100	57	40	17	186	46	140	290	145	145	942	540	402
UNIVERSITY GRANTS COMMISSION, BD	164	112	52	40	17	23	139	80	59	152	86	66	495	295	200
UNIVERSITY OF JAHANGIRNAGOR	1123	950	173	21	18	3	657	576	81	826	804	22	2627	2348	279
DIVISIONAL TOTAL	18301	16073	2228	1650	1322	328	11245	8240	3005	15169	11561	3608	46365	37196	9169
TECHNICAL AND MADRASAH EDUCATION DIVISION															
BANGLADESH MADRASAH TEACHERS TRAIN. INSTITUTE	25	19	6	1	0	1	8	6	2	10	10	0	44	35	9
MADRASAH EDUCATION BOARD	35	26	9	11	10	1	103	87	16	39	32	7	188	155	33
NACTAR, BOGURA	39	21	18	4	2	2	42	38	4	66	54	12	151	115	36
NATIONAL ACADEMY FOR COMPUTER TRANG & RES (NECTAR)	45	20	25	4	3	1	44	37	7	40	31	9	133	91	42
DIVISIONAL TOTAL	144	86	58	20	15	5	197	168	29	155	127	28	516	396	120
MINISTRY TOTAL	18856	16583	2273	1707	1427	280	11771	8523	3248	15666	11961	3705	48000	38494	9506
ELECTION COMMISSION SECRETARIATE															
ELECTORAL TRAINING INSTITUTE	13	12	1	0	0	0	16	9	7	8	6	2	37	27	10
MINISTRY TOTAL	13	12	1	0	0	0	16	9	7	8	6	2	37	27	10

2.4 Civil officers and staffs of the autonomous bodies and corporations by classification, 2021

Autonomous Bodies/ Corporations	Class-I			Class-II			Class-III			Class-IV			Total		
	Sanc.	Exist.	Vacancy	Sanc.	Exist.	Vacancy	Sanc.	Exist.	Vacancy	Sanc.	Exist.	Vacancy	Sanc.	Exist.	Vacancy
MINISTRY OF EXPATRIATES' WELFARE AND OVERSEAS EMPL.															
BOESL	21	14	7	4	1	3	29	20	9	18	10	8	72	45	27
WAGE EARNERS BOARD	33	22	11	23	20	3	131	76	55	23	21	2	210	139	71
MINISTRY TOTAL	54	36	18	27	21	6	160	96	64	41	31	10	282	184	98
MINISTRY OF FINANCE															
BASIC BANK	1	1	0	0	0	0	0	0	0	0	0	0	1	1	0
INVESTMENT CORP OF BANGLADESH	2	1	1	0	0	0	1	1	0	2	1	1	5	3	2
DIVISIONAL TOTAL	3	2	1	0	0	0	1	1	0	2	1	1	6	4	2
BANKING DIVISION															
PROBASHI KALLAYAN BANK	325	107	218	357	62	295	0	0	0	1042	60	982	1724	229	1495
DIVISIONAL TOTAL	325	107	218	357	62	295	0	0	0	1042	60	982	1724	229	1495
FINANCE DIVISION															
BANGLADESH INSURANCE ACADEMY	13	9	4	0	0	0	18	13	5	10	8	2	41	30	11
BANGLADESH SHILPA RIN SANGSTHA	103	72	31	13	9	4	57	33	24	65	38	27	238	152	86
BD HOUSE BUILDING FINANCE CORP	904	565	339	401	90	311	248	163	85	146	92	54	1699	910	789
INVESTMENT CORP OF BANGLADESH	729	472	257	69	52	17	214	145	69	178	152	26	1190	821	369
JIBAN BIMA CORP	427	266	161	247	207	40	947	455	492	460	139	321	2081	1067	1014
MICROCREDIT REGULATORY AUTHORITY	79	40	39	0	0	0	25	24	1	14	6	8	118	70	48
SADHARAN BIMA CORP, DHAKA	887	548	339	0	0	0	669	306	363	610	344	266	2166	1198	968
SECURITIES & EXCHANGE COMMISSION	92	88	4	30	30	0	25	20	5	17	17	0	164	155	9
THE SECURITY PRINTING CORPORATION	151	117	34	409	366	43	317	348	-31	303	234	69	1180	1065	115
DIVISIONAL TOTAL	3385	2177	1208	1169	754	415	2520	1507	1013	1803	1030	773	8877	5468	3409

2.4 Civil officers and staffs of the autonomous bodies and corporations by classification, 2021

Autonomous Bodies/ Corporations	Class-I			Class-II			Class-III			Class-IV			Total		
	Sanc.	Exist.	Vacancy	Sanc.	Exist.	Vacancy	Sanc.	Exist.	Vacancy	Sanc.	Exist.	Vacancy	Sanc.	Exist.	Vacancy
FINANCIAL INSTITUTION DIV															
AGRANI BANK	7983	6664	1319	9056	2857	6199	2562	1122	1440	1479	415	1064	21080	11058	10022
ANSAR VDP UNNAYAN BANK	987	592	395	486	56	430	1390	309	1081	14	13	1	2877	970	1907
BANGLADESH BANK	6014	3983	2031	1198	694	504	1608	1233	375	1038	210	828	9858	6120	3738
BANGLADESH COMMERCE BANK LIMITED	787	465	322	87	63	24	33	70	-37	275	160	115	1182	758	424
BANGLADESH DEVELOPMENT BANK LTD.	854	568	286	390	58	332	425	234	191	249	107	142	1918	967	951
BANGLADESH INST OF CAPITAL MARKET (BICM)	48	28	20	2	1	1	21	16	5	19	18	1	90	63	27
BANGLADESH SHILPA BANK	522	354	168	151	103	48	454	130	324	245	66	179	1372	653	719
BASIC BANK	1098	732	366	814	758	56	0	1	-1	626	604	22	2538	2095	443
GRAMEEN BANK	8	4522	-4514	0	9122	-9122	0	3591	-3591	0	214	-214	8	17449	-17441
INSURANCE DEV AUTHORITY (IDRA)	62	15	47	10	0	10	35	0	35	23	0	23	130	15	115
JANATA BANK	7597	5612	1985	8000	2204	5796	3485	2425	1060	2244	695	1549	21326	10936	10390
KARMASASGSTHAN BANK	828	636	192	404	243	161	1011	330	681	407	269	138	2650	1478	1172
KRISHI BANK	4805	3537	1268	11051	6055	4996	703	635	68	2814	1421	1393	19373	11648	7725
PALLI SANCHAY BANK	98	944	-846	388	792	-404	5379	72888	-67509	30	9	21	5895	74633	-68738
PROBASI KALLAN BANK	297	87	210	175	32	143	85	7	78	168	37	131	725	163	562
RAJSHAHI KRISHI UNNAYAN BANK	1813	1413	400	2075	1177	898	1625	521	1104	1106	892	214	6619	4003	2616
RUPALI BANK	5692	3154	2538	0	0	0	2911	624	2287	2158	904	1254	10761	4682	6079
SONALI BANK	10434	9775	659	12937	8001	4936	3758	3642	116	5541	3689	1852	32670	25107	7563
DIVISIONAL TOTAL	49927	43081	6846	47224	32216	15008	25485	87778	-62293	18436	9723	8713	141072	172798	-31726
MINISTRY TOTAL	53640	45367	8273	48750	33032	15718	28006	89286	-61280	21283	10814	10469	151679	178499	-26820

2.4 Civil officers and staffs of the autonomous bodies and corporations by classification, 2021

Autonomous Bodies/ Corporations	Class-I			Class-II			Class-III			Class-IV			Total			
	Sanc.	Exist.	Vacancy	Sanc.	Exist.	Vacancy	Sanc.	Exist.	Vacancy	Sanc.	Exist.	Vacancy	Sanc.	Exist.	Vacancy	
MINISTRY OF FISHERIES AND LIVESTOCK																
BANGLADESH VETERINARY COUNCIL, DHAKA	3	2	1	0	0	0	5	3	2	2	2	0	10	7	3	
BD FISHERIES DEV CORPORATION	100	42	58	114	65	49	464	179	285	194	62	132	872	348	524	
BD LIVESTOCK RESEARCH INSTITUTE, SAVAR	157	70	87	8	6	2	114	48	66	66	42	24	345	166	179	
FISHERIES RESEARCH INSTITUTE	248	97	139	20	9	11	193	129	64	106	88	18	567	335	232	
MARINE FISHERIES ACADEMY	16	12	4	1	1	0	26	24	2	26	20	6	69	57	12	
MINISTRY TOTAL	524	235	289	143	81	62	802	383	419	394	214	180	1863	913	950	
MINISTRY OF FOOD																
BANGLADESH FOOD SAFETY AUTHORITY	20	20	0	0	0	0	0	0	0	0	0	0	20	20	0	
MINISTRY TOTAL	20	20	0	0	0	0	0	0	0	0	0	0	20	20	0	
MINISTRY OF FOREIGN AFFAIRS																
FOREIGN SERVICE ACADEMY	2	2	0	2	2	0	6	6	0	2	2	0	12	12	0	
INST OF INTL & STRATEGIC STU	37	21	16	5	4	1	38	30	8	22	22	0	102	77	25	
DIVISIONAL TOTAL	39	23	16	7	6	1	44	36	8	24	24	0	114	89	25	
MEDICAL EDU. & FAMILY WELFARE DIVISION																
NATIONAL ELEC MED EQIP MAINTENANCE WORK & TRNG CEN	1	1	0	0	0	0	0	0	0	0	0	0	1	1	0	
DIVISIONAL TOTAL	1	1	0	0	0	0	0	0	0	0	0	0	1	1	0	
MINISTRY TOTAL	40	24	16	7	6	1	44	36	8	24	24	0	115	90	25	

2.4 Civil officers and staffs of the autonomous bodies and corporations by classification, 2021

Autonomous Bodies/ Corporations	Class-I			Class-II			Class-III			Class-IV			Total		
	Sanc.	Exist.	Vacancy	Sanc.	Exist.	Vacancy	Sanc.	Exist.	Vacancy	Sanc.	Exist.	Vacancy	Sanc.	Exist.	Vacancy
MINISTRY OF HEALTH AND FAMILY WELFARE MEDICAL EDU. & FAMILY WELFARE DIVISION															
BANGABANDHU SK. MUJIB MEDICAL UNIVERSITY	1374	1458	-84	1018	1018	0	383	384	-1	655	656	-1	3430	3516	-86
BD. COLLEGE OF PHYSICIANS & SURGEONS	35	22	13	12	7	5	65	42	23	48	38	10	160	109	51
BD. HOMEOPATHY BOARD	3	1	2	3	2	1	19	18	1	7	6	1	32	27	5
BD. MEDICAL & DENTAL COUNCIL	6	5	1	2	2	0	22	9	13	6	6	0	36	22	14
BD. MEDICAL RESEARCH COUNCIL	8	5	3	1	1	0	15	12	3	22	20	2	46	38	8
BD. NURSING COUNCIL	3	2	1	2	2	0	19	19	0	6	6	0	30	29	1
BD. PHARMACY COUNCIL	15	4	11	0	0	0	7	5	2	7	5	2	29	14	15
BD. STATE MEDICAL FACULTY	3	2	1	3	3	0	16	14	2	8	8	0	30	27	3
BD. UNANI & AYURVEDIC BOARD	1	1	0	3	3	0	9	9	0	7	7	0	20	20	0
BUREAU OF HEALTH EDUCATION	12	13	-1	1	1	0	42	20	22	15	8	7	70	42	28
NATIONAL ELEC MED EQIP MAINTENANCE WORK & TRNG CEN	2	2	0	0	0	0	0	0	0	2	3	-1	4	5	-1
NATIONAL INST OF CANCER RESEARCH & HOSPITAL	239	182	57	607	509	98	152	87	65	197	112	85	1195	890	305
NATIONAL INST OF DISEASES OF THE CHEST HOSPITAL	119	98	21	564	511	53	124	93	31	226	190	36	1033	892	141
NATIONAL INSTITUTE OF KIDNEY DISEASES & UROLOGY	130	110	20	276	213	63	111	91	20	140	130	10	657	544	113
MINISTRY TOTAL	1950	1905	45	2492	2272	220	984	803	181	1346	1195	151	6772	6175	597

2.4 Civil officers and staffs of the autonomous bodies and corporations by classification, 2021

Autonomous Bodies/ Corporations	Class-I			Class-II			Class-III			Class-IV			Total		
	Sanc.	Exist.	Vacancy	Sanc.	Exist.	Vacancy	Sanc.	Exist.	Vacancy	Sanc.	Exist.	Vacancy	Sanc.	Exist.	Vacancy
MINISTRY OF HOUSING AND PUBLIC WORKS															
CTG. DEV. AUTHORITY	58	50	8	51	42	9	137	95	42	272	178	94	518	365	153
HOUSING & BUILDING RES. INST.	35	24	11	23	15	8	46	35	11	45	37	8	149	111	38
KHULNA DEV. AUTHORITY	33	19	14	14	11	3	101	86	15	112	98	14	260	214	46
NATIONAL HOUSING AUTHORITY	68	43	25	84	67	17	260	109	151	117	82	35	529	301	228
RAJDHANI UNNAYAN KARTIPAKHA	343	163	180	517	288	229	664	419	245	449	288	161	1973	1158	815
RAJSHAHI DEV. AUTHORITY	14	10	4	10	6	4	51	27	24	29	20	9	104	63	41
MINISTRY TOTAL	551	309	242	699	429	270	1259	771	488	1024	703	321	3533	2212	1321
MINISTRY OF INDUSTRIES															
BANGLADESH ACCREDITATION BOARD (BAB)	10	6	4	0	0	0	8	5	3	2	2	0	20	13	7
BD CHEMICAL INDUSTRIES CORP	2730	1684	1046	1009	392	617	2502	1153	1349	2017	917	1100	8258	4146	4112
BD IND TECH ASSISTANCE CENTRE (BITAC)	71	63	8	76	46	30	455	369	86	107	99	8	709	577	132
BD INSTITUTE OF MANAGEMENT	58	26	32	5	4	1	52	21	31	50	32	18	165	83	82
BD SMALL & COTTAGE INDUSTRIES CORP	763	411	352	198	171	27	1483	1051	432	772	554	218	3216	2187	1029
BD STANDARD & TESTING INST	407	265	142	210	151	59	239	157	82	97	59	38	953	632	321
BD STEEL & ENGINEERING CORPORATION	433	283	150	156	75	81	322	160	162	372	208	164	1283	726	557
BD SUGAR & FOOD INDUSTRIES CORP	930	571	359	32	27	5	6154	3245	2909	10251	6263	3988	17367	10106	7261
MINIMUM WAGES BOARD	2	2	0	0	0	0	6	6	0	0	0	0	8	8	0
NATIONAL PRODUCTIVITY ORGANISATION, NPO	20	16	4	1	1	0	33	24	9	12	12	0	66	53	13
OFFICE OF THE CHIEF INSPECTOR OF BOILERS	64	11	53	0	0	0	81	34	47	25	4	21	170	49	121
MINISTRY TOTAL	5488	3338	2150	1687	867	820	11335	6225	5110	13705	8150	5555	32215	18580	13635

2.4 Civil officers and staffs of the autonomous bodies and corporations by classification, 2021

Autonomous Bodies/ Corporations	Class-I			Class-II			Class-III			Class-IV			Total		
	Sanc.	Exist.	Vacancy	Sanc.	Exist.	Vacancy	Sanc.	Exist.	Vacancy	Sanc.	Exist.	Vacancy	Sanc.	Exist.	Vacancy
MINISTRY OF INFORMATION															
BANGLADESH PRESS COUNCIL	2	2	0	1	1	0	7	6	1	6	6	0	16	15	1
BANGLADESH SANGBAD SANGSTHA	78	109	-31	62	76	-14	75	47	28	32	40	-8	247	272	-25
FILM DEVELOPMENT CORPORATION	74	21	53	55	22	33	410	171	239	79	48	31	618	262	356
PRESS INST OF BANGLADESH	49	35	14	8	4	4	44	38	6	36	31	5	137	108	29
MINISTRY TOTAL	203	167	36	126	103	23	536	262	274	153	125	28	1018	657	361
MINISTRY OF JUTE & TEXTILE															
B T M C	92	51	41	28	12	16	148	35	113	67	37	30	335	135	200
BANGLADESH HANDLOOM BOARD	99	72	27	9	7	2	209	141	68	64	50	14	381	270	111
BANGLADESH JUTE CORP	49	1	48	49	0	49	85	6	79	65	6	59	248	13	235
BANGLADESH SERICULTURE BOARD	54	19	35	53	27	26	352	131	221	106	58	48	565	235	330
BD JUTE MILLS CORP	1544	804	740	1960	493	1467	2787	785	2002	3258	1559	1699	9549	3641	5908
BD SERICULTURE RES & TRNG INST, RAJSHAHI	38	10	28	13	3	10	59	26	33	17	9	8	127	48	79
MINISTRY TOTAL	1876	957	919	2112	542	1570	3640	1124	2516	3577	1719	1858	11205	4342	6863
MINISTRY OF LABOUR AND EMPLOYMENT															
MINIMUM WAGES BOARD	2	2	0	0	0	0	6	6	0	7	5	2	15	13	2
NATIONAL SKILLS DEVELOPMENT	9	8	1	0	0	0	9	0	9	0	0	0	18	8	10
MINISTRY TOTAL	11	10	1	0	0	0	15	6	9	7	5	2	33	21	12
MINISTRY OF LGRD AND CO-OPERATIVE															
RAJSHAHI CITY CORPORATION	9	9	0	7	7	0	61	61	0	7	7	0	84	84	0
DIVISIONAL TOTAL	9	9	0	7	7	0	61	61	0	7	7	0	84	84	0

2.4 Civil officers and staffs of the autonomous bodies and corporations by classification, 2021

Autonomous Bodies/ Corporations	Class-I			Class-II			Class-III			Class-IV			Total		
	Sanc.	Exist.	Vacancy	Sanc.	Exist.	Vacancy	Sanc.	Exist.	Vacancy	Sanc.	Exist.	Vacancy	Sanc.	Exist.	Vacancy
MINISTRY OF LGRD AND CO-OPERATIVE															
LOCAL GOVERNMENT DIVISION															
BARISAL CITY CORPORATION	30	23	7	31	31	0	264	261	3	256	240	16	581	555	26
COMILLA CITY CORPORATION	16	10	6	0	6	-6	226	69	157	117	83	34	359	168	191
CTG. CITY CORPORATION	151	99	52	197	177	20	1031	616	415	1828	1485	343	3207	2377	830
DHAKA NORTH CITY CORPORATION	252	121	131	89	57	32	1020	489	531	511	403	108	1872	1070	802
DHAKA SOUTH CITY CORPORATION	319	176	143	120	75	45	1343	859	484	729	650	79	2511	1760	751
GAZIPUR CITY CORPORATION	64	33	31	44	15	29	385	194	191	80	89	-9	573	331	242
KHULNA CITY CORPORATION	32	23	9	25	14	11	398	186	212	739	479	260	1194	702	492
MYMENSINGH CITY CORPORATION	0	0	0	0	0	0	0	153	-153	0	51	-51	0	204	-204
NARAYANGANJ CITY CORPORATION	91	15	76	27	10	17	424	90	334	185	50	135	727	165	562
NATIONAL INST. OF LOCAL GOVT	36	20	16	12	9	3	29	20	9	36	29	7	113	78	35
RAJSHAHI CITY CORPORATION	44	19	25	33	10	23	465	242	223	389	214	175	931	485	446
RANGPUR CITY CORPORATION	47	30	17	22	22	0	732	316	416	186	155	31	987	523	464
SYLHET CITY CORPORATION	28	10	18	19	7	12	225	140	85	425	259	166	697	416	281
WASA, CHITTAGONG	84	60	24	66	50	16	472	345	127	506	291	215	1128	746	382
WASA, DHAKA	314	252	62	330	266	64	1927	1132	795	2103	1310	793	4674	2960	1714
WASA, KHULNA	22	12	10	20	14	6	158	124	34	84	72	12	284	222	62
WASA, RAJSHAHI	25	26	-1	21	9	12	102	59	43	60	10	50	208	104	104
DIVISIONAL TOTAL	1555	929	626	1056	772	284	9201	5295	3906	8234	5870	2364	20046	12866	7180

2.4 Civil officers and staffs of the autonomous bodies and corporations by classification, 2021

Autonomous Bodies/ Corporations	Class-I			Class-II			Class-III			Class-IV			Total		
	Sanc.	Exist.	Vacancy	Sanc.	Exist.	Vacancy	Sanc.	Exist.	Vacancy	Sanc.	Exist.	Vacancy	Sanc.	Exist.	Vacancy
MINISTRY OF LGRD AND CO-OPERATIVE															
RURAL DEVELOPMENT AND CO-OPERATIVE DIVISION															
B A R D COMILLA	63	51	12	27	15	12	160	124	36	152	130	22	402	320	82
BANGABANDHU ACADEMY FOR P.A. & RURAL DEV. GOPALGANJ	22	4	18	9	1	8	25	9	16	41	19	22	97	33	64
BANGLADESH RURAL DEVELOPMENT BOARD & BRDTI, SYLHET	664	602	62	606	443	163	1299	1127	172	296	254	42	2865	2426	439
BANGLADESH SAMABAYA BANK LTD	3	3	0	0	0	0	0	0	0	0	0	0	3	3	0
BD. CO-OPERATIVE ACADEMY	9	3	6	4	4	0	16	16	0	15	12	3	44	35	9
PALLI DARIDRO BIMOCHON FOUNDATION	851	404	447	844	686	158	2101	2196	-95	143	125	18	3939	3411	528
R D A BOGURA	63	43	20	7	5	2	104	82	22	141	119	22	315	249	66
DIVISIONAL TOTAL	1675	1110	565	1497	1154	343	3705	3554	151	788	659	129	7665	6477	1188
MINISTRY TOTAL	3239	2048	1191	2560	1933	627	12967	8910	4057	9029	6536	2493	27795	19427	8368
MINISTRY OF LIBERATION WAR AFFAIRS															
BANGLADESH FREEDOM FIGHTER'S TRUST	5	4	1	0	0	0	0	0	0	0	0	0	5	4	1
BD FREEDOM FIGHTER'S WEL TRUST	5	5	0	0	0	0	0	0	0	0	0	0	5	5	0
JATIO MUKTIJODDHA COUNCIL	11	8	3	1	0	1	19	13	6	1	1	0	32	22	10
MINISTRY TOTAL	21	17	4	1	0	1	19	13	6	1	1	0	42	31	11

2.4 Civil officers and staffs of the autonomous bodies and corporations by classification, 2021

Autonomous Bodies/ Corporations	Class-I			Class-II			Class-III			Class-IV			Total		
	Sanc.	Exist.	Vacancy	Sanc.	Exist.	Vacancy	Sanc.	Exist.	Vacancy	Sanc.	Exist.	Vacancy	Sanc.	Exist.	Vacancy
MINISTRY OF POST TELECOMM & INFORMATION TECH															
INFORMATION & COMMUNICATION TECH DIV															
BANGLADESH HI-TECH PARK AUTHORITY	20	16	4	5	5	0	21	18	3	30	29	1	76	68	8
BD COMPUTER COUNCIL	48	40	8	1	1	0	29	25	4	23	19	4	101	85	16
OFFICE OF THE CONTROLLER OF THE CERTIFYING AUTHOR.	13	4	9	0	0	0	15	1	14	7	7	0	35	12	23
DIVISIONAL TOTAL	81	60	21	6	6	0	65	44	21	60	55	5	212	165	47
POST & TELECOMMUNICATION DIVISION															
TELEPHONE SHILPA SANGSTHA LIMITED	67	9	58	19	11	8	125	37	88	40	35	5	251	92	159
DIVISIONAL TOTAL	67	9	58	19	11	8	125	37	88	40	35	5	251	92	159
MINISTRY TOTAL	148	69	79	25	17	8	190	81	109	100	90	10	463	257	206
MINISTRY OF ENVIRONMENT, FOREST AND CLIMATE CHANGE															
BANGLADESH CLIMATE CHANG TRUST	25	18	7	3	1	2	29	20	9	25	21	4	82	60	22
BD FOREST INDST DEV CORP	228	68	160	191	59	132	514	169	345	517	204	313	1450	500	950
MINISTRY TOTAL	253	86	167	194	60	134	543	189	354	542	225	317	1532	560	972
MINISTRY OF PUBLIC ADMINISTRATION															
BIAM FOUNDATION	13	14	-1	2	2	0	50	37	13	65	64	1	130	117	13
BOARD OF TRUSTEES	3	3	0	2	2	0	27	21	6	9	11	-2	41	37	4
PUBLIC ADMN TRAINING CENTER	120	88	32	24	21	3	239	178	61	277	175	102	660	462	198
REG PUB ADMN TRNG CENTRE	3	3	0	2	2	0	11	10	1	10	9	1	26	24	2
MINISTRY TOTAL	139	108	31	30	27	3	327	246	81	361	259	102	857	640	217

2.4 Civil officers and staffs of the autonomous bodies and corporations by classification, 2021

Autonomous Bodies/ Corporations	Class-I			Class-II			Class-III			Class-IV			Total		
	Sanc.	Exist.	Vacancy	Sanc.	Exist.	Vacancy	Sanc.	Exist.	Vacancy	Sanc.	Exist.	Vacancy	Sanc.	Exist.	Vacancy
MINISTRY OF ROAD TRANSPORT AND BRIDGES															
ROAD TRANSPORT AND HIGHWAYS DIVISION															
BD ROAD TRANSPORT CORP	119	66	53	64	37	27	5178	3197	1981	409	95	314	5770	3395	2375
DHAKA TRANSPORT CO-ORDINATION BOARD	29	14	15	19	1	18	59	26	33	28	23	5	135	64	71
MINISTRY TOTAL	148	80	68	83	38	45	5237	3223	2014	437	118	319	5905	3459	2446
MINISTRY OF PLANNING															
PLANNING DIVISION															
ACADEMY FOR PLANNING & DEVELOPMENT	27	25	2	8	8	0	34	26	8	49	36	13	118	95	23
BANGLADESH INSTITUTE OF DEVELOPMENT STUDIES (BIDS)	96	46	50	16	12	4	59	29	30	32	29	3	203	116	87
MINISTRY TOTAL	123	71	52	24	20	4	93	55	38	81	65	16	321	211	110
MINISTRY OF POST AND TELE COMMUNICATION															
BANGLADESH S CABLE SHILPA LIMITED	43	28	15	20	8	12	76	37	39	310	205	105	449	278	171
BANGLADESH SUBMARINE CABLE COMPANY LIMITED (BSCCL)	85	47	38	37	1	36	68	53	15	44	35	9	234	136	98
BANGLADESH TELECOMMUNICATIONS CO. LTD	1023	260	763	734	213	521	13853	4568	9285	3278	323	2955	18888	5364	13524
MINISTRY TOTAL	1151	335	816	791	222	569	13997	4658	9339	3632	563	3069	19571	5778	13793

2.4 Civil officers and staffs of the autonomous bodies and corporations by classification, 2021

Autonomous Bodies/ Corporations	Class-I			Class-II			Class-III			Class-IV			Total		
	Sanc.	Exist.	Vacancy	Sanc.	Exist.	Vacancy	Sanc.	Exist.	Vacancy	Sanc.	Exist.	Vacancy	Sanc.	Exist.	Vacancy
MINISTRY OF POWER ENERGY & MIN RESOURCES															
ENERGY AND MINERAL RESOURCES DIV															
BD ENERGY REGULATORY COMMISSION	35	38	-3	0	0	0	27	33	-6	20	23	-3	82	94	-12
BD OIL GAS & MINERAL CORP	310	174	136	0	0	0	208	110	98	134	68	66	652	352	300
PETROLEUM CORP	51	37	14	8	6	2	100	71	29	46	34	12	205	148	57
DIVISIONAL TOTAL	396	249	147	8	6	2	335	214	121	200	125	75	939	594	345
POWER DIVISION															
DHAKA POWER DISTRIBUTION CO. LTD.	2	2	0	0	0	0	0	0	0	0	0	0	2	2	0
POWER DEV BOARD	1934	1654	280	1397	1229	168	11007	8795	2212	7416	4459	2957	21754	16137	5617
RURAL ELECTRIFICATION BOARD	724	538	186	232	192	40	1000	812	188	337	291	46	2293	1833	460
SUSTAINABLE & RENEWABLE ENERGY DEV. AUTH. (SREDA)	23	17	6	5	2	3	24	16	8	9	9	0	61	44	17
DIVISIONAL TOTAL	2683	2211	472	1634	1423	211	12031	9623	2408	7762	4759	3003	24110	18016	6094
MINISTRY TOTAL	3079	2460	619	1642	1429	213	12366	9837	2529	7962	4884	3078	25049	18610	6439
PRIME MINISTER'S OFFICE															
BANGLADESH ECONOMIC ZONE AUTHORITY	64	32	32	8	0	8	78	32	46	10	5	5	160	69	91
BD EXPORT PROCESSING ZONE AUTHORITY	353	271	82	142	130	12	542	421	121	868	695	173	1905	1517	388
NATIONAL SKILL DEV. AUTHORITY	23	10	13	13	2	11	0	0	0	0	0	0	36	12	24
PRIVATIZATION COMMISSION	20	19	1	0	0	0	34	31	3	23	22	1	77	72	5
PUBLIC-PRIVATE PARTNERSHIP OFFICE	9	8	1	0	0	0	0	0	0	0	0	0	9	8	1
MINISTRY TOTAL	469	340	129	163	132	31	654	484	170	901	722	179	2187	1678	509

2.4 Civil officers and staffs of the autonomous bodies and corporations by classification, 2021

Autonomous Bodies/ Corporations	Class-I			Class-II			Class-III			Class-IV			Total			
	Sanc.	Exist.	Vacancy	Sanc.	Exist.	Vacancy	Sanc.	Exist.	Vacancy	Sanc.	Exist.	Vacancy	Sanc.	Exist.	Vacancy	
MINISTRY OF RELIGIOUS AFFAIRS																
BUDDHIST RELIGIOUS WELFARE TRUST	2	2	0	1	1	0	4	4	0	2	2	0	9	9	0	
HINDU RELIGIOUS WELFARE TRUST	2	2	0	0	0	0	5	5	0	4	4	0	11	11	0	
ISLAMIC FOUNDATION BANGLADESH	375	297	78	12	9	3	707	623	84	390	333	57	1484	1262	222	
OFFICE OF THE ADMINISTRATOR OF WAQF	10	8	2	0	0	0	67	58	9	34	29	5	111	95	16	
MINISTRY TOTAL	389	309	80	13	10	3	783	690	93	430	368	62	1615	1377	238	
MINISTRY OF SCIENCE AND TECHNOLOGY																
BANGABANDHU SK MUJIB NOVO THEATRE	12	6	6	8	2	6	35	31	4	8	8	0	63	47	16	
BANGLADESH OCEANOGRAPHIC RESEARCH INSTITUTE	90	18	72	0	0	0	0	0	0	0	0	0	90	18	72	
BANSDOC	10	3	7	5	1	4	20	14	6	22	16	6	57	34	23	
BCSIR	514	334	180	0	0	0	682	357	325	0	0	0	1196	691	505	
BD ATOMIC ENERGY COMMISSION	920	878	42	92	25	67	957	817	140	490	404	86	2459	2124	335	
BD COUNCIL OF SCIENCE & IND RES	512	339	173	246	83	163	599	346	253	286	212	74	1643	980	663	
NATIONAL INSTITUTE OF BIOTECHNOLOGY	58	42	16	1	1	0	18	12	6	27	27	0	104	82	22	
NATIONAL MUSEUM OF SCIENCE & TECH	19	11	8	5	2	3	29	17	12	34	29	5	87	59	28	
LOCAL GOVERNMENT DIVISION BCSIR	0	0	0	0	0	0	0	0	0	236	121	115	236	121	115	
DIVISIONAL TOTAL	0	0	0	0	0	0	0	0	0	236	121	115	236	121	115	
MINISTRY TOTAL	2135	1631	504	357	114	243	2340	1594	746	1103	817	286	5935	4156	1779	

2.4 Civil officers and staffs of the autonomous bodies and corporations by classification, 2021

Autonomous Bodies/ Corporations	Class-I			Class-II			Class-III			Class-IV			Total		
	Sanc.	Exist.	Vacancy	Sanc.	Exist.	Vacancy	Sanc.	Exist.	Vacancy	Sanc.	Exist.	Vacancy	Sanc.	Exist.	Vacancy
MINISTRY OF SHIPPING															
B I W T A	336	280	56	324	293	31	1732	1477	255	2342	1926	416	4734	3976	758
B I W T C	169	129	40	440	281	159	2296	1511	785	1873	1174	699	4778	3095	1683
BANGALDESH SHIPPING CORPORATION	217	60	157	171	22	149	855	106	749	278	21	257	1521	209	1312
BANGLADESH LAND PORT AUTHORITY	56	43	13	18	13	5	216	166	50	42	32	10	332	254	78
CHITTAGONG PORT AUTHORITY	338	227	111	249	169	80	4926	2841	2085	3473	2117	1356	8986	5354	3632
DOCK WORKER'S MANAGEMENT BOARD, CHITTAGONG.	19	12	7	6	6	0	141	112	29	50	39	11	216	169	47
DOCK WORKER'S MANAGEMENT BOARD, MONGLA.	12	3	9	8	5	3	76	59	17	37	24	13	133	91	42
JATIO NODI RAKKHA COMMISSION	18	9	9	1	0	1	18	2	16	11	11	0	48	22	26
MONGLA PORT AUTHORITY	142	87	55	130	84	46	1347	554	793	1136	267	869	2755	992	1763
MINISTRY TOTAL	1307	850	457	1347	873	474	11607	6828	4779	9242	5611	3631	23503	14162	9341
MINISTRY OF SOCIAL WELFARE															
BANGLADESH NATIONAL SOCIAL WELFARE COUNCIL	8	7	1	3	1	2	16	13	3	10	9	1	37	30	7
BD JATYO SAMAJ KALYAN PARISHAD	39	4	35	20	3	17	97	14	83	65	10	55	221	31	190
NATIONAL FOUNDATION FOR DEV OF THE DISABLED PERSON	16	9	7	5	5	0	10	4	6	21	13	8	52	31	21
SHARIRIK PROTIBONDHI SUROKKHA TRUST	4	2	2	6	7	-1	40	40	0	62	63	-1	112	112	0
SHEIKH ZAYED BIN SULTAN AL-NAHYAN-TRUST	5	3	2	6	2	4	55	34	21	49	41	8	115	80	35
MINISTRY TOTAL	72	25	47	40	18	22	218	105	113	207	136	71	537	284	253

2.4 Civil officers and staffs of the autonomous bodies and corporations by classification, 2021

Autonomous Bodies/ Corporations	Class-I			Class-II			Class-III			Class-IV			Total		
	Sanc.	Exist.	Vacancy	Sanc.	Exist.	Vacancy	Sanc.	Exist.	Vacancy	Sanc.	Exist.	Vacancy	Sanc.	Exist.	Vacancy
MINISTRY OF WATER RESOURCES															
BANGLADESH HAOR & WETLAND DEVELOPMENT BOARD	25	8	17	14	0	14	43	17	26	39	15	24	121	40	81
BANGLADESH WATER DEV BOARD	1449	1022	427	1301	932	369	5324	3757	1567	7162	3228	3934	15236	8939	6297
JOINT RIVERS COMMISSION, BANGLADESH	14	11	3	3	1	2	21	6	15	11	5	6	49	23	26
RIVER RESEARCH INSTITUTE, FARIDPUR	69	46	23	3	2	1	139	105	34	67	54	13	278	207	71
WATER RESOURCES PLANNING ORGANIZATION	42	33	9	2	2	0	20	17	3	23	23	0	87	75	12
MINISTRY TOTAL	1599	1120	479	1323	937	386	5547	3902	1645	7302	3325	3977	15771	9284	6487
MINISTRY OF WOMEN AND CHILDREN AFFAIRS															
BANGLADESH JATYO MOHILA SANGSTHA	11	8	3	69	35	34	263	337	-74	132	126	6	475	506	-31
BANGLADESH SHISHU ACADEMY	81	70	11	4	3	1	164	123	41	154	130	24	403	326	77
MINISTRY TOTAL	92	78	14	73	38	35	427	460	-33	286	256	30	878	832	46
MINISTRY OF YOUTH AND SPORTS															
B K S P	130	117	13	6	6	0	84	75	9	147	138	9	367	336	31
BANGLADESH KRIRASHEBI KALYAN FOUNDATION	2	2	0	1	1	0	0	0	0	2	2	0	5	5	0
BANGLADESH NATIONAL SPORTS COUNCIL	56	53	3	44	44	0	108	106	2	326	283	43	534	486	48
MINISTRY TOTAL	188	172	16	51	51	0	192	181	11	475	423	52	906	827	79
GRAND TOTAL	105432	84373	21059	69594	47233	22361	144129	161011	-16882	107613	64897	42716	426768	357514	69254

Chapter three: Statistics of class-I employees

3.1 Summary of Class I employees by grades, 2021

Grade	Ministries and Divisions			Department and Directorates			Divisional and Deputy Commissioner offices			Autonomous bodies and corporations			Total		
	Sanc.	Existing	Vacancy	Sanc.	Existing	Vacancy	Sanc.	Existing	Vacancy	Sanc.	Existing	Vacancy	Sanc.	Existing	Vacancy
G1	81	85	-4	65	69	-4	0	0	0	226	194	32	372	348	24
G2	105	308	-203	674	589	85	12	10	2	1867	2658	-791	2658	3565	-907
G3	427	507	-88	5044	4397	647	24	20	4	4195	3635	560	9690	8559	1123
G4	152	171	-19	2873	2007	866	86	82	4	8066	6519	1547	11177	8779	2398
G5	1061	1086	-25	9422	7435	1987	353	264	89	11813	10497	1316	22649	19282	3367
G6	1808	866	942	28005	28618	-613	1023	688	335	25795	22105	3690	56631	52277	4354
G7	66	60	6	3631	2584	1047	158	77	81	3500	3415	85	7355	6136	1219
G8	4	3	1	4443	4089	354	378	374	4	931	940	-9	5756	5406	350
G9	1348	722	626	71462	55483	15979	834	679	155	48087	33772	14315	121731	90656	31075
Fixed	21	17	4	23	16	7	0	0	0	952	638	314	996	671	325
Total	5073	3825	1248	125642	105287	20355	2868	2194	674	105432	84373	21059	239015	195679	43336

Figure 3.1: Proportion of Class I employees by grades (G1-G9, fixed grade), 2021

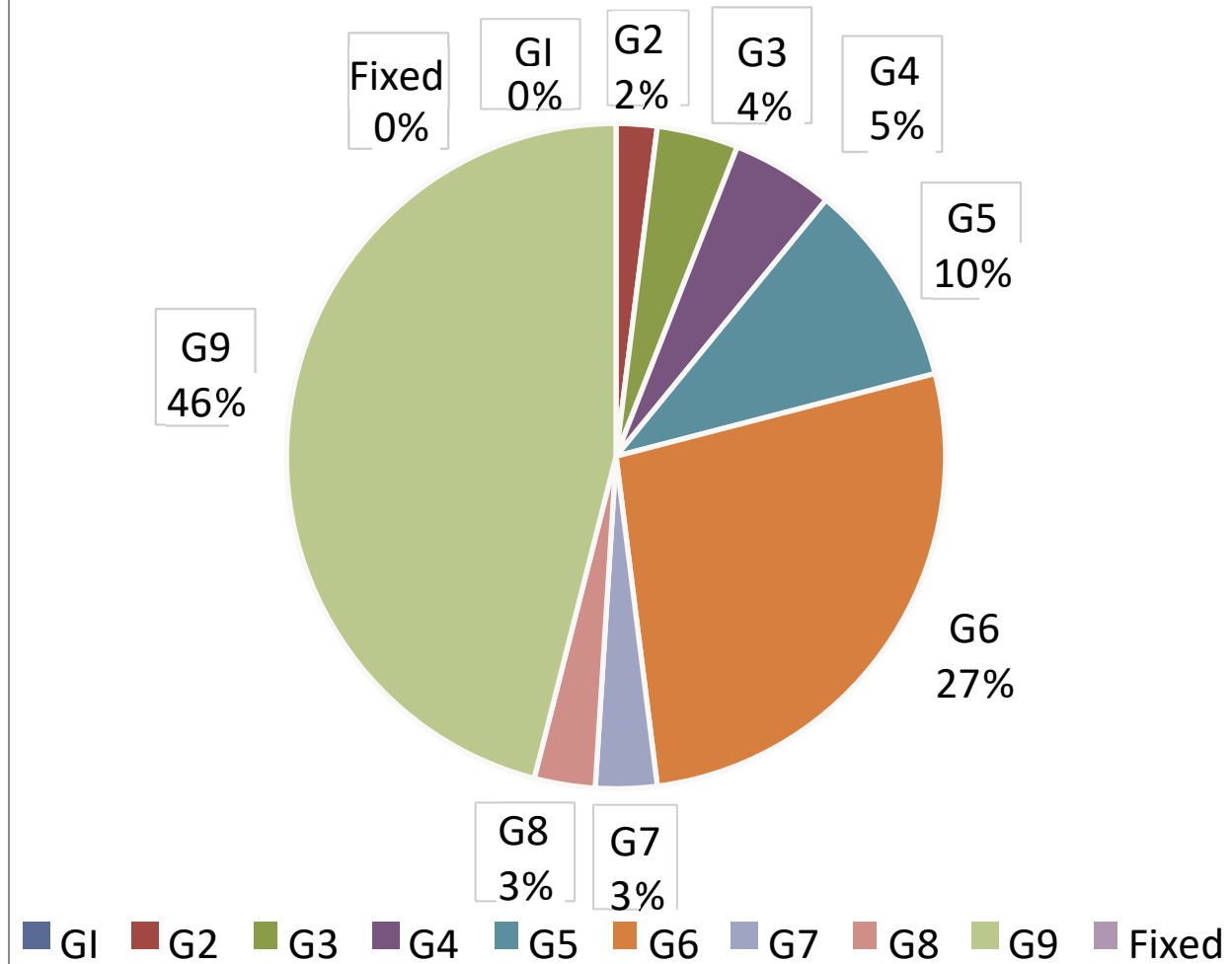
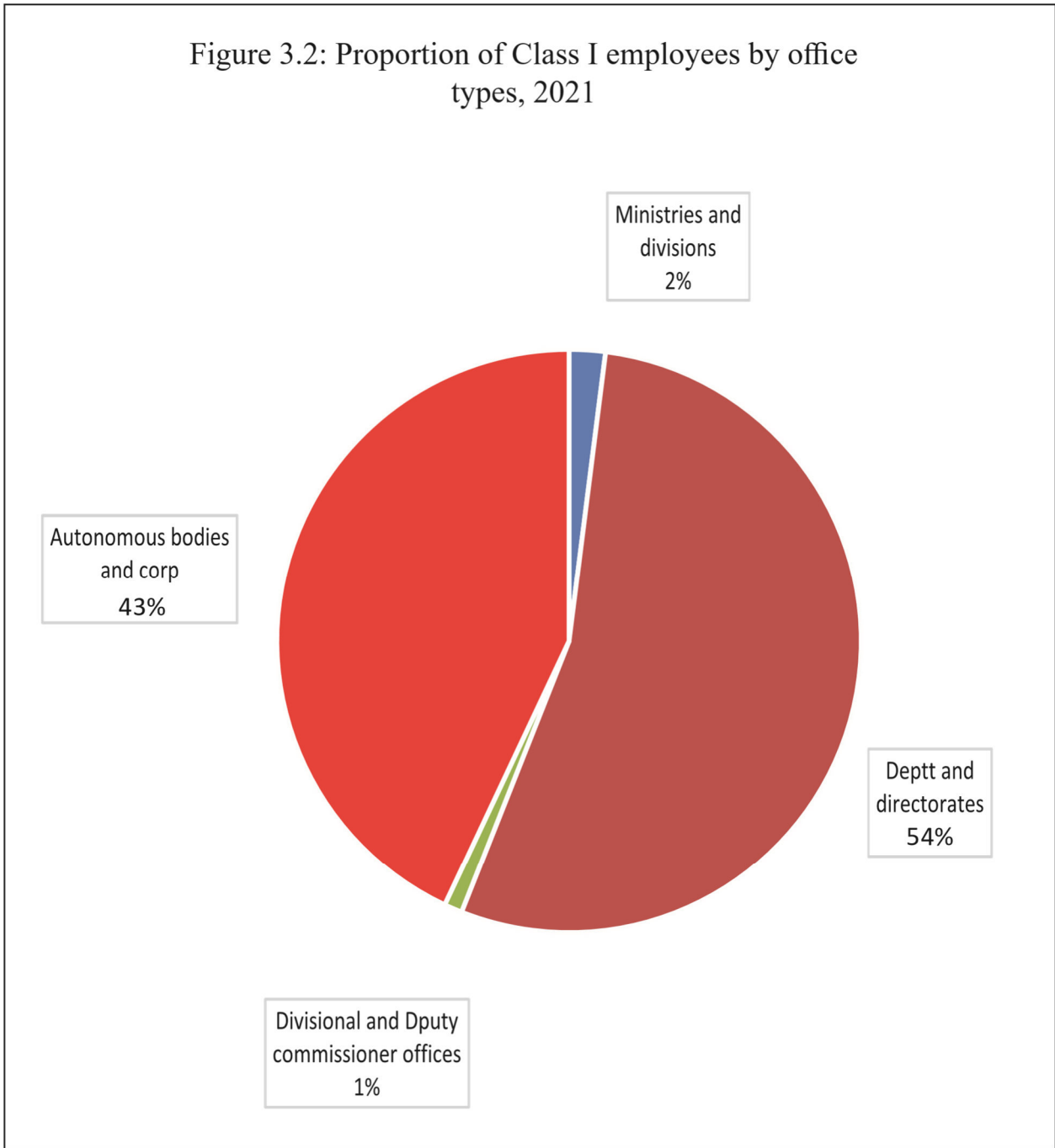


Figure 3.2: Proportion of Class I employees by office types, 2021



Class-1 employees above grade one

(a) Salary of Cabinet Secretary and Principal Secretary TK-86,000 (Fixed)

(b) Salary of Senior Secretaries TK-82,000 (Fixed)

3.2 Class-I employees of the ministries and divisions by grades (grade 1-5), 2021

Ministries/Divisions	Tk.78000			Tk.66000			Tk.56500			Tk.50000			Tk.43000		
	Sanc.	Exist.	Vacancy	Sanc.	Exist.	Vacancy	Sanc.	Exist.	Vacancy	Sanc.	Exist.	Vacancy	Sanc.	Exist.	Vacancy
MINISTRY OF SOCIAL WELFARE	1	1	0	1	6	-5	3	3	0	0	0	0	10	13	-3
MINISTRY TOTAL	1	1	0	1	6	-5	3	3	0	0	0	0	10	13	-3
MINISTRY OF SCIENCE AND TECHNOLOGY	1	1	0	1	4	-3	3	2	1	3	1	2	9	15	-6
MINISTRY TOTAL	1	1	0	1	4	-3	3	2	1	3	1	2	9	15	-6
MINISTRY OF INFORMATION	1	1	0	4	3	1	11	8	3	13	9	4	2	1	1
INFORMATION COMMISSION	2	2	0	1	1	0	0	0	0	2	2	0	2	2	0
MINISTRY TOTAL	3	3	0	5	4	1	11	8	3	15	11	4	4	3	1
MINISTRY OF LAW JUSTICE PAR AFFAIRS															
PARLIAMENT SERETARIATE	1	1	0	4	4	0	4	4	0	0	0	0	33	30	3
NATIONAL HUMAN RIGHTS COMISSION	0	0	0	1	1	0	1	0	1	3	1	2	8	4	4
LEGISLATIVE AND PARLIAMENT AFF DIV	1	1	0	2	1	1	11	9	2	0	0	0	21	16	5
LAW COMMISSION	0	0	0	0	0	0	0	0	0	0	0	0	5	5	0
LAW AND JUSTICE DIVISION	1	1	0	1	0	1	5	4	1	0	0	0	17	16	1
BANGLADESH JUDICALAL SERVICE COMISSION SECT	1	1	0	0	0	0	1	1	0	2	2	0	1	1	0
MINISTRY TOTAL	4	4	0	8	6	2	22	18	4	5	3	2	85	72	13
MINISTRY OF HOUSING AND PUBLIC WORKS	1	1	0	1	5	-4	2	2	0	1	2	-1	8	17	-9
MINISTRY TOTAL	1	1	0	1	5	-4	2	2	0	1	2	-1	8	17	-9
EXPATRIATES WELFARE AND OVERSEAS EMPL. MINISTRY	1	1	0	1	5	-4	3	2	1	0	0	0	10	17	-7
MINISTRY TOTAL	1	1	0	1	5	-4	3	2	1	0	0	0	10	17	-7
MINISTRY OF LIBERATION WAR AFFAIRS	1	1	0	0	2	-2	2	2	0	19	22	-3	3	2	1
MINISTRY TOTAL	1	1	0	0	2	-2	2	2	0	19	22	-3	3	2	1

3.2 Class-I employees of the ministries and divisions by grades (grade 1-5), 2021

Ministries/Divisions	Tk.78000			Tk.66000			Tk.56500			Tk.50000			Tk.43000		
	Sanc.	Exist.	Vacancy	Sanc.	Exist.	Vacancy	Sanc.	Exist.	Vacancy	Sanc.	Exist.	Vacancy	Sanc.	Exist.	Vacancy
MINISTRY OF DEFENCE	1	1	0	1	8	-7	4	5	-1	0	0	0	15	15	0
MINISTRY TOTAL	1	1	0	1	8	-7	4	5	-1	0	0	0	15	15	0
MINISTRY OF PRIMARY AND MASS EDUCATION	0	0	0	1	4	-3	3	4	-1	0	0	0	17	12	5
MINISTRY TOTAL	0	0	0	1	4	-3	3	4	-1	0	0	0	17	12	5
MINISTRY OF HOME AFFAIRS															
SECURITY SERVICES DIVISION	1	1	0	1	6	-5	6	5	1	0	0	0	12	12	0
PUBLIC SECURITY DIVISION	1	1	0	1	6	-5	5	2	3	0	0	0	16	24	-8
MINISTRY TOTAL	2	2	0	2	12	-10	11	7	4	0	0	0	28	36	-8
MINISTRY OF LABOUR AND EMPLOYMENT	1	1	0	1	4	-3	3	4	-1	0	0	0	13	11	2
MINISTRY TOTAL	1	1	0	1	4	-3	3	4	-1	0	0	0	13	11	2
MINISTRY OF FOOD	1	1	0	1	6	-5	3	5	-2	7	12	-5	5	3	2
MINISTRY TOTAL	1	1	0	1	6	-5	3	5	-2	7	12	-5	5	3	2
MINISTRY OF FOREIGN AFFAIRS	18	22	-4	6	15	-9	126	121	5	2	0	2	107	106	1
MINISTRY TOTAL	18	22	-4	6	15	-9	126	121	5	2	0	2	107	106	1
MINISTRY OF CULTURAL AFFAIRS	1	1	0	1	5	-4	3	7	-4	0	0	0	25	9	16
MINISTRY TOTAL	1	1	0	1	5	-4	3	7	-4	0	0	0	25	9	16
CTG. HILL TRACTS AFFAIRS MINISTRY	1	1	0	0	4	-4	2	3	-1	0	0	0	6	5	1
MINISTRY TOTAL	1	1	0	0	4	-4	2	2	0	0	0	0	6	5	1
PLANNING MINISTRY															
STATISTICS & INFORMATICS DIVISION	1	1	0	1	3	-2	2	2	0	4	11	-7	1	1	0
PLANNING DIVISION	6	6	0	6	11	-5	32	30	2	1	1	0	42	42	0
IMPLEMENTATION/MONITORING AND EVALUATION DIV.	1	1	0	1	1	0	10	5	5	1	1	0	29	28	1
MINISTRY TOTAL	8	8	0	8	15	-7	44	37	7	6	13	-7	72	71	1

3.2 Class-I employees of the ministries and divisions by grades (grade 1-5), 2021

Ministries/Divisions	Tk.78000			Tk.66000			Tk.56500			Tk.50000			Tk.43000		
	Sanc.	Exist.	Vacancy	Sanc.	Exist.	Vacancy	Sanc.	Exist.	Vacancy	Sanc.	Exist.	Vacancy	Sanc.	Exist.	Vacancy
MINISTRY OF JUTE AND TEXTILE	1	1	0	4	4	0	6	6	0	9	6	3	2	2	0
MINISTRY TOTAL	1	1	0	4	4	0	6	6	0	9	6	3	2	2	0
MINISTRY OF LAND	1	1	0	1	4	-3	3	3	0	0	0	0	9	15	-6
MINISTRY TOTAL	1	1	0	1	4	-3	3	3	0	0	0	0	9	15	-6
MINISTRY OF PUBLIC ADMINISTRATION	1	1	0	2	7	-5	5	28	-23	2	1	1	70	52	18
PUBLIC SERVICE COMMISSION SECRETARIATE	0	0	0	1	1	0	8	3	5	2	0	2	25	22	3
MINISTRY TOTAL	1	1	0	3	8	-5	13	31	-18	4	1	3	95	74	21
MINISTRY OF HEALTH AND WELFARE															
MEDICAL EDU AND FAMILY WEALFARE DIVISION	1	1	0	2	8	-6	4	14	-10	0	0	0	15	16	-1
HEALTH SERVICE DIVISION	1	1	0	2	13	-11	6	13	-7	1	1	0	19	19	0
MINISTRY TOTAL	2	2	0	4	21	-17	10	27	-17	1	1	0	34	35	-1
EDUCATION MINISTRY															
TECHNICAL AND MADRASAH EDUCATION DIVISION	1	1	0	1	8	-7	3	3	0	0	0	0	8	8	0
SECONDARY AND HIGHER EDUCATION DIVISION	1	1	0	2	8	-6	6	6	0	1	1	0	16	26	-10
MINISTRY TOTAL	2	2	0	3	16	-13	9	9	0	1	1	0	24	34	-10
MINISTRY OF FINANCE															
INTERNAL RESOURCES DIVISION	0	0	0	1	2	-1	2	3	-1	0	0	0	6	3	3
FINANCIAL INSTITUTION DIVI	0	0	0	0	5	-5	3	3	-2	0	0	0	9	8	1
FINANCE DIVISION	1	1	0	4	16	-12	10	19	-9	2	2	0	32	65	-33
ECONOMIC RELATIONS DIVISION	1	1	0	3	8	-5	10	20	-10	24	44	-20	67	19	48
MINISTRY TOTAL	2	2	0	8	31	-23	25	47	-22	26	46	-20	114	95	19
ELECTION COMMISSION SECRETARIATE	1	1	0	2	2	0	6	7	-1	1	0	1	19	15	4
MINISTRY TOTAL	1	1	0	2	2	0	6	7	-1	1	0	1	19	15	4

3.2 Class-I employees of the ministries and divisions by grades (grade 1-5), 2021

Ministries/Divisions	Tk.78000 (Fixed)			Tk.66000			Tk.56500			Tk.50000			Tk.43000		
	Sanc.	Exist.	Vacancy	Sanc.	Exist.	Vacancy	Sanc.	Exist.	Vacancy	Sanc.	Exist.	Vacancy	Sanc.	Exist.	Vacancy
MINISTRY OF ENVIRONMENT, FOREST AND CLIMATE CHANGE	1	1	0	5	11	-6	0	0	0	0	0	0	13	18	-5
MINISTRY TOTAL	1	1	0	5	11	-6	0	0	0	0	0	0	13	18	-5
CABINET DIVISION	2	2	0	3	10	-7	5	8	-3	2	2	0	25	34	-9
ANTI CORRUPTION COMMISSION	1	1	0	0	0	0	8	7	1	0	0	0	39	31	8
MINISTRY TOTAL	3	3	0	3	10	-7	13	15	-2	2	2	0	64	65	-1
MINISTRY OF ROAD TRANSPORT AND BRIDGES															
ROAD TRANSPORT AND HIGHWAYS DIVISION	1	1	0	1	6	-5	7	6	1	17	11	6	8	4	4
BRIDGES DIVISION	2	2	0	0	1	-1	6	6	0	8	7	1	4	3	1
MINISTRY TOTAL	3	3	0	1	7	-6	13	12	1	25	18	7	12	7	5
MINISTRY OF AGRICULTURE	1	1	0	3	7	-4	9	10	-1	0	0	0	22	29	-7
MINISTRY TOTAL	1	1	0	3	7	-4	9	10	-1	0	0	0	22	29	-7
MINISTRY OF YOUTH AND SPORTS	1	1	0	6	6	0	4	4	0	0	0	0	5	4	1
MINISTRY TOTAL	1	1	0	6	6	0	4	4	0	0	0	0	5	4	1
MINISTRY OF RAILWAYS	1	1	0	1	6	-5	4	4	0	1	1	0	10	15	-5
MINISTRY TOTAL	1	1	0	1	6	-5	4	4	0	1	1	0	10	15	-5
PRIME MINISTER'S OFFICE	3	3	0	5	4	1	2	2	0	2	2	0	36	29	7
MINISTRY TOTAL	3	3	0	5	4	1	2	2	0	2	2	0	36	29	7
MINISTRY OF RELIGIOUS AFFAIRS	1	1	0	1	3	-2	4	8	-4	0	0	0	9	6	3
MINISTRY TOTAL	1	1	0	1	3	-2	4	8	-4	0	0	0	9	6	3
MINISTRY OF COMMERCE	1	1	0	1	8	-7	5	8	-3	0	0	0	17	55	-38
MINISTRY TOTAL	1	1	0	1	8	-7	5	8	-3	0	0	0	17	55	-38
MINISTRY OF WOMEN AND CHILDREN AFFAIRS	1	1	0	0	3	-3	4	4	0	5	3	2	11	10	1
MINISTRY TOTAL	1	1	0	0	3	-3	4	4	0	5	3	2	11	10	1
MINISTRY OF SHIPPING	1	1	0	4	4	0	10	10	0	0	0	0	11	11	0
MINISTRY TOTAL	1	1	0	4	4	0	10	10	0	0	0	0	11	11	0

3.2 Class-I employees of the ministries and divisions by grades (grade 1-5), 2021

Ministries/Divisions	Tk.78000 (Fixed)			Tk.66000			Tk.56500			Tk.50000			Tk.43000		
	Sanc.	Exist.	Vacancy	Sanc.	Exist.	Vacancy	Sanc.	Exist.	Vacancy	Sanc.	Exist.	Vacancy	Sanc.	Exist.	Vacancy
MINISTRY OF POWER ENERGY & MIN RESOURCES															
POWER DIVISION	1	1	0	1	6	-5	4	8	-4	0	0	0	10	20	-10
ENERGY AND MINERAL RESOURCES DIV	0	0	0	1	4	-3	4	5	-1	2	1	1	34	18	16
MINISTRY TOTAL	1	1	0	2	10	-8	8	13	-5	2	1	1	44	38	6
PRESIDENT'S OFFICE															
PUBLIC DIVISION	1	1	0	1	0	1	2	2	0	1	1	0	5	4	1
PERSONAL DIVISION	0	0	0	0	1	-1	1	1	0	0	0	0	3	2	1
MINISTRY TOTAL	1	1	0	1	1	0	3	3	0	1	1	0	8	6	2
MINISTRY OF POST TELECOM & INFORMATION TECH															
POST AND TELECOMMUNICATION DIVISION	1	1	0	1	4	-3	2	5	-3	0	0	0	8	13	-5
INFORMATION & COMMUNICATION TECH DIV	1	1	0	1	4	-3	2	5	-3	1	0	1	7	12	-5
MINISTRY TOTAL	2	2	0	2	8	-6	4	10	-6	1	0	1	15	25	-10
MINISTRY OF FISHERIES AND LIVESTOCK															
MINISTRY OF FISHERIES AND LIVESTOCK	1	1	0	1	4	-3	4	9	-5	0	0	0	10	13	-3
MINISTRY TOTAL	1	1	0	1	4	-3	4	9	-5	0	0	0	10	13	-3
MINISTRY OF DISASTER MANAGEMENT AND RELIEF															
MINISTRY OF DISASTER MANAGEMENT AND RELIEF	1	1	0	1	6	-5	2	5	-3	8	15	-7	8	8	0
MINISTRY TOTAL	1	1	0	1	6	-5	2	5	-3	8	15	-7	8	8	0
MINISTRY OF WATER RESOURCES															
MINISTRY OF WATER RESOURCES	0	0	0	1	1	0	3	4	-1	0	0	0	8	15	-7
MINISTRY TOTAL	0	0	0	1	1	0	3	4	-1	0	0	0	8	15	-7
MINISTRY OF CIVIL AVIATION AND TOURISM															
MINISTRY OF CIVIL AVIATION AND TOURISM	0	0	0	1	2	-1	4	6	-2	0	0	0	11	12	-1
MINISTRY TOTAL	0	0	0	1	2	-1	4	6	-2	0	0	0	11	12	-1
MINISTRY OF INDUSTRIES															
MINISTRY OF INDUSTRIES	1	1	0	1	7	-6	6	7	-1	0	0	0	14	20	-6
MINISTRY TOTAL	1	1	0	1	7	-6	6	7	-1	0	0	0	14	20	-6
MINISTRY OF LGRD AND CO-OPERATIVE															
RURAL DEVELOPMENT AND CO-OPERATIVE DIVISION	1	1	0	1	1	0	2	2	0	5	9	-4	2	2	0
LOCAL GOVERNMENT DIVISION	1	1	0	1	8	-7	6	11	-5	0	0	0	17	21	-4
MINISTRY TOTAL	2	2	0	2	9	-7	8	13	-5	5	9	-4	19	23	-4
GRAND TOTAL	81	85	-4	105	308	-203	427	507	-80	152	171	-19	1061	1086	-25

3.3 Class-I employees of the ministries and divisions by grades (grade 6-9 and fixed grade), 2021

Ministries/Divisions	Tk.35500 (Fixed)			Tk.29000			Tk.23000			Tk.22000			FIXED			TOTAL		
	Sanc.	Exist.	Vacancy	Sanc.	Exist.	Vacancy	Sanc.	Exist.	Vacancy	Sanc.	Exist.	Vacancy	Sanc.	Exist.	Vacancy	Sanc.	Exist.	Vacancy
MINISTRY OF SOCIAL WELFARE	18	5	13	0	0	0	0	0	0	3	3	0	0	0	0	36	31	5
MINISTRY TOTAL	18	5	13	0	0	0	0	0	0	3	3	0	0	0	0	36	31	5
MINISTRY OF SCIENCE AND TECHNOLOGY	28	9	19	0	0	0	0	0	0	3	1	2	0	0	0	48	33	15
MINISTRY TOTAL	28	9	19	0	0	0	0	0	0	3	1	2	0	0	0	48	33	15
MINISTRY OF INFORMATION	25	12	13	0	0	0	0	0	0	7	2	5	0	0	0	63	36	27
INFORMATION COMMISSION	4	2	2	0	0	0	0	0	0	7	6	1	1	1	0	19	16	3
MINISTRY TOTAL	29	14	15	0	0	0	0	0	0	14	8	6	1	1	0	82	52	30
MINISTRY OF LAW JUSTICE AND PAR AFFAIRS																		
PARLIAMENT SECRETARIAT	74	54	20	0	0	0	0	0	0	129	90	39	0	0	0	245	183	62
NATIONAL HUMAN RIGHTS COMMISSION	0	0	0	0	0	0	0	0	0	21	8	13	2	2	0	36	16	20
LEGISLATIVE & PARLIAMENT AFF DIV	31	10	21	0	0	0	0	0	0	39	26	13	0	0	0	105	63	42
LAW COMMISSION	6	6	0	0	0	0	0	0	0	0	0	0	0	0	0	11	11	0
LAW & JUSTICE DIVISION	22	17	5	0	0	0	0	0	0	4	3	1	0	0	0	50	41	9
BANGLADESH JUDICIAL SERVICE COMMISSION SECT	4	4	0	0	0	0	1	1	0	1	0	1	0	0	0	11	10	1
MINISTRY TOTAL	137	91	46	0	0	0	1	1	0	194	127	67	2	2	0	458	324	134
HOUSING AND PUBLIC WORKS MINISTRY	20	6	14	0	0	0	0	0	0	3	1	2	0	0	0	36	34	2
MINISTRY TOTAL	20	6	14	0	0	0	0	0	0	3	1	2	0	0	0	36	34	2
MINISTRY OF EXPATRIATES' WELFARE AND OVERSEAS EMPL.	56	40	16	0	0	0	0	0	0	3	3	0	0	0	0	74	68	6
MINISTRY TOTAL	56	40	16	0	0	0	0	0	0	3	3	0	0	0	0	74	68	6

3.3 Class-I employees of the ministries and divisions by grades (grade 6-9 and fixed grade), 2021

Ministries/Divisions	Tk.35500 (Fixed)			Tk.29000			Tk.23000			Tk.22000			FIXED			TOTAL		
	Sanc.	Exist.	Vacancy	Sanc.	Exist.	Vacancy	Sanc.	Exist.	Vacancy	Sanc.	Exist.	Vacancy	Sanc.	Exist.	Vacancy	Sanc.	Exist.	Vacancy
MINISTRY OF LIBERATION WAR AFFAIRS	12	5	7	11	7	4	0	0	0	5	1	4	0	0	0	53	42	11
MINISTRY TOTAL	12	5	7	11	7	4	0	0	0	5	1	4	0	0	0	53	42	11
MINISTRY OF DEFENCE	30	10	20	0	0	0	0	0	0	6	5	1	0	0	0	57	44	13
MINISTRY TOTAL	30	10	20	0	0	0	0	0	0	6	5	1	0	0	0	57	44	13
MINISTRY OF PRIMARY AND MASS EDUCATION	11	11	0	0	0	0	0	0	0	9	5	4	1	1	0	42	37	5
MINISTRY TOTAL	11	11	0	0	0	0	0	0	0	9	5	4	1	1	0	42	37	5
MINISTRY OF HOME AFFAIRS																		
SECURITY SERVICES DIVISION	52	23	29	0	0	0	0	0	0	4	3	1	0	0	0	76	50	26
PUBLIC SECURITY DIVISION	35	12	23	0	0	0	0	0	0	4	2	2	0	0	0	62	47	15
MINISTRY TOTAL	87	35	52	0	0	0	0	0	0	8	5	3	0	0	0	138	97	41
MINISTRY OF LABOUR AND EMPLOYMENT	29	10	19	0	0	0	0	0	0	5	5	0	0	0	0	52	35	17
MINISTRY TOTAL	29	10	19	0	0	0	0	0	0	5	5	0	0	0	0	52	35	17
MINISTRY OF FOOD	28	8	20	0	0	0	1	0	1	17	9	8	0	0	0	63	44	19
MINISTRY TOTAL	28	8	20	0	0	0	1	0	1	17	9	8	0	0	0	63	44	19
MINISTRY OF FOREIGN AFFAIRS	169	118	51	0	0	0	0	0	0	99	131	-32	0	0	0	527	513	14
MINISTRY TOTAL	169	118	51	0	0	0	0	0	0	99	131	-32	0	0	0	527	513	14
MINISTRY OF CULTURAL AFFAIRS	2	2	0	0	0	0	0	0	0	3	0	3	0	0	0	35	24	11
MINISTRY TOTAL	2	2	0	0	0	0	0	0	0	3	0	3	0	0	0	35	24	11
CTG. HILL TRACTS AFFAIRS MINISTRY	1	0	1	0	0	0	0	0	0	15	6	9	0	0	0	25	19	6
MINISTRY TOTAL	1	0	1	0	0	0	0	0	0	15	6	9	0	0	0	25	19	6

3.3 Class-I employees of the ministries and divisions by grades (grade 6-9 and fixed grade), 2021

Ministries/Divisions	Tk.35500 (Fixed)			Tk.29000			Tk.23000			Tk.22000			FIXED			TOTAL		
	Sanc.	Exist.	Vacancy	Sanc.	Exist.	Vacancy	Sanc.	Exist.	Vacancy	Sanc.	Exist.	Vacancy	Sanc.	Exist.	Vacancy	Sanc.	Exist.	Vacancy
PLANNING MINISTRY																		
STATISTICS & INFORMATICS DIVISION	14	7	7	0	0	0	0	0	0	3	2	1	0	0	0	26	27	-1
PLANNING DIVISION	65	51	14	0	0	0	0	0	0	72	27	45	0	0	0	224	168	56
IMPLEMENTATION/MONITORING AND EVALUATION DIV.	40	26	14	0	0	0	0	0	0	47	18	29	0	0	0	129	80	49
MINISTRY TOTAL	119	84	35	0	0	0	0	0	0	122	47	75	0	0	0	379	275	104
MINISTRY OF JUTE AND TEXTILE	20	6	14	0	0	0	0	0	0	3	2	1	0	0	0	45	27	18
MINISTRY TOTAL	20	6	14	0	0	0	0	0	0	3	2	1	0	0	0	45	27	18
MINISTRY OF LAND	19	4	15	0	0	0	0	0	0	4	6	-2	0	0	0	37	33	4
MINISTRY TOTAL	19	4	15	0	0	0	0	0	0	4	6	-2	0	0	0	37	33	4
MINISTRY OF PUBLIC ADMINISTRATION	59	24	35	0	0	0	0	0	0	42	25	17	0	0	0	181	138	43
PUBLIC SERVICE COMMISSION SECRETARIAT	38	33	5	0	0	0	0	0	0	62	39	23	0	0	0	136	98	38
MINISTRY TOTAL	97	57	40	0	0	0	0	0	0	104	64	40	0	0	0	317	236	81
MINISTRY OF HEALTH AND FAMILY WELFARE																		
MEDICAL EDU. AND FAMILY WELFARE DIVISION	1	0	1	0	0	0	0	0	0	43	7	36	0	0	0	66	46	20
HEALTH SERVICES DIVISION	46	19	27	0	5	-5	0	0	0	4	6	-2	0	0	0	79	77	2
MINISTRY TOTAL	47	19	28	0	5	-5	0	0	0	47	13	34	0	0	0	145	123	22
MINISTRY OF EDUCATION																		
TECHNICAL AND MADRASHA EDUCATION DIVISION.	11	5	6	0	0	0	0	0	0	12	5	7	0	0	0	36	30	6
SECONDARY AND HIGHER EDUCATION DIVISION	38	6	32	1	1	0	0	0	0	7	4	3	0	0	0	72	53	19
MINISTRY TOTAL	49	11	38	1	1	0	0	0	0	19	9	10	0	0	0	108	83	25

3.3 Class-I employees of the ministries and divisions by grades (grade 6-9 and fixed grade), 2021

Ministries/Divisions	Tk.35500 (Fixed)			Tk.29000			Tk.23000			Tk.22000			FIXED			TOTAL		
	Sanc.	Exist.	Vacancy	Sanc.	Exist.	Vacancy	Sanc.	Exist.	Vacancy	Sanc.	Exist.	Vacancy	Sanc.	Exist.	Vacancy	Sanc.	Exist.	Vacancy
MINISTRY OF FINANCE																		
INTERNAL RESOURCES DIVISION	14	4	10	0	0	0	0	0	0	5	3	2	1	1	0	29	16	13
FINANCIAL INSTITUTION DIVI	25	6	19	0	0	0	0	0	0	3	0	3	1	1	0	41	25	16
FINANCE DIVISION	3	3	0	0	0	0	0	0	0	94	25	69	0	0	0	146	131	15
ECONOMIC RELATIONS DIVISION	6	1	5	2	6	-4	0	0	0	8	1	7	0	0	0	121	100	21
MINISTRY TOTAL	48	14	34	2	6	-4	0	0	0	110	29	81	2	2	0	337	272	65
ELECTION COMMISSION SECRETARIAT	32	26	6	0	0	0	0	0	0	34	28	6	0	0	0	95	79	16
MINISTRY TOTAL	32	26	6	0	0	0	0	0	0	34	28	6	0	0	0	95	79	16
MINISTRY OF ENVIRONMENT, FOREST AND CLIMATE CHANGE																		
MINISTRY TOTAL	31	10	21	0	0	0	0	0	0	3	3	0	0	0	0	53	43	10
CABINET DIVISION	59	17	42	1	0	1	0	0	0	10	2	8	1	1	0	108	76	32
ANTI CORRUPTION COMMISSION	208	97	111	0	0	0	0	0	0	342	98	244	3	3	0	601	237	364
MINISTRY TOTAL	267	114	153	1	0	1	0	0	0	352	100	252	4	4	0	709	313	396
MINISTRY OF ROAD TRANSPORT AND BRIDGES																		
ROAD TRANSPORT AND HIGHWAYS DIVISION	37	13	24	3	1	2	0	0	0	1	1	0	0	0	0	75	43	32
BRIDGES DIVISION	21	14	7	0	0	0	0	0	0	34	25	9	0	0	0	75	58	17
MINISTRY TOTAL	58	27	31	3	1	2	0	0	0	35	26	9	0	0	0	150	101	49
MINISTRY OF AGRICULTURE																		
MINISTRY TOTAL	47	12	35	0	0	0	0	0	0	17	12	5	0	0	0	99	71	28
MINISTRY OF YOUTH AND SPORTS																		
MINISTRY TOTAL	13	8	5	0	0	0	0	0	0	2	2	0	0	0	0	31	25	6

3.3 Class-I employees of the ministries and divisions by grades (grade 6-9 and fixed grade), 2021

Ministries/Divisions	Tk.35500 (Fixed)			Tk.29000			Tk.23000			Tk.22000			FIXED			TOTAL		
	Sanc.	Exist.	Vacancy	Sanc.	Exist.	Vacancy	Sanc.	Exist.	Vacancy	Sanc.	Exist.	Vacancy	Sanc.	Exist.	Vacancy	Sanc.	Exist.	Vacancy
MINISTRY OF RAILWAYS	22	4	18	0	0	0	0	0	0	4	9	-5	0	0	0	43	40	3
MINISTRY TOTAL	22	4	18	0	0	0	0	0	0	4	9	-5	0	0	0	43	40	3
PRIME MINISTER'S OFFICE	11	11	0	0	0	0	0	0	0	18	18	0	8	4	4	85	73	12
MINISTRY TOTAL	11	11	0	0	0	0	0	0	0	18	18	0	8	4	4	85	73	12
MINISTRY OF RELIGIOUS AFFAIRS	17	10	7	0	0	0	0	0	0	3	3	0	0	0	0	35	31	4
MINISTRY TOTAL	17	10	7	0	0	0	0	0	0	3	3	0	0	0	0	35	31	4
MINISTRY OF COMMRC	33	6	27	7	9	-2	0	0	0	7	3	4	0	0	0	71	61	-19
MINISTRY TOTAL	33	6	27	7	9	-2	0	0	0	7	3	4	0	0	0	71	61	-19
MINISTRY OF WOMEN AND CHILDREN AFFAIRS	7	10	-3	7	5	2	0	0	0	7	1	6	0	0	0	42	37	5
MINISTRY TOTAL	7	10	-3	7	5	2	0	0	0	7	1	6	0	0	0	42	37	5
SHIPPING MINISTRY	9	9	0	2	2	0	0	0	0	4	4	0	0	0	0	41	41	0
MINISTRY TOTAL	9	9	0	2	2	0	0	0	0	4	4	0	0	0	0	41	41	0
MINISTRY OF POWER ENERGY & MIN RESOURCES																		
POWER DIVISION	20	6	14	0	0	0	0	0	0	3	0	3	0	0	0	39	41	-2
ENERGY AND MINERAL RESOURCES DIV	1	1	0	1	1	0	0	0	0	2	0	2	1	1	0	46	31	15
MINISTRY TOTAL	21	7	14	1	1	0	0	0	0	5	0	5	1	1	0	85	72	13
PRESIDENT'S OFFICE																		
PUBLIC DIVISION	5	0	5	0	0	0	0	0	0	7	5	2	0	0	0	22	13	9
PERSONAL DIVISION	7	3	4	2	2	0	1	1	0	4	2	2	0	0	0	18	12	6
MINISTRY TOTAL	12	3	9	2	2	0	1	1	0	11	7	4	0	0	0	40	25	15

3.3 Class-I employees of the ministries and divisions by grades (grade 6-9 and fixed grade), 2021

Ministries/Divisions	Tk.35500 (Fixed)			Tk.29000			Tk.23000			Tk.22000			FIXED			TOTAL		
	Sanc.	Exist.	Vacancy	Sanc.	Exist.	Vacancy	Sanc.	Exist.	Vacancy	Sanc.	Exist.	Vacancy	Sanc.	Exist.	Vacancy	Sanc.	Exist.	Vacancy
MINISTRY OF POST TELECOM & INFORMATION TECH																		
POST AND TELECOMMUNICATION DIVISION	19	2	17	0	2	-2	0	0	0	3	2	1	0	0	0	34	29	5
INFORMATION & COMMUNICATION TECH DIV	22	5	17	0	0	0	0	0	0	3	2	1	0	0	0	37	29	8
MINISTRY TOTAL	41	7	34	0	2	-2	0	0	0	6	4	2	0	0	0	71	58	13
MINISTRY OF FISHERIES AND LIVESTOCK																		
MINISTRY TOTAL	26	3	23	0	0	0	0	0	0	3	2	1	0	0	0	45	32	13
MINISTRY OF DISASTER MANAGEMENT AND RELIEF																		
MINISTRY TOTAL	2	1	1	13	11	2	1	1	0	2	0	2	0	0	0	68	48	-10
MINISTRY OF WATER RESOURCES																		
MINISTRY TOTAL	1	1	0	0	0	0	0	0	0	24	9	15	1	1	0	38	31	7
MINISTRY OF CIVIL AVIATION AND TOURISM																		
MINISTRY TOTAL	22	8	14	0	0	0	0	0	0	3	2	1	1	1	0	42	31	11
INDUSTRIES MINISTRY																		
MINISTRY TOTAL	37	16	21	1	1	0	0	0	0	4	2	2	0	0	0	64	54	10
MINISTRY OF LGRD AND CO- OPERATIVE																		
RURAL DEVELOPMENT AND CO-OPERATIVE DIVISION	1	1	0	15	7	8	0	0	0	4	4	0	0	0	0	31	27	4
LOCAL GOVERNMENT DIVISION	42	13	29	0	0	0	0	0	0	4	3	1	0	0	0	71	57	14
MINISTRY TOTAL	43	14	29	15	7	8	0	0	0	8	7	1	0	0	0	102	84	18
GRAND TOTAL	1808	866	942	66	60	6	4	3	1	1348	722	626	21	17	4	5073	3825	1248

3.4 Class-I employees of the departments and directorates by grades (grade 1-5), 2021

Department/Directorates	Tk. 78000			Tk. 66000			Tk. 56000			Tk. 50000			Tk. 43000		
	Sanc.	Exist.	Vacancy	Sanc.	Exist.	Vacancy	Sanc.	Exist.	Vacancy	Sanc.	Exist.	Vacancy	Sanc.	Exist.	Vacancy
MINISTRY OF AGRICULTURE															
AGRI INFORMATION SERVICE	0	0	0	0	0	0	0	0	0	1	1	0	2	2	0
COTTON DEV BOARD	1	1	0	0	0	0	3	1	2	4	0	4	5	5	0
DEPTT OF AGRI EXTENSION	1	1	0	8	6	2	29	27	2	16	11	5	316	269	47
DEPTT OF AGRI MARKETING	0	0	0	1	1	0	0	0	0	2	0	2	13	9	4
SEED CERTIFICATION AGENCY	0	0	0	1	1	0	10	6	4	0	0	0	78	51	27
SOIL RESOURCES DEV INSTITUTE	0	0	0	2	1	1	19	0	19	73	18	55	0	0	0
MINISTRY TOTAL	2	2	0	12	9	3	61	34	27	96	30	66	414	336	78
MINISTRY OF COMMERCE															
DTE OF CONSUMER RIGHTS	0	0	0	1	1	0	2	2	0	0	0	0	11	9	2
OFFI OF THE CHIEF CONT OF IMP AND EXP	0	0	0	1	1	0	1	0	1	3	1	2	2	1	1
REGISTRAR OF JOINT STOCK CO.S	0	0	0	1	1	0	1	1	0	0	0	0	0	0	0
MINISTRY TOTAL	0	0	0	3	3	0	4	3	1	3	1	2	13	10	3
MINISTRY OF CULTURAL AFFAIRS															
COPY RIGHT OFFICE DHAKA	0	0	0	0	0	0	1	1	0	0	0	0	1	1	0
DEPTT OF ARCHAEOLOGY	0	0	0	0	0	0	1	1	0	1	0	1	0	0	0
DEPTT OF PUBLIC LIBRARY	0	0	0	0	0	0	1	1	0	6	2	4	10	4	6
DTE OF ARCHIVES	0	0	0	1	1	0	2	1	1	0	0	0	0	0	0
MINISTRY TOTAL	0	0	0	1	1	0	5	4	1	7	2	5	11	5	6
MINISTRY OF DEFENCE															
A F I P, DHAKA CANTT.	0	0	0	0	0	0	0	0	0	0	0	0	0	0	0
AHQ, AGS BR (PA DTE)	0	0	0	0	0	0	0	0	0	0	0	0	2	0	2
AHQ, E IN C'S BR. WORKS DTE	0	0	0	0	0	0	1	0	1	8	5	3	0	0	0
ARMED FORCES FOOD & DRUGS LAB	0	0	0	0	0	0	0	0	0	0	0	0	1	0	1
ARMED FORCES MEDICAL COLLEGE	0	0	0	0	0	0	0	0	0	0	0	0	0	0	0
ARMED FORCES MEDICAL INSTITUTE, DHAKA CANTT.	0	0	0	0	0	0	0	0	0	0	0	0	0	0	0
ARMED FORCES MEDICAL STORES DEPOT DHAKA CANTT.	0	0	0	0	0	0	0	0	0	0	0	0	0	0	0
BANGLADESH AIR FORCE	0	0	0	0	0	0	0	0	0	0	0	0	3	2	1

3.4 Class-I employees of the departments and directorates by grades (grade 1-5), 2021

Department/Directorates	Tk. 78000			Tk. 66000			Tk. 56000			Tk. 50000			Tk. 43000		
	Sanc.	Exist.	Vacancy	Sanc.	Exist.	Vacancy	Sanc.	Exist.	Vacancy	Sanc.	Exist.	Vacancy	Sanc.	Exist.	Vacancy
MINISTRY OF DEFENCE															
BANGLADESH METEOROLOGICAL DEPTT	0	0	0	0	0	0	1	1	0	0	0	0	7	4	3
BANGLADESH ORDINANCE FACTORIES	0	0	0	0	0	0	2	0	2	4	3	1	0	0	0
BD ARMED SERVICES BOARD (BASB)	0	0	0	0	0	0	0	0	0	0	0	0	15	10	5
CONTROLLER GENERAL DEFENCE FINANCE	1	1	0	0	0	0	5	5	0	1	1	0	14	13	1
DEFENCE SERVICES COMMAND & STAFF COLLEGE	0	0	0	0	0	0	0	0	0	0	0	0	1	1	0
DEPTT OF CYPHER	0	0	0	0	0	0	0	0	0	0	0	0	1	1	0
DTE GENERAL MEDICAL SERVICES	0	0	0	0	0	0	0	0	0	0	0	0	1	1	0
DTE GENERAL DEFENCE PURCHASE	0	0	0	0	0	0	0	0	0	0	0	0	1	1	0
DTE OF BD NATIONAL CADET CORPS	0	0	0	1	1	0	0	0	0	0	0	0	1	0	1
DTE OF CIVILIAN PERSONNEL (NAVAL HQ)	0	0	0	0	0	0	0	0	0	1	1	0	12	3	9
DTE OF INTER SERVICE PUB RELATION	0	0	0	0	0	0	0	0	0	0	0	0	1	1	0
DW (ARMY)	0	0	0	1	1	0	1	1	0	9	11	-2	0	0	0
DW AND CE (AIR) KURMITOLA	0	0	0	0	0	0	1	1	0	2	2	0	7	3	4
DW AND CE (NAVY)	0	0	0	0	0	0	0	0	0	2	3	-1	0	0	0
DTE OF MILITARY LANDS & CANTONMENT	0	0	0	1	1	0	2	2	0	0	0	0	9	9	0
MILITARY INST OF SCIENCE & TECHNOLOGY	0	0	0	0	0	0	30	4	26	20	0	20	0	0	0
MODC RECORDS, RAJENDRAPUR CANTT	0	0	0	0	0	0	0	0	0	0	0	0	0	0	0
NATIONAL DEFENCE COLLEGE, MIRPUR	0	0	0	0	0	0	2	2	0	0	0	0	0	0	0
OFFICE OF THE CHIEF ADMN OFFICER	0	0	0	0	0	0	2	2	0	5	5	0	18	10	8
SURVEY OF BANGLADESH	0	0	0	1	0	1	0	0	0	0	0	0	2	2	0
MINISTRY TOTAL	1	1	0	4	3	1	47	18	29	52	31	21	96	61	35

3.4 Class-I employees of the departments and directorates by grades (grade 1-5), 2021

Department/Directorates	Tk. 78000			Tk. 66000			Tk. 56000			Tk. 50000			Tk. 43000		
	Sanc.	Exist.	Vacancy	Sanc.	Exist.	Vacancy	Sanc.	Exist.	Vacancy	Sanc.	Exist.	Vacancy	Sanc.	Exist.	Vacancy
MINISTRY OF DISASTER MANAGEMENT AND RELIEF															
DEPPT OF DISASTER MANAGEMENT	0	0	0	1	1	0	0	0	0	27	20	7	2	2	0
DTE GENERAL OF RELIEF	0	0	0	1	1	0	0	0	0	0	0	0	8	7	1
MINISTRY TOTAL	0	0	0	2	2	0	0	0	0	27	20	7	10	9	1
MINISTRY OF EDUCATION															
DTE OF INSPECTION SECONDARY & HIGHER EDUCATION DIVISION	0	0	0	0	0	0	1	1	0	1	1	0	4	4	0
BUREAU OF EDU INFORM	0	0	0	1	1	0	0	0	0	3	1	2	1	0	1
SECONDARY AND HIGHER EDUCATION DIVISION															
DTE OF SECONDARY & HIGHER EDUCATION	1	1	0	0	0	0	3330	3330	0	5	6	-1	2227	2107	120
EDUCATION ENGINEERING DEPTT	0	0	0	0	0	0	3	2	1	14	11	3	0	0	0
INTERNATIONAL MOTHER LANGUAGE INSTITUTE	0	0	0	1	1	0	0	0	0	0	0	0	2	2	0
NATIONAL ACADEMY FOR EDU MANAG (NAEM)	0	0	0	1	2	-1	4	4	1	0	0	0	7	7	0
OFFICE OF THE CHIEF ACCOUNTS	0	0	0	0	0	0	0	0	0	0	0	0	1	1	0
TECHNICAL AND MADRASAH EDUCATION DIVISION															
DTE OF TECHNICAL EDUCATION	0	0	0	1	0	1	53	30	23	70	45	25	211	137	74
MINISTRY TOTAL	1	1	0	4	4	0	3391	3367	24	93	64	29	2453	2258	195
ELECTION COMMISSION SECRETARIATE															
DEPUTY ELECTION COMMISSION OFFICE	0	0	0	0	0	0	0	0	0	10	8	2	19	19	0
MINISTRY TOTAL	0	0	0	0	0	0	0	0	0	10	8	2	19	19	0
MINISTRY OF EXPATRIATES WELFARE AND OVERSEAS EMPL.															
BUREAU OF MANPOWER EMP	0	0	0	1	1	0	2	2	0	2	2	0	9	6	3
MINISTRY TOTAL	0	0	0	1	1	0	2	2	0	2	2	0	9	6	3

3.4 Class-I employees of the departments and directorates by grades (grade 1-5), 2021

Department/Directorates	Tk. 78000			Tk. 66000			Tk. 56000			Tk. 50000			Tk. 43000		
	Sanc.	Exist.	Vacancy	Sanc.	Exist.	Vacancy	Sanc.	Exist.	Vacancy	Sanc.	Exist.	Vacancy	Sanc.	Exist.	Vacancy
MINISTRY OF FINANCE															
FINANCE DIVISION															
COMMERCIAL AUDIT DIRECTORATE	0	0	0	0	0	0	1	1	0	0	0	0	1	1	0
COMPTROLLER GENERAL, DHAKA	1	1	0	3	3	0	2	2	0	10	10	0	77	75	2
CONTROLLER GENERAL OF ACCOUNTS, DHAKA	1	1	0	0	0	0	0	0	0	9	9	0	54	40	14
DEFENCE AUDIT DEPARTMENT	0	0	0	0	0	0	1	1	0	0	0	0	1	1	0
DIRECTORATE OF CIVIL AUDIT	0	0	0	0	0	0	1	2	-1	0	0	0	1	1	0
FINANCIAL MANAGEMENT ACADEMY (FIMA)	0	0	0	1	1	0	0	0	0	0	0	0	2	2	0
FOREIGN AIDED PROJECTS AUDIT DIRECTORATE	0	0	0	0	0	0	1	1	0	0	0	0	1	1	0
LOCAL & REVENUE AUDIT DIRECTORATE	0	0	0	0	0	0	1	1	0	2	2	0	0	0	0
MISSION AUDIT DIRECTORATE	0	0	0	0	0	0	1	1	0	0	0	0	1	1	0
MONITORING CELL	0	0	0	1	1	0	2	2	0	0	0	0	3	0	3
PERFORMANCE AUDIT DIRECTORATE/413	0	0	0	0	0	0	0	0	0	1	1	0	1	1	0
POST, TELEGRAPHS & TELEPHONES AUDIT DIRECTORATE	0	0	0	0	0	0	1	1	0	0	0	0	1	1	0
RAILWAY AUDIT DIRECTORATE	0	0	0	0	0	0	1	1	0	0	0	0	1	1	0
WORKS AUDIT DIRECTORATE	0	0	0	0	0	0	1	1	0	0	0	0	1	1	0
INTERNAL RESOURCES DIVISION															
CUSTOM EXCISE APPELLATE TRIBUNAL	4	4	0	5	5	0	0	0	0	0	0	0	1	1	0
DTE OF NATIONAL SAVINGS	0	0	0	1	1	0	0	0	0	0	0	0	5	2	3
NATIONAL BOARD OF REVENUE (BOARD OF ADMIN)	4	2	2	17	16	1	79	80	-1	31	29	2	317	244	73
NATIONAL BOARD OF REVENUE (EXCISE & VAT)	0	0	0	0	0	0	34	28	6	59	29	30	62	33	29
NATIONAL BOARD OF REVENUE (TAXES), DHAKA	0	0	0	0	0	0	0	0	0	0	0	0	0	0	0
TAXES APPELLATE TRIBUNAL, DHAKA	0	0	0	1	1	0	15	15	0	0	0	0	1	1	0
MINISTRY TOTAL	10	8	2	29	28	1	141	137	4	112	80	32	531	407	124

3.4 Class-I employees of the departments and directorates by grades (grade 1-5), 2021

Department/Directorates	Tk. 78000			Tk. 66000			Tk. 56000			Tk. 50000			Tk. 43000		
	Sanc.	Exist.	Vacancy	Sanc.	Exist.	Vacancy	Sanc.	Exist.	Vacancy	Sanc.	Exist.	Vacancy	Sanc.	Exist.	Vacancy
MINISTRY OF FISHERIES AND LIVESTOCK															
DEPT OF FISHERIES AND LIVESTOCK INFOR	0	0	0	0	0	0	0	0	0	2	2	0	0	0	0
DEPT OF FISHERIES	1	1	0	0	0	0	9	0	9	28	24	4	154	137	17
DEPT OF LIVESTOCK SERVICES	1	1	0	0	0	0	56	25	31	16	1	15	394	180	214
MINISTRY TOTAL	2	2	0	0	0	0	65	25	40	46	27	19	548	317	231
MINISTRY OF FOOD															
DIRECTOR GENERAL OF FOOD	0	0	0	2	1	1	1	1	0	8	8	0	23	19	4
MINISTRY TOTAL	0	0	0	2	1	1	1	1	0	8	8	0	23	19	4
MINISTRY OF FOREIGN AFFAIRS															
STATE GUEST HOUSE PADMA, MEGHNA, SUGANDHA	0	0	0	0	0	0	0	0	0	0	0	0	0	0	0
MINISTRY TOTAL	0	0	0	0	0	0	0	0	0	0	0	0	0	0	0
MINISTRY OF HEALTH AND FAMILY WELFARE															
DIRECTORATE OF NURSING	0	0	0	0	0	0	1	1	0	11	5	6	15	0	15
DTE GENERAL OF HEALTH SERVICES (DGHS)	1	1	0	5	4	1	897	504	393	1433	1045	388	1044	929	115
DTE OF DRUG ADMIN DHAKA CTG	1	1	0	0	0	0	11	0	11	0	0	0	28	11	17
HEALTH SERVICES DIVISION															
65 CIVIL SURGEON OFFICE	0	0	0	0	0	0	0	0	0	0	0	0	181	175	6
CENT SKIN H CENT CTG	0	0	0	0	0	0	0	0	0	0	0	0	1	1	0
CONSTRUCTION MANAGEMENT UNIT	0	0	0	0	0	0	1	1	0	3	3	0	0	0	0
HEALTH ENGINEERING DEPARMENT (HED)	0	0	0	1	1	0	1	1	0	11	10	1	1	1	0
NATIONAL ELECTRO MED EQUIPMENT W/SHOP CENT	0	0	0	0	0	0	0	0	0	1	1	0	0	0	0
NATIONAL INST OF MENTAL HEALTH, DHAKA	0	0	0	0	0	0	7	1	6	11	9	2	0	0	0
NATIONAL INST OF OPHTHALMOLOGY & HOSPITAL, DHAKA	0	0	0	0	0	0	13	13	0	23	10	13	1	1	0

3.4 Class-I employees of the departments and directorates by grades (grade 1-5), 2021

Department/Directorates	Tk. 78000			Tk. 66000			Tk. 56000			Tk. 50000			Tk. 43000		
	Sanc.	Exist.	Vacancy	Sanc.	Exist.	Vacancy	Sanc.	Exist.	Vacancy	Sanc.	Exist.	Vacancy	Sanc.	Exist.	Vacancy
MINISTRY OF HEALTH AND FAMILY WELFARE															
NATIONAL INST OF PRE SOCIAL MEDICAL	0	0	0	1	1	0	12	3	9	16	2	14	0	0	0
NATIONAL INST OF TRAUMATOLOGY & ORTHO REHAB (NITOR)	0	0	0	0	0	0	33	34	-1	71	24	47	30	2	28
SHAHID SHOHRAWARDI HOSP HOSPITAL	0	0	0	0	0	0	4	4	0	1	1	0	6	6	0
TRANSPORT & EQUIP MAINT ORG (TEMO)	0	0	0	0	0	0	0	0	0	0	0	0	0	0	0
MIDICAL EDU. & FAMILLY WELFARE DIVISION															
DEPTT OF FAMILLY PLANNING	0	0	0	1	1	0	0	0	0	21	1	20	90	62	28
INST OF PUBLIC HEALTH	0	0	0	0	0	0	1	1	0	4	3	1	8	7	1
NATIONAL INS OF CARDIO VASCULAR DISEASES	0	0	0	0	0	0	28	18	10	38	20	18	21	2	19
NIPORT	0	0	0	1	1	0	3	3	0	0	0	0	1	1	0
MINISTRY TOTAL	2	2	0	9	8	1	1012	584	428	1644	1134	510	1427	1198	229
MINISTRY OF HOME AFFAIRS															
PUBLIC SECURITY DIVISION															
ANSAR AND V D P DEPTT	1	1	0	2	2	0	0	0	0	12	6	6	68	45	23
BANGLADESH COAST GUARD	1	1	0	1	1	0	8	6	2	27	11	16	73	24	49
INVESTIGATION AGENCY	2	1	1	1	0	1	0	1	0	0	0	0	0	0	0
INVESTIGATION AGENCY-ICT BD	6	14	-8	1	1	0	1	1	0	0	0	0	0	0	0
SECURITY SERVICES DIVISION															
BORDER GUARD BANGLADESH	0	0	0	0	0	0	0	0	0	1	0	1	13	5	8
DEPTT OF FIRE SERVICES DEFENCE	0	0	0	0	0	0	1	1	0	0	0	0	3	3	0
DEPTT OF IMMIGRATION	0	0	0	1	1	0	2	1	1	9	9	0	0	0	0
DEPTT OF NARCOTICS CONTROL	0	0	0	1	1	0	2	2	0	5	3	2	19	9	10
DIRECTORATE OF PRISONS	0	0	0	1	1	0	0	0	0	2	1	1	9	9	0
NATIONAL TELECOMMUNICATION MONITORING CENTRE	0	0	0	1	2	-1	1	1	0	3	1	2	3	2	1
POLICE DIRECTORATE	2	2	0	83	77	6	16	19	-3	124	93	31	723	695	28
MINISTRY TOTAL	12	19	-7	92	87	5	32	31	1	183	124	59	911	792	119

3.4 Class-I employees of the departments and directorates by grades (grade 1-5), 2021

Department/Directorates	Tk. 78000			Tk. 66000			Tk. 56000			Tk. 50000			Tk. 43000		
	Sanc.	Exist.	Vacancy	Sanc.	Exist.	Vacancy	Sanc.	Exist.	Vacancy	Sanc.	Exist.	Vacancy	Sanc.	Exist.	Vacancy
MINISTRY OF HOUSING AND PUBLIC WORKS															
COMMISSIONER OFFICE SETTLEMENT	0	0	0	0	0	0	0	0	0	3	3	0	8	6	2
DEPTT OF ARCHITECTURE	0	0	0	1	0	1	2	1	1	14	6	8	42	28	14
DTE OF GOVT ACCOMODATION	0	0	0	0	0	0	0	0	0	0	0	0	1	1	0
DTE OF INTERNAL AUDIT	0	0	0	0	0	0	0	0	0	0	0	0	1	1	0
DTE OF URBAN DEVELOPMENT	0	0	0	1	0	1	0	0	0	2	2	0	0	1	-1
PUBLIC WORKS DEPTT	1	1	0	0	0	0	16	16	1	47	46	1	162	157	5
MINISTRY TOTAL	1	1	0	2	0	2	18	17	1	66	57	9	214	194	20
MINISTRY OF INDUSTRIES															
BOILER INSPECTION OFFICE	0	0	0	0	0	0	0	0	0	0	0	0	1	1	0
NATIONAL PRODUCTIVITY ORGANISATION	0	0	0	0	0	0	1	1	0	0	0	0	0	0	0
PATENTS, DESIGN MARKS OFFICE	0	0	0	1	0	1	0	0	0	0	0	0	4	4	0
MINISTRY TOTAL	0	0	0	1	0	1	1	1	0	0	0	0	5	5	0
MINISTRY OF INFORMATION															
BANGLADESH FLIM ARCHIVES	0	0	0	0	0	0	1	2	-1	0	0	0	1	1	0
DEPTT OF FILMS	0	0	0	1	1	0	0	0	0	0	0	0	5	5	0
DEPTT OF MASS COMMUNICATION	0	0	0	1	1	0	0	0	0	0	0	0	11	8	3
FILM CENSOR BOARD	1	1	0	0	0	0	0	0	0	1	1	0	0	0	0
NATIONAL BROAD AUTH (BD BETER)	1	1	0	2	2	0	2	2	0	37	32	5	108	98	10
NATIONAL BROADCASTING AUTH (BD TELEVISION)	1	1	0	0	0	0	3	2	1	18	13	5	51	40	11
NATIONAL INST OF MASS COMMUNICATION	0	0	0	1	1	0	1	1	0	3	5	-2	0	0	0
PRESS INFORMATION DEPTT	0	0	0	1	1	0	2	2	0	4	3	1	21	10	11
MINISTRY TOTAL	3	3	0	6	6	0	9	9	0	63	54	9	197	162	35
MINISTRY OF JUTE AND TEXTILE															
DEPTT OF TEXTILE	0	0	0	1	1	0	10	1	9	0	0	0	22	9	13
DIRECTORATE OF JUTE	0	0	0	1	1	0	2	2	0	0	0	0	0	0	0
MINISTRY TOTAL	0	0	0	2	2	0	12	3	9	0	0	0	22	9	13

3.4 Class-I employees of the departments and directorates by grades (grade 1-5), 2021

Department/Directorates	Tk. 78000			Tk. 66000			Tk. 56000			Tk. 50000			Tk. 43000		
	Sanc.	Exist.	Vacancy	Sanc.	Exist.	Vacancy	Sanc.	Exist.	Vacancy	Sanc.	Exist.	Vacancy	Sanc.	Exist.	Vacancy
MINISTRY OF LABOUR AND EMPLOYMENT															
DEPARTMENT OF INSPECTION FOR FACTORIES	0	0	0	1	1	0	1	1	0	0	0	0	4	4	0
DTE OF LABOUR	0	0	0	1	1	0	1	1	0	0	0	0	0	0	0
LABOUR APPELATE TRIBUNAL															
LABOUR COURT	11	11	0	0	0	0	0	0	0	0	0	0	0	0	0
MINIMUM WAGES BOARD	0	0	0	0	0	0	1	1	0	0	0	0	0	0	0
NSDC SECRETARIAT	0	0	0	0	0	0	1	1	0	2	2	0	4	4	0
MINISTRY TOTAL	11	11	0	2	2	0	4	4	0	2	2	0	8	8	0
MINISTRY OF LAND															
BOARD OF LAND APPEAL	0	0	0	3	3	0	0	0	0	1	1	0	3	3	0
CONTROLLER OF ACCOUNTS (REV)	0	0	0	0	0	0	0	0	0	0	0	0	0	0	0
DEPTT OF LAND RECORDS	0	0	0	1	1	0	3	3	0	0	0	0	60	29	31
LAND ADMINISTRATION TRNG CENTRE	0	0	0	0	0	0	1	1	0	2	1	1	1	0	1
LAND REFORMS BOARD	1	1	0	2	2	0	0	0	0	11	8	3	0	0	0
MINISTRY TOTAL	1	1	0	6	6	0	4	4	0	14	10	4	64	32	32
MINISTRY OF LAW JUSTICE AND PAR AFFAIRS															
LAW & JUSTICE DIVISION															
ADMIN GEN, OFF TRUSTEE & OFF RECEIVER OFFICE	0	0	0	0	0	0	1	0	1	0	0	0	0	0	0
ADMINISTRATIVE TRIBUNAL	0	0	0	0	0	0	4	4	0	0	0	0	1	1	0
ADMIN APPELLATE TRIBUNAL	0	0	0	2	2	0	0	0	0	0	0	0	1	1	0
ANTI-TERRORISM ADDITIONAL TRIBUNAL	0	0	0	0	0	0	0	0	0	0	0	0	0	0	0
BABGLADESH BAR COUNCIL	0	0	0	1	1	0	1	1	0	0	0	0	0	0	0
BANGLADESH JUDICIAL SERVICE COMMISSION SECTT	1	1	0	4	3	1	0	0	0	0	0	0	2	2	0
BANGLADESH LAW COMMISSION	0	0	0	0	0	0	0	0	0	2	1	1	4	2	2
DEPARTMENT OF REGISTRATION	1	1	0	0	0	0	0	0	0	0	0	0	1	0	1

3.4 Class-I employees of the departments and directorates by grades (grade 1-5), 2021

Department/Directorates	TK. 78000			TK. 66000			TK. 56500			TK. 50000			TK. 43000		
	Sanc.	Exist.	Vacancy	Sanc.	Exist.	Vacancy	Sanc.	Exist.	Vacancy	Sanc.	Exist.	Vacancy	Sanc.	Exist.	Vacancy
MINISTRY OF LAW, JUSTICE AND PAR AFFAIRS															
LAW & JUSTICE DIVISION															
DRUTHO BICHAR TRIBUNAL	0	0	0	5	5	0	0	0	0	0	0	0	0	0	0
INTERNATIONAL CRIMES TRIBUNAL (ICT-BD), DHAKA	1	1	0	0	0	0	0	0	0	2	1	1	3	3	0
JANA NIRAPATTA BIGNAKARI APORADH DAMAN TRIBUNAL	0	0	0	6	6	0	0	0	0	0	0	0	0	0	0
JUDICIAL ADMINISTRATION TRAINING INSTITUE	3	3	0	0	0	0	0	0	0	0	0	0	3	4	-1
LAND SURVEY TRIBUNAL, TANGAIL	0	0	0	0	0	0	1	1	0	0	0	0	0	0	0
LOWER COURT OF LAW AND JUSTICE DIVISION	0	0	0	401	340	61	88	42	46	40	39	1	1122	726	396
LAND SURVEY TRIBUNAL, FARIDPUR	0	0	0	0	0	0	1	0	1	0	0	0	0	0	0
LAND SURVEY TRIBUNAL, JESSORE	0	0	0	0	0	0	1	1	0	0	0	0	0	0	0
LAND SURVEY TRIBUNAL, NOAKHALI	0	0	0	0	0	0	1	1	0	0	0	0	0	0	0
LAND SURVEY TRIBUNAL, PABNA	0	0	0	0	0	0	1	1	0	0	0	0	0	0	0
NARI-O-SHISHU NIRJATAN DAMAN TRIBUNAL	0	0	0	29	27	2	0	0	0	0	0	0	0	0	0
NATIONAL LEGAL AID SERVICES ORGANISATION	1	1	0	0	0	0	0	0	0	0	0	0	2	2	0
OFFICE OF THE ATTORNEY GENERAL	0	0	0	0	0	0	0	0	0	0	0	0	0	0	0
OFFICE OF THE ENVIRONMENT COURT, DHAKA	0	0	0	2	2	0	0	0	0	0	0	0	0	0	0
SUPREME COURT APPELATE. DIV	0	0	0	1	1	0	0	0	0	0	0	0	0	0	0
SUPREME COURT HIGH COURT. DIV	0	0	0	0	0	0	0	0	0	0	0	0	1	1	0
MINISTRY TOTAL	7	7	0	451	387	64	99	51	48	44	41	3	1140	742	398

3.4 Class-I employees of the departments and directorates by grades (grade 1-5), 2021

Department/Directorates	TK. 78000			TK. 66000			TK. 56500			TK. 50000			TK. 43000		
	Sanc.	Exist.	Vacancy	Sanc.	Exist.	Vacancy	Sanc.	Exist.	Vacancy	Sanc.	Exist.	Vacancy	Sanc.	Exist.	Vacancy
MINISTRY OF LGRD AND CO-OPERATIVE															
LOCAL GOVERNMENT DIVISION															
DHAKA MOSQUITO CONTROL	0	0	0	0	0	0	0	0	0	0	0	0	1	1	0
LOCAL GOVT ENGINEERING DEPARTMENT	1	1	0	0	0	0	15	15	0	36	34	2	182	177	5
NATIONAL INSTITUTE OF LOCAL GOVERNMENT (NILG)	0	0	0	1	1	0	0	0	0	4	4	0	4	4	0
PUBLIC HEALTH ENGINEERING DEPTT	1	0	1	0	0	0	3	0	3	15	9	6	91	12	79
RURAL DEVELOPMENT AND CO-OPERATIVE DIVISION															
DEPTT OF CO-OPERATIVES	0	0	0	1	1	0	0	0	0	5	2	3	19	19	6
MINISTRY TOTAL	2	1	1	2	2	0	18	15	3	60	49	11	297	213	84
MINISTRY OF POST TELECOM & INFORMATION TECH															
INFORMATION & COMMUNICATION TECH DIV															
INFORMATION & COMMUNICATION TECH DTE	0	0	0	3	3	0	3	3	0	9	6	3	12	9	3
INFORMATION & COMMUNICATION DIRECTORATE	0	0	0	1	1	0	2	1	1	2	2	0	0	0	0
POST & TELECOMMUNICATION DIVISION															
BANGLADESH POST OFFICE	0	0	0	1	0	1	13	10	3	12	11	1	19	15	4
BD TELECOMMUNICATION REGULATORY COMMISSION	0	0	0	0	0	0	5	5	0	10	5	5	27	8	19
MINISTRY TOTAL	0	0	0	5	4	1	23	19	4	33	24	9	58	32	26
MINISTRY OF ENVIRONMENT, FOREST AND CLIMATE CHANGE															
BANGLADESH NATIONAL HERBARIUM															
BANGLADESH NATIONAL HERBARIUM	0	0	0	0	0	0	1	0	1	3	1	2	0	0	0
BD FOREST RESEARCH INST CTG	0	0	0	1	0	1	2	0	2	18	5	13	0	0	0
DEPTT OF FOREST	1	1	0	0	0	0	4	0	4	11	9	2	68	16	52
ENVIRONMENT DEPTT	1	1	0	0	0	0	1	1	0	23	21	2	0	0	0
MINISTRY TOTAL	2	2	0	1	0	1	8	1	7	55	36	19	68	16	52

3.4 Class-I employees of the departments and directorates by grades (grade 1-5), 2021

Department/Directorates	TK. 78000			TK. 66000			TK. 56500			TK. 50000			TK. 43000		
	Sanc.	Exist.	Vacancy	Sanc.	Exist.	Vacancy	Sanc.	Exist.	Vacancy	Sanc.	Exist.	Vacancy	Sanc.	Exist.	Vacancy
MINISTRY OF PUBLIC ADMINISTRATION															
BANGLADESH EMPLOYEES WELFARE BOARD	1	1	0	1	1	0	0	0	0	0	0	0	11	9	2
BD CIVIL SERVICES (ADMN) ACADEMY	1	1	0	2	2	0	6	6	0	0	0	0	6	5	1
DEPTT OF PRINTING, STATIONARY, FORMS	0	0	0	1	1	0	0	0	0	0	0	0	7	7	0
DEPTT OF GOVT. TRANSPORT	0	0	0	1	1	0	0	0	0	1	1	0	1	3	-2
OFFICE OF THE CHIEF ACCOUNTS OFFICER	0	0	0	0	0	0	0	0	0	0	0	0	4	2	2
SARKARI KARMACHARI HOSPITAL DHAKA	0	0	0	0	0	0	0	0	0	2	2	0	16	8	8
MINISTRY TOTAL	2	2	0	5	5	0	6	6	0	3	3	0	45	34	11
MINISTRY OF RAILWAYS															
BANGLADESH RAILWAY	1	1	0	7	7	0	29	25	4	55	51	4	106	93	13
RAILWAY INSPECTION DEPTT	0	0	0	0	0	0	1	1	0	0	0	0	0	0	0
MINISTRY TOTAL	1	1	0	7	7	0	30	26	4	55	51	4	106	93	13
MINISTRY OF ROAD TRANSPORT AND BRIDGES															
BRIDGE DIVISION															
BANGLADESH BRIDGE AUTHORITY	1	1	0	0	0	0	5	4	1	14	13	1	0	0	0
ROAD TRANSPORT AND HIGHWAYS DIVISION															
BD ROAD TRANSPORT AUTHORITY	0	0	0	1	1	0	0	0	0	7	4	3	0	0	0
ROADS DEPTT	1	1	0	0	0	0	16	8	8	53	41	12	114	108	6
MINISTRIAL TOTAL	2	2	0	1	1	0	21	12	9	74	58	16	114	108	6
MINISTRY OF PLANNING															
STATISTICS & INFORMATICS DIVISION															
BANGLADESH BUREAU OF STATISTICS	0	0	0	1	1	0	1	0	1	10	11	-1	21	18	3
MINISTRY TOTAL	0	0	0	1	1	0	1	0	1	10	11	-1	21	18	3

3.4 Class-I employees of the departments and directorates by grades (grade 1-5), 2021

Department/Directorates	TK. 78000			TK. 66000			TK. 56500			TK. 50000			TK. 43000		
	Sanc.	Exist.	Vacancy	Sanc.	Exist.	Vacancy	Sanc.	Exist.	Vacancy	Sanc.	Exist.	Vacancy	Sanc.	Exist.	Vacancy
MINISTRY OF POWER ENERGY AND MIN RESOURCES															
ENERGY AND MIN RESOURCES DIV															
BANGLADESH PETROLEUM INSTITUTE	0	0	0	1	1	0	0	0	0	2	0	2	1	1	0
BUREAU OF MINERAL DEVELOPMENT	0	0	0	0	0	0	1	1	0	0	0	0	2	0	2
DEPTT OF EXPLOSIVES	0	0	0	0	0	0	0	0	0	0	0	0	1	1	0
GEOLOGICAL SURVEY OF BANGLADESH	0	0	0	1	0	1	2	0	2	17	16	1	0	0	0
POWER DIVISION															
BANGLADESH ENERGY REGULATORY COMISSION	0	0	0	0	0	0	5	4	1	0	0	0	0	0	0
ELEC ADV ELEC INSPECTOR	0	0	0	0	0	0	1	1	0	0	0	0	0	0	0
ENERGY AUDIT CELL	0	0	0	0	0	0	2	0	2	4	0	4	0	0	0
HYDROCARBON UNIT	0	0	0	0	0	0	1	1	0	0	0	0	2	1	1
POWER CELL	0	0	0	1	1	0	0	0	0	4	4	0	5	4	1
MINISTRY TOTAL	0	0	0	3	2	1	12	7	5	27	20	7	11	7	4
MINISTRY OF PRIMARY AND MASS EDUCATION															
COMPULSORY PRIMARY EDN IMPL UNIT	0	0	0	1	1	0	0	0	0	10	5	5	0	0	0
DIRECTORATE OF NON-FORMAL EDUCATION	0	0	0	1	1	0	2	1	1	3	3	0	1	1	0
DTE OF PRIMARY EDUCATION	1	1	0	0	0	0	6	6	0	2	1	1	17	16	1
NATIONAL ACADEMY FOR PRIMARY EDUCATION, MYMENSINGH	0	0	0	0	0	0	0	0	0	1	1	0	8	6	2
MINISTRY TOTAL	1	1	0	2	2	0	8	7	1	16	10	6	26	23	3
PRIME MINISTER'S OFFICE															
BOARD OF INVESTMENT	1	1	0	6	3	3	0	0	0	0	0	0	17	11	6
BUREAU OF NGO AFFAIRS	0	0	0	0	0	0	1	1	0	0	0	0	5	2	3
NATIONAL SECURITY INTELLIGENCE	1	1	0	10	10	0	0	0	0	16	14	2	494	253	241
SPECIAL SECURITY FORCE	0	0	0	0	0	0	0	0	0	0	0	0	0	0	0
MINISTRY TOTAL	2	2	0	16	13	3	1	1	0	16	14	2	516	266	250

3.4 Class-I employees of the departments and directorates by grades (grade 1-5), 2021

Department/Directorates	TK. 78000			TK. 66000			TK. 56500			TK. 50000			TK. 43000		
	Sanc.	Exist.	Vacancy	Sanc.	Exist.	Vacancy	Sanc.	Exist.	Vacancy	Sanc.	Exist.	Vacancy	Sanc.	Exist.	Vacancy
MINISTRY OF RELIGIOUS AFFAIRS															
BANGLADESH HAJJ MISSION, MAKKAH AL-MUKARAMAH, K. S	0	0	0	0	0	0	0	0	0	1	1	0	0	0	0
CONSUL GEN OF BD JEDDAH (HAJJ)	0	0	0	0	0	0	1	1	0	0	0	0	1	1	0
HAJJ OFFICE DHAKA	0	0	0	0	0	0	0	0	0	1	1	0	0	0	0
MINISTRY TOTAL	0	0	0	0	0	0	1	1	0	2	2	0	1	1	0
MINISTRY OF SCIENCE AND TECHNOLOGY															
NATIONAL MUSEUM OF SCI	0	0	0	0	0	0	1	1	0	1	1	0	1	1	0
MINISTRY TOTAL	0	0	0	0	0	0	1	1	0	1	1	0	1	1	0
MINISTRY OF SHIPPING															
DEEP SEA PORT CELL	0	0	0	0	0	0	0	0	0	1	1	0	0	0	0
DEPTT OF SHIPPING OF INLAND SHIPS	0	0	0	1	1	0	2	2	0	6	3	3	1	1	0
DTE OF SEAMEN WEL CTG	0	0	0	0	0	0	0	0	0	0	0	0	1	1	0
ENGG OFFICE DHAKA	0	0	0	0	0	0	0	0	0	0	0	0	1	1	0
ENGG OFFICE NGN.	0	0	0	0	0	0	0	0	0	0	0	0	1	1	0
ENGG AND SHIP SURVEY OFFICE, KHULNA	0	0	0	0	0	0	0	0	0	1	1	0	0	0	0
GOVT SHIPPING OFFICE CTG	0	0	0	0	0	0	0	0	0	0	0	0	0	0	0
MARINE ACADEMY CHITTAGONG	0	0	0	0	0	0	1	1	0	11	6	5	11	6	5
MERCANTILE MARINE DEPT CTG	0	0	0	0	0	0	1	1	0	4	2	2	0	0	0
NATIONAL MARITIME INSTITUTE, CTG	0	0	0	0	0	0	0	0	0	0	0	0	1	1	0
SEMENS TRAINING CENTER CTG	0	0	0	0	0	0	0	0	0	0	0	0	1	1	0
MINISTRY TOTAL	0	0	0	1	1	0	4	4	0	23	13	10	17	12	5

3.4 Class-I employees of the departments and directorates by grades (grade 1-5), 2021

Department/Directorates	TK. 78000			TK. 66000			TK. 56500			TK. 50000			TK. 43000		
	Sanc.	Exist.	Vacancy	Sanc.	Exist.	Vacancy	Sanc.	Exist.	Vacancy	Sanc.	Exist.	Vacancy	Sanc.	Exist.	Vacancy
MINISTRY OF SOCIAL WELFARE															
DEPTT OF SOCIAL SERVICES	0	0	0	1	1	0	0	0	0	12	8	4	17	16	1
MINISTRY TOTAL	0	0	0	1	1	0	0	0	0	12	8	4	17	16	1
MINISTRY OF WOMEN AND CHILDREN															
DEPTT OF WOMENS AFFAIRS	0	0	0	0	0	0	1	1	0	1	1	0	2	1	1
MINISTRY TOTAL	0	0	0	0	0	0	1	1	0	1	1	0	2	1	1
MINISTRY OF YOUTH AND SPORTS															
BARISAL DIVISIONAL EDUCATION COLLEGE	0	0	0	0	0	0	0	0	0	1	1	0	1	1	0
CHITTAGONG DIVISIONAL EDUCATION COLLEGE	0	0	0	0	0	0	0	0	0	1	1	0	0	0	0
DEPTT OF YOUTH DEVELOPMENT	0	0	0	0	0	0	1	1	0	0	0	0	6	4	2
DHAKA PHYSICAL EDUCATION COLLEGE	0	0	0	0	0	0	0	0	0	1	1	0	0	0	0
DISTRICT SPORTS OFFICE	0	0	0	0	0	0	0	0	0	0	0	0	0	0	0
DTE OF SPORTS	0	0	0	0	0	0	0	0	0	7	5	2	0	0	0
KHULNA DIVISIONAL EDUCATION COLLEGE	0	0	0	0	0	0	0	0	0	1	1	0	0	0	0
MYMENSINGH PHYSICAL EDUCATION COLLEGE	0	0	0	0	0	0	0	0	0	1	1	0	0	0	0
RAJSHAHI PHYSICAL COLLEGE	0	0	0	0	0	0	0	0	0	1	1	0	0	0	0
MINISTRY TOTAL	0	0	0	0	0	0	1	1	0	13	11	2	7	5	2
GRAND TOTAL	65	69	-4	674	589	85	5044	4397	647	2873	2007	866	9422	7435	1987

3.5 Class-I employees of the departments and directorates by grades (grade 6-9 and fixed grade), 2021

DEPARTMENT/DIRECTORATE	Tk. 35500			Tk. 29000			Tk. 23000			Tk. 22000			FIXED			TOTAL		
	Sanc.	Exist.	Vacancy	Sanc.	Exist.	Vacancy	Sanc.	Exist.	Vacancy	Sanc.	Exist.	Vacancy	Sanc.	Exist.	Vacancy	Sanc.	Exist.	Vacancy
MINISTRY OF AGRICULTURE																		
AGRI INFORMATION SERVICE	3	3	0	7	7	0	0	0	0	10	9	1	0	0	0	23	22	1
COTTON DEV BOARD	35	25	10	0	0	0	0	0	0	67	32	35	0	0	0	115	64	51
DEPTT OF AGRI EXTENSION	2363	1413	950	0	0	0	0	0	0	184	153	31	0	0	0	2917	1880	1037
DEPTT OF AGRI MARKETING	57	13	44	4	2	2	0	0	0	62	17	45	0	0	0	139	42	97
SEED CERTIFICATION AGENCY	4	6	-2	2	2	0	0	0	0	157	52	105	0	0	0	252	118	134
SOIL RESOURCES DEV INSTITUTE	122	58	64	0	0	0	0	0	0	204	84	120	0	0	0	420	161	259
MINISTRY TOTAL	2584	1518	1066	13	11	2	0	0	0	684	347	337	0	0	0	3866	2287	1579
MINISTRY OF COMMERCE																		
DTE OF CONSUMER RIGHTS	0	0	0	0	0	0	0	0	0	87	64	23	0	0	0	101	76	25
OFFICE OF THE CHIEF CONT OF IMP AND EXP	5	3	2	0	0	0	0	0	0	11	12	-1	0	0	0	23	18	5
REGISTRAR OF JOINT STOCK CO.S	4	4	0	0	0	0	0	0	0	9	7	2	0	0	0	15	13	2
MINISTRY TOTAL	9	7	2	0	0	0	0	0	0	107	83	24	0	0	0	139	107	32
MINISTRY OF CULTURAL AFFAIRS																		
COPY RIGHT OFFICE DHAKA	0	0	0	0	0	0	0	0	0	3	1	2	0	0	0	5	3	2
DEPTT OF ARCHAEOLOGY	11	9	2	0	0	0	11	7	4	23	16	7	0	0	0	47	33	14
DEPTT OF PUBLIC LIBRARY	21	0	21	0	0	0	0	0	0	67	46	21	0	0	0	105	53	52
DTE OF ARCHIVES	4	1	3	0	0	0	0	0	0	13	8	5	0	0	0	20	11	9
MINISTRY TOTAL	36	10	26	0	0	0	11	7	4	106	70	35	0	0	0	177	100	77

3.5 Class-I employees of the departments and directorates by grades (grade 6-9 and fixed grade), 2021

DEPARTMENT/DIRECTORATE	Tk. 35500			Tk. 29000			Tk. 23000			Tk. 22000			FIXED			TOTAL		
	Sanc.	Exist.	Vacancy	Sanc.	Exist.	Vacancy	Sanc.	Exist.	Vacancy	Sanc.	Exist.	Vacancy	Sanc.	Exist.	Vacancy	Sanc.	Exist.	Vacancy
MINISTRY OF DEFENCE																		
A F I P , DHAKA CANT.	0	0	0	0	0	0	0	0	0	3	0	3	0	0	0	3	0	3
AHQ, AGS BR (PA DTE)	12	1	11	0	0	0	0	0	0	60	14	46	0	0	0	74	15	59
AHQ, E IN C'S BR. WORKS DTE	22	16	6	0	0	0	0	0	0	66	27	39	0	0	0	97	48	49
ARMED FORCES FOOD & DRUGS LAB	1	0	1	0	0	0	0	0	0	0	0	0	0	0	0	2	0	2
ARMED FORCES MEDICAL COLLEGE	0	0	0	0	0	0	0	0	0	1	0	1	0	0	0	1	0	1
ARMED FORCES MEDICAL INSTITUTE, DHAKA CANT.	0	0	0	0	0	0	0	0	0	6	1	5	0	0	0	6	1	5
ARMED FORCES MEDICAL STORES DEPOT DHAKA CANT.	0	0	0	0	0	0	0	0	0	2	2	0	0	0	0	2	2	0
BANGLADESH AIR FORCE	4	2	2	0	0	0	0	0	0	1	0	1	0	0	0	8	4	4
BANGLADESH METEOROLOGICAL DEPTT	12	10	2	51	46	5	0	0	0	76	33	43	0	0	0	147	94	53
BANGLADESH ORDINANCE FACTORIES	13	7	6	0	0	0	20	11	9	33	24	9	0	0	0	72	45	27
BD ARMED SERVICES BOARD (BASB)	0	0	0	0	0	0	0	0	0	0	0	0	0	0	0	15	10	5
CONTROLLER GENERAL DEFENCE FINANCE	31	28	3	0	0	0	0	0	0	64	64	0	0	0	0	116	112	4
DEFENCE SERVICES COMMAND & STAFF COLLEGE	1	1	0	0	0	0	0	0	0	1	0	1	0	0	0	3	2	1
DEPTT OF CYPHER	5	3	2	0	0	0	0	0	0	4	4	0	0	0	0	10	8	2
DTE GENERAL MEDICAL SERVICES	1	1	0	0	0	0	0	0	0	13	7	6	0	0	0	15	9	6

3.5 Class-I employees of the departments and directorates by grades (grade 6-9 and fixed grade), 2021

DEPARTMENT/DIRECTORATE	Tk. 35500			Tk. 29000			Tk. 23000			Tk. 22000			FIXED			TOTAL		
	Sanc.	Exist.	Vacancy	Sanc.	Exist.	Vacancy	Sanc.	Exist.	Vacancy	Sanc.	Exist.	Vacancy	Sanc.	Exist.	Vacancy	Sanc.	Exist.	Vacancy
MINISTRY OF DEFENCE																		
DTE GENERAL DEFENCE PURCHASE	1	1	0	0	0	0	0	0	0	0	0	0	0	0	0	2	2	0
DTE OF BD NATIONAL CADET CORPS	0	0	0	0	0	0	0	0	0	1	0	1	0	0	0	3	1	2
DTE OF CIVILIAN PERSONNEL (NAVAL HQ)	5	2	3	20	8	12	0	0	0	50	45	5	0	0	0	88	59	29
DTE OF INTER SERVICE PUB RELATION	0	0	0	0	0	0	0	0	0	5	5	0	0	0	0	6	6	0
DW (ARMY)	23	25	-2	31	12	19	0	0	0	34	17	17	0	0	0	99	67	32
DW AND CE (AIR) KURMITOLA	0	0	0	13	6	7	0	0	0	0	0	0	0	0	0	23	12	11
DW AND CE (NAVY)	12	8	4	31	17	14	0	0	0	3	4	-1	0	0	0	48	32	16
DTE OF MILITARY LANDS & CANTONMENT	19	15	4	0	0	0	0	0	0	5	0	5	0	0	0	36	27	9
MILITARY INST OF SCIENCE & TECHNOLOGY	32	14	18	0	0	0	0	0	0	48	9	39	0	0	0	130	27	103
MODC RECORDS, RAJENDRAPUR CANTT	0	0	0	0	0	0	0	0	0	0	0	0	0	0	0	0	0	0
NATIONAL DEFENCE COLLEGE, MIRPUR	2	0	2	1	1	0	0	0	0	1	0	1	0	0	0	6	3	3
OFFICE OF THE CHIEF ADMN OFFICER	68	49	19	0	0	0	0	0	0	78	57	21	0	0	0	171	123	48
SURVEY OF BANGLADESH	12	4	8	0	0	0	0	0	0	23	10	13	0	0	0	38	16	22
MINISTRY TOTAL	276	187	89	147	90	57	20	11	9	578	323	255	0	0	0	1221	725	496

3.5 Class-I employees of the departments and directorates by grades (grade 6-9 and fixed grade), 2021

DEPARTMENT/DIRECTORATE	Tk. 35500			Tk. 29000			Tk. 23000			Tk. 22000			FIXED			TOTAL		
	Sanc.	Exist.	Vacancy	Sanc.	Exist.	Vacancy	Sanc.	Exist.	Vacancy	Sanc.	Exist.	Vacancy	Sanc.	Exist.	Vacancy	Sanc.	Exist.	Vacancy
MINISTRY OF DISASTER MANAGEMENT AND RELIEF																		
DEPTT OF DISASTER MANAGEMENT	6	2	4	70	52	18	0	0	0	214	149	65	0	0	0	320	226	94
DTE GENERAL OF RELIEF	23	17	6	68	47	21	0	0	0	219	204	15	0	0	0	319	276	43
MINISTRY TOTAL	29	19	10	138	99	39	0	0	0	433	353	80	0	0	0	639	502	137
MINISTRY OF EDUCATION																		
DTE OF INSPECTION	12	8	4	12	8	4	0	0	0	5	3	2	0	0	0	35	25	10
SECONDARY AND HIGHER EDUCATION DIVISION																		
BUREAU OF EDU INFORM	9	7	2	0	0	0	0	0	0	143	72	71	0	0	0	157	81	76
DTE OF SECONDARY & HIGHER EDUCATION	6509	12979	-6470	0	0	0	0	0	0	9614	9423	191	0	0	0	21686	27846	-6160
EDUCATION ENGINEERING DEPTT	82	35	47	0	0	0	0	0	0	318	183	135	0	0	0	417	231	186
INTERNATIONAL MOTHER LANGUAGE INSTITUTE	4	4	0	0	0	0	0	0	0	10	0	10	0	0	0	17	7	10
NATIONAL ACADEMY FOR EDU MANAG (NAEM)	17	15	2	0	0	0	0	0	0	33	28	5	0	0	0	62	56	6
OFFICE OF THE CHIEF ACCOUNTS	1	1	0	0	0	0	0	0	0	3	3	0	0	0	0	5	5	0
TECHNICAL AND MADRASAH EDUCATION DIVISION																		
DTE OF TECHNICAL EDUACTION	2782	2013	769	0	0	0	0	0	0	1386	806	580	0	0	0	4503	3031	1472
MINISTRY TOTAL	9416	15062	-5646	12	8	4	0	0	0	11512	10518	994	0	0	0	26882	31282	-4400
ELECTION COMMISSION SECRETARIATE																		
DEPUTY ELECTION COMMISSION OFFICE	65	45	20	0	0	0	0	0	0	600	385	215	0	0	0	694	457	237
MINISTRY TOTAL	65	45	20	0	0	0	0	0	0	600	385	215	0	0	0	694	457	237

3.5 Class-I employees of the departments and directorates by grades (grade 6-9 and fixed grade), 2021

DEPARTMENT/DIRECTORATE	Tk. 35500			Tk. 29000			Tk. 23000			Tk. 22000			FIXED			TOTAL		
	Sanc.	Exist.	Vacancy	Sanc.	Exist.	Vacancy	Sanc.	Exist.	Vacancy	Sanc.	Exist.	Vacancy	Sanc.	Exist.	Vacancy	Sanc.	Exist.	Vacancy
MINISTRY OF EXPATRIATES																		
WEALFARE AND OVERSEAS EMPL.																		
BUREAU OF MANPOWER EMP	96	46	50	20	15	5	1	0	1	231	110	121	0	0	0	362	182	180
MINISTRY TOTAL	96	46	50	20	15	5	1	0	1	231	110	121	0	0	0	362	182	180
MINISTRY OF FINANCE																		
FINANCE DIVISION																		
COMMERCIAL AUDIT DIRECTORATE	9	9	0	0	0	0	0	0	0	133	128	5	0	0	0	144	139	5
COMPTROLLER GENERAL, DHAKA	172	155	17	0	0	0	0	0	0	1188	1096	92	0	0	0	1453	1342	111
CONTROLLER GENERAL OF ACCOUNT, DHAKA	83	65	18	0	0	0	0	0	0	905	826	79	0	0	0	1052	941	111
DEFENCE AUDIT DEPARTMENT	4	4	0	0	0	0	0	0	0	20	20	0	0	0	0	26	26	0
DIRECTORATE OF CIVIL AUDIT	4	4	0	0	0	0	0	0	0	34	34	0	0	0	0	40	41	-1
FINANCIAL MANAGEMENT ACADEMY (FIMA)	5	5	0	0	0	0	0	0	0	14	12	2	0	0	0	22	20	2
FOREIGN AIDED PROJECTS AUDIT DIRECTORATE	7	7	0	0	0	0	0	0	0	61	61	0	0	0	0	70	70	0
LOCAL & REVENUE AUDIT DIRECTORATE	7	7	0	0	0	0	0	0	0	57	57	0	0	0	0	67	67	0
MISSION AUDIT DIRECTORATE	1	1	0	0	0	0	0	0	0	4	4	0	0	0	0	7	7	0
MONITORING CELL	6	4	2	0	0	0	0	0	0	6	2	4	0	0	0	18	9	9
PERFORMANCE AUDIT DIRECTORATE/413	2	2	0	0	0	0	0	0	0	5	5	0	0	0	0	9	9	0
POST, TELEGRAPHS & TELEPHONES AUDIT DIRECTORATE	3	3	0	0	0	0	0	0	0	16	16	0	0	0	0	21	21	0
RAILWAY AUDIT DIRECTORATE	3	2	1	0	0	0	0	0	0	16	16	0	0	0	0	21	20	1
WORKS AUDIT DIRECTORATE	3	3	0	0	0	0	0	0	0	38	38	0	0	0	0	43	43	0

3.5 Class-I employees of the departments and directorates by grades (grade 6-9 and fixed grade), 2021

DEPARTMENT/DIRECTORATE	Tk. 35500			Tk. 29000			Tk. 23000			Tk. 22000			FIXED			TOTAL		
	Sanc.	Exist.	Vacancy	Sanc.	Exist.	Vacancy	Sanc.	Exist.	Vacancy	Sanc.	Exist.	Vacancy	Sanc.	Exist.	Vacancy	Sanc.	Exist.	Vacancy
MINISTRY OF FINANCE																		
INTERNAL RESOURCES DIVISION																		
CUSTOM EXCISE APPELATE TRIBUNAL	0	0	0	0	0	0	0	0	0	0	0	0	0	0	0	10	10	0
DTE OF NATIONAL SAVINGS	0	0	0	0	0	0	12	12	0	89	55	34	0	0	0	107	70	37
NATIONAL BOARD OF REVENUE (BOARD OF ADMIN)	532	410	122	0	0	0	0	0	0	1548	1142	406	1	1	0	2529	1924	605
NATIONAL BOARD OF REVENUE (EXCISE & VAT)	190	20	170	0	0	0	0	0	0	1165	515	650	0	0	0	1510	625	885
NATIONAL BOARD OF REVENUE (TAXES), DHAKA	0	0	0	0	0	0	0	0	0	0	0	0	0	0	0	0	0	0
TAXES APPELLATE TRIBUNAL, DHAKA	0	0	0	0	0	0	0	0	0	8	6	2	0	0	0	25	23	2
MINISTRY TOTAL	1031	701	330	0	0	0	12	12	0	5307	4033	1274	1	1	0	7174	5407	1767
MINISTRY OF FISHERIES AND LIVESTOCK																		
DEPTT OF FISHERIES AND LIVESTOCK INFOR	0	0	0	4	1	3	0	0	0	1	1	0	0	0	0	7	4	3
DEPTT OF FISHERIES	377	290	87	1	0	1	0	0	0	1106	585	521	0	0	0	1676	1037	639
DEPTT OF LIVESTOCKS SERVICES	828	747	81	9	6	3	0	0	0	1140	513	627	0	0	0	2444	1473	971
MINISTRY TOTAL	1205	1037	168	14	7	7	0	0	0	2247	1099	1148	0	0	0	4127	2514	1613
MINISTRY OF FOOD																		
DIRECTOR GENERAL OF FOOD	109	45	64	0	0	0	0	0	0	757	528	229	0	0	0	900	602	298
MINISTRY TOTAL	109	45	64	0	0	0	0	0	0	757	528	229	0	0	0	900	602	298
MINISTRY OF FOREIGN AFFAIRS																		
STATE GUEST HOUSE PADMA, MEGHNA, SUGANDA	0	0	0	0	0	0	0	0	0	3	2	1	0	0	0	3	2	1
MINISTRY TOTAL	0	0	0	0	0	0	0	0	0	3	2	1	0	0	0	3	2	1

3.5 Class-I employees of the departments and directorates by grades (grade 6-9 and fixed grade), 2021

DEPARTMENT/DIRECTORATE	Tk. 35500			Tk. 29000			Tk. 23000			Tk. 22000			FIXED			TOTAL		
	Sanc.	Exist.	Vacancy	Sanc.	Exist.	Vacancy	Sanc.	Exist.	Vacancy	Sanc.	Exist.	Vacancy	Sanc.	Exist.	Vacancy	Sanc.	Exist.	Vacancy
MINISTRY OF HEALTH AND FAMILY WELFARE																		
DIRECTORATE OF NURSING	25	3	22	114	53	61	0	0	0	263	190	73	0	0	0	429	252	177
DTE GENERAL OF HEALTH SERVICES (DGHS)	6834	5289	1545	709	338	371	830	543	287	21652	18916	2736	0	0	0	33405	27569	5836
DTE OF DRUG ADMN DHAKA CTG	89	50	39	0	0	0	1	0	1	131	23	108	0	0	0	261	85	176
HEALTH SERVICES DIVISION																		
65 CIVIL SURGEON OFFICE	1217	1143	74	1259	1170	89	3421	3449	-28	145	80	65	0	0	0	6223	6017	206
CENT SKIN H CENT CTG	0	0	0	0	0	0	4	4	0	0	0	0	0	0	0	5	5	0
CONSTRUCTION MANAGMENT UNIT	14	13	1	0	0	0	0	0	0	56	44	12	0	0	0	74	61	13
HEALTH ENGINEERING DEPARMENT (HED)	40	35	5	0	0	0	0	0	0	133	70	63	0	0	0	187	118	69
NATIONAL ELECTRO MED EQUIPMAINT W/SHOP CENT	2	1	1	0	0	0	0	0	0	10	2	8	0	0	0	13	4	9
NATIONAL INST OF MENTAL HEALTH, DHAKA	21	7	14	0	0	0	6	6	0	37	36	1	0	0	0	82	59	23
NATIONAL INST OF OPHTHALMOLOGY & HOSPITAL, DHAKA	32	27	5	0	0	0	0	0	0	76	66	10	0	0	0	145	117	28
NATIONAL INST OF PRE SOCIAL MEDICAL	18	3	15	0	0	0	0	0	0	16	16	0	0	0	0	63	25	38
NATIONAL INST OF TRAUMATOLOGY & ORTHO REHAB (NITOR)	178	59	119	0	0	0	37	21	16	166	130	36	9	2	7	524	272	252
SHAHID SHOHRWARDI HOSPITAL	6	5	1	11	11	0	0	0	0	72	68	4	0	0	0	100	95	5
TRANSPORT & EQUIP MAINT ORG (TEMO)	0	0	0	0	0	0	0	0	0	1	1	0	0	0	0	1	1	0
MEDICAL EDU & FAMILY WELFARE DIVISION																		
DEPTT OF FAMILY PLANNING	169	52	117	17	0	17	52	18	34	2186	1017	1169	0	0	0	2536	1151	1385
INST OF PUBLIC HEALTH	3	2	1	1	1	0	0	0	0	52	36	16	0	0	0	69	50	19
NATIONAL INST OF CARDIO VASCULAR DISEASES	73	32	41	8	5	3	11	9	2	293	246	47	0	0	0	472	332	140
NIPORT	0	0	0	28	16	12	20	5	15	76	46	30	0	0	0	129	72	57
MINISTRY TOTAL	8721	6721	2000	2147	1594	553	4382	4055	327	25365	20987	4378	9	2	7	44718	36285	8433

3.5 Class-I employees of the departments and directorates by grades (grade 6-9 and fixed grade), 2021

DEPARTMENT/DIRECTORATE	Tk. 35500			Tk. 29000			Tk. 23000			Tk. 22000			FIXED			TOTAL		
	Sanc.	Exist.	Vacancy	Sanc.	Exist.	Vacancy	Sanc.	Exist.	Vacancy	Sanc.	Exist.	Vacancy	Sanc.	Exist.	Vacancy	Sanc.	Exist.	Vacancy
MINISTRY OF HOME AFFAIRS																		
PUBLIC SECURITY DIVISION																		
ANSAR AND V D P DEPTT	129	76	53	10	7	3	0	0	0	220	167	53	0	0	0	442	304	138
BANGLADESH COAST GUARD	4	3	1	81	31	50	0	0	0	1	0	1	0	0	0	196	77	119
INVESTIGATION AGENCY	3	3	0	9	6	3	0	0	0	23	4	19	0	0	0	39	15	24
INVESTIGATION AGENCY- ICT BD	3	3	0	0	0	0	0	0	0	32	14	18	0	0	0	43	33	10
SECURITY SERVICES DIVISION																		
BORDER GUARD BANGLADESH	7	7	0	12	1	11	1	1	0	15	0	15	0	0	0	49	14	35
DEPTT OF FIRE SERVICES DEFENCE	14	9	5	29	25	4	0	0	0	1	1	0	0	0	0	48	39	9
DEPTT OF IMMIGRATION	27	23	4	0	0	0	0	0	0	94	71	23	0	0	0	133	105	28
DEPTT OF NARCOTICS CONTROL	109	32	77	2	0	2	0	0	0	148	76	72	0	0	0	286	123	163
DIRECTORATE OF PRISONS	2	0	2	40	3	37	0	0	0	257	129	128	0	0	0	311	143	168
NATIONAL TELECOMMUNICATION MONITORING CENTRE	0	0	0	2	1	1	0	0	0	1	1	0	0	0	0	11	8	3
POLICE DIRECTORATE	1098	895	203	290	276	14	0	0	0	9450	8454	996	1	1	0	11787	10512	1275
MINISTRY TOTAL	1396	1051	345	475	350	125	1	1	0	10242	8917	1325	1	1	0	13345	11373	1972
MINISTRY OF HOUSING AND PUBLIC WORKS																		
COMMISSIONER OFFICE SETTLEMENT	0	0	0	0	0	0	0	0	0	4	4	0	0	0	0	15	13	2
DEPTT OF ARCHITECTURE	0	0	0	0	0	0	0	0	0	51	44	7	0	0	0	110	79	31
DTE OF GOVT ACCOMMODATION	1	1	0	5	5	0	0	0	0	11	5	6	0	0	0	18	12	6
DTE OF INTERNAL AUDIT	0	0	0	0	0	0	0	0	0	2	2	0	0	0	0	3	3	0
DTE OF URBAN DEVELOPMENT	12	10	2	2	1	1	0	0	0	38	22	16	0	0	0	55	36	19
PUBLIC WORKS DEPTT	289	181	108	0	0	0	0	0	0	427	409	18	0	0	0	942	810	132
MINISTRY TOTAL	302	192	110	7	6	1	0	0	0	533	486	47	0	0	0	1143	953	190

3.5 Class-I employees of the departments and directorates by grades (grade 6-9 and fixed grade), 2021

DEPARTMENT/DIRECTORATE	Tk. 35500			Tk. 29000			Tk. 23000			Tk. 22000			FIXED			TOTAL		
	Sanc.	Exist.	Vacancy	Sanc.	Exist.	Vacancy	Sanc.	Exist.	Vacancy	Sanc.	Exist.	Vacancy	Sanc.	Exist.	Vacancy	Sanc.	Exist.	Vacancy
MINISTRY OF INDUSTRIES																		
BOILER INSPECTION OFFICE	10	3	7	0	0	0	0	0	0	48	3	45	0	0	0	59	7	52
NATIONAL PRODUCTIVITY ORGANISATION	1	1	0	6	6	0	0	0	0	13	7	6	0	0	0	21	15	6
PATENTS, DESIGN MARKS OFFICE	11	5	6	1	0	1	0	0	0	25	20	5	0	0	0	42	29	13
MINISTRY TOTAL	22	9	13	7	6	1	0	0	0	86	30	56	0	0	0	122	51	71
MINISTRY OF INFORMATION																		
BANGLADESH FILM ARCHIVES	0	0	0	0	0	0	0	0	0	2	2	0	0	0	0	4	5	-1
DEPTT OF FILMS	16	8	8	0	0	0	0	0	0	19	13	6	0	0	0	41	27	14
DEPTT OF MASS COMMUNICATION	36	19	17	0	0	0	0	0	0	77	42	35	0	0	0	125	70	55
FILM CENSOR BOARD	1	1	0	0	0	0	0	0	0	0	0	0	0	0	0	3	3	0
NATIONAL BROAD AUTH (BD BETAR)	352	244	108	0	0	0	2	0	2	200	86	114	0	0	0	704	465	239
NATIONAL BROADCASTING AUTH (BD TELEVISION)	77	52	25	75	40	35	0	0	0	144	79	65	0	0	0	369	227	142
NATIONAL INST OF MASS COMMUNICATION	12	11	1	0	0	0	0	0	0	18	10	8	0	0	0	35	28	7
PRESS INFORMATION DEPTT	64	33	31	0	0	0	0	0	0	44	29	15	0	0	0	136	78	58
MINISTRY TOTAL	558	368	190	75	40	35	2	0	2	504	261	243	0	0	0	1417	903	514
MINISTRY OF JUTE AND TEXTILE																		
DEPTT OF TEXTILE	118	54	64	0	0	0	0	0	0	197	107	90	0	0	0	348	172	176
DIRECTORATE OF JUTE	0	3	1	0	0	0	0	0	0	66	56	10	0	0	0	73	62	11
MINISTRY TOTAL	122	57	65	0	0	0	0	0	0	263	163	100	0	0	0	421	234	187

3.5 Class-I employees of the departments and directorates by grades (grade 6-9 and fixed grade), 2021

DEPARTMENT/DIRECTORATE	Tk. 35500			Tk. 29000			Tk. 23000			Tk. 22000			FIXED			TOTAL		
	Sanc.	Exist.	Vacancy	Sanc.	Exist.	Vacancy	Sanc.	Exist.	Vacancy	Sanc.	Exist.	Vacancy	Sanc.	Exist.	Vacancy	Sanc.	Exist.	Vacancy
MINISTRY OF LABOUR AND EMPLOYMENT																		
DEPARTMENT OF INSPECTION FOR FACTORIES	27	27	0	96	26	70	0	0	0	264	83	181	0	0	0	393	142	251
DTE OF LABOUR	10	4	6	31	24	7	1	1	0	140	71	69	0	0	0	184	102	82
LABOUR APPELATE TRIBUNAL LABOUR COURT	0	0	0	11	5	6	0	0	0	0	0	0	1	1	0	23	17	6
MINIMUM WAGES BOARD	0	0	0	0	0	0	0	0	0	1	1	0	0	0	0	2	2	0
NSDC SECRETARIAT	0	0	0	0	0	0	0	0	0	2	0	2	0	0	0	9	7	2
MINISTRY TOTAL	37	31	6	138	55	83	1	1	0	407	155	252	1	1	0	611	270	341
MINISTRY OF LAND																		
BOARD OF LAND APPEAL	1	1	0	3	2	1	0	0	0	0	0	0	0	0	0	11	10	1
CONTROLLER OF ACCOUNTS (REV)	1	1	0	0	0	0	0	0	0	10	10	0	0	0	0	11	11	0
DEPTT OF LAND RECORDS	1	1	0	0	0	0	0	0	0	423	274	149	0	0	0	488	308	180
LAND ADMINISTRATION TRNG CENTRE	0	0	0	0	0	0	0	0	0	6	6	0	0	0	0	10	8	2
LAND REFORMS BOARD	7	6	1	0	0	0	0	0	0	3	1	2	0	0	0	24	18	6
MINISTRY TOTAL	10	9	1	3	2	1	0	0	0	442	291	151	0	0	0	544	355	189
MINISTRY OF LAW JUSTICE AND PAR AFFAIRS																		
LAW & JUSTICE DIVISION																		
ADMIN GEN, OFF TRUSTEE & OFF RECEIVER OFFICE	0	0	0	0	0	0	0	0	0	0	0	0	0	0	0	1	0	1
ADMINISTRATIVE TRIBUNAL	0	0	0	0	0	0	0	0	0	0	0	0	0	0	0	5	5	0
ADMN APPELLATE TRIBUNAL	0	0	0	0	0	0	0	0	0	0	0	0	0	0	0	3	3	0
ANTI-TERRORISM ADDITIONAL TRIBUNAL	0	0	0	0	0	0	0	0	0	0	0	0	0	0	0	0	0	0
BANGLADESH BAR COUNCIL	0	0	0	0	0	0	0	0	0	7	7	0	0	0	0	9	9	0

3.5 Class-I employees of the departments and directorates by grades (grade 6-9 and fixed grade), 2021

DEPARTMENT/DIRECTORATE	Tk. 35500			Tk. 29000			Tk. 23000			Tk. 22000			FIXED			TOTAL		
	Sanc.	Exist.	Vacancy	Sanc.	Exist.	Vacancy	Sanc.	Exist.	Vacancy	Sanc.	Exist.	Vacancy	Sanc.	Exist.	Vacancy	Sanc.	Exist.	Vacancy
MINISTRY OF LAW JUSTICE AND PAR AFFAIRS																		
LAW & JUSTICE DIVISION																		
BANGLADESH JUDICIAL SERVICE COMMISSION SECTT.	0	0	0	0	0	0	1	1	0	2	2	0	0	0	0	10	9	1
BANGLADESH LAW COMMISSION	2	0	2	0	0	0	0	0	0	0	0	0	0	0	0	8	3	5
DEPARTMENT OF REGISTRATION	6	6	0	63	40	23	0	0	0	476	358	118	0	0	0	547	405	142
DRUTHO BICHAR TRIBUNAL	0	0	0	0	0	0	0	0	0	0	0	0	0	0	0	5	5	0
INTERNATIONAL CRIMES TRIBUNAL (ICT-BD), DHAKA	0	0	0	0	0	0	6	0	6	8	0	8	0	0	0	20	5	15
JANA NIRAPATTA BIGNAKARI APORADH DAMAN TRIBUNAL	0	0	0	0	0	0	0	0	0	0	0	0	0	0	0	6	6	0
JUDICIAL ADMINISTRATION TRAINING INSTITUTE	0	0	0	0	0	0	0	0	0	5	4	1	1	1	0	12	12	0
LAND SURVEY TRIBUNAL, TANGAIL	0	0	0	0	0	0	0	0	0	0	0	0	0	0	0	1	1	0
LOWER COURT OF LAW AND JUSTICE DIVISION	169	427	-258	0	0	0	0	0	0	0	0	0	0	0	0	1820	1574	246
LAND SURVEY TRIBUNAL, FARIDPUR	0	0	0	0	0	0	0	0	0	0	0	0	0	0	0	1	0	1
LAND SURVEY TRIBUNAL, JESSORE	0	0	0	0	0	0	0	0	0	0	0	0	0	0	0	1	1	0
LAND SURVEY TRIBUNAL, NOAKHALI	0	0	0	0	0	0	0	0	0	0	0	0	0	0	0	1	1	0
LAND SURVEY TRIBUNAL, PABNA	0	0	0	0	0	0	0	0	0	0	0	0	0	0	0	1	1	0
NARI-O-SHISHU NIRJATAN DAMAN TRIBUNAL	0	0	0	0	0	0	0	0	0	0	0	0	0	0	0	29	27	2

3.5 Class-I employees of the departments and directorates by grades (grade 6-9 and fixed grade), 2021

DEPARTMENT/DIRECTORATE	Tk. 35500			Tk. 29000			Tk. 23000			Tk. 22000			FIXED			TOTAL		
	Sanc.	Exist.	Vacancy	Sanc.	Exist.	Vacancy	Sanc.	Exist.	Vacancy	Sanc.	Exist.	Vacancy	Sanc.	Exist.	Vacancy	Sanc.	Exist.	Vacancy
MINISTRY OF LAW JUSTICE AND PAR AFFAIRS																		
LAW & JUSTICE DIVISION																		
NATIONAL LEGAL AID SERVICES ORGANISATION	64	54	10	0	0	0	0	0	0	3	3	0	0	0	0	70	60	10
OFFICE OF THE ATTORNEY GENERAL	0	0	0	0	0	0	0	0	0	4	2	2	0	0	0	4	2	2
OFFICE OF THE ENVIRONMENT COURT DHAKA	0	0	0	0	0	0	0	0	0	0	0	0	0	0	0	2	2	0
SUPREME COURT APPELLATE DIV	2	2	0	2	2	0	1	0	1	2	2	0	0	0	0	8	7	1
SUPREME COURT HIGH COURT DIV	1	1	0	105	18	87	0	0	0	6	6	0	0	0	0	113	26	87
MINISTRY TOTAL:	244	490	-246	170	60	110	8	1	7	513	384	129	1	1	0	2677	2164	513
MINISTRY OF LGRD AND CO-OPERATIVE LOCAL GOVERNMENT DIVISION																		
DHAKA MOSQUITO CONTROL	0	0	0	0	0	0	0	0	0	0	0	0	0	0	0	1	1	0
LOCAL GOVT ENGINEERING DEPARTMENT	15	4	11	0	0	0	0	0	0	1318	819	499	0	0	0	1567	1050	517
NATIONAL INSTITUTE OF LOCAL GOVERNMENT (NILG)	10	6	4	4	3	1	0	0	0	13	5	8	0	0	0	36	23	13
PUBLIC HEALTH ENGINEERING DEPTT	86	12	74	4	2	2	1	0	1	307	200	107	0	0	0	508	235	273
RURAL DEVELOPMENT AND CO-OPERATIVE DIVISION																		
DEPTT OF CO-OPERATIVES	51	39	12	0	0	0	0	0	0	125	58	67	0	0	0	201	119	82
MINISTRY TOTAL	162	61	101	8	5	3	1	0	1	1763	1082	681	0	0	0	2313	1428	885

3.5 Class-I employees of the departments and directorates by grades (grade 6-9 and fixed grade), 2021

DEPARTMENT/DIRECTORATE	Tk. 35500			Tk. 29000			Tk. 23000			Tk. 22000			FIXED			TOTAL		
	Sanc.	Exist.	Vacancy	Sanc.	Exist.	Vacancy	Sanc.	Exist.	Vacancy	Sanc.	Exist.	Vacancy	Sanc.	Exist.	Vacancy	Sanc.	Exist.	Vacancy
MINISTRY OF POST TELECOM & INFORMATION TECH																		
INFORMATION & COMMUNICATION TECH DIV																		
INFORMATION & COMMUNICATION TECH DTE	210	0	210	0	0	0	0	0	0	1491	0	1491	0	0	0	1728	21	1707
INFORMATION & COMMUNICATION DIRECTORATE	70	0	70	0	0	0	0	0	0	497	0	497	0	0	0	572	4	568
POST & TELECOMMUNICATION DIVISION																		
BANGLADESH POST OFFICE	52	52	0	0	0	0	0	0	0	140	60	80	0	0	0	273	148	89
BD TELECOMMUNICATION REGULATORY COMMISSION	0	0	0	0	0	0	0	0	0	92	65	27	5	5	0	139	88	51
MINISTRY TOTAL	332	52	280	0	0	0	0	0	0	2220	125	2095	5	5	0	2676	261	2415
MINISTRY OF ENVIRONMENT, FOREST AND CLIMATE CHANGE																		
BANGLADESH NATIONAL HERBARIUM	7	5	2	0	0	0	0	0	0	8	2	6	0	0	0	19	8	11
BD FOREST RESEARCH INST CTG	27	14	13	0	0	0	0	0	0	54	47	7	0	0	0	102	66	36
DEPTT OF FOREST	6	2	4	11	0	11	0	0	0	241	128	113	0	0	0	342	156	186
ENVIRONMENT DEPTT	67	62	5	0	0	0	0	0	0	180	98	82	0	0	0	272	183	89
MINISTRY TOTAL	107	83	24	11	0	11	0	0	0	483	275	208	0	0	0	735	413	322
MINISTRY OF PUBLIC ADMINISTRATION																		
BANGLADESH EMPLOYEES WELFARE BOARD	12	12	0	0	0	0	0	0	0	27	13	14	0	0	0	52	36	16
BD CIVIL SERVICE (ADMN) ACADEMY	6	5	1	1	1	0	0	0	0	4	3	1	0	0	0	26	23	3
DEPTT. OF PRINTING STATIONARY FORM	3	1	2	0	0	0	0	0	0	13	7	6	0	0	0	24	16	8

3.5 Class-I employees of the departments and directorates by grades (grade 6-9 and fixed grade), 2021

DEPARTMENT/DIRECTORATE	Tk. 35500			Tk. 29000			Tk. 23000			Tk. 22000			FIXED			TOTAL		
	Sanc.	Exist.	Vacancy	Sanc.	Exist.	Vacancy	Sanc.	Exist.	Vacancy	Sanc.	Exist.	Vacancy	Sanc.	Exist.	Vacancy	Sanc.	Exist.	Vacancy
MINISTRY OF PUBLIC ADMINISTRATION																		
DEPTT OF GOVT. TRANSPORT	2	2	0	0	0	0	0	0	0	4	2	2	0	0	0	9	9	0
OFFICE OF THE CHIEF ACCOUNTS OFFICER	0	0	0	0	0	0	0	0	0	2	1	1	0	0	0	6	3	3
SARKARI KARMACHARI HOSPITAL, DHAKA	24	11	13	0	0	0	4	1	3	56	34	22	0	0	0	102	56	46
MINISTRY TOTAL	47	31	16	1	1	0	4	1	3	106	60	46	0	0	0	219	143	76
MINISTRY OF RAILWAYS																		
BANGLADESH RAILWAY	67	59	8	8	7	1	0	0	0	282	201	81	0	0	0	555	444	111
RAILWAY INSPECTION DEPTT	1	1	0	0	0	0	0	0	0	0	0	0	0	0	0	2	2	0
MINISTRY TOTAL	68	60	8	8	7	1	0	0	0	282	201	81	0	0	0	557	446	111
MINISTRY OF ROAD TRANSPORT AND BRIDGES																		
BRIDGES DIVISION																		
BANGLADESH BRIDGE AUTHORITY	1	1	0	0	0	0	0	0	0	88	65	23	0	0	0	109	84	25
ROAD TRANSPORT AND HIGHWAYS DIVISION																		
BD. ROAD TRANSPORT AUTHORITY	35	22	13	0	0	0	0	0	0	106	82	24	0	0	0	149	109	40
ROAD DEPTT	262	170	92	2	2	0	0	0	0	261	459	102	0	0	0	709	489	220
MINISTRY TOTAL	298	193	105	2	2	0	0	0	0	455	306	149	0	0	0	967	682	285
MINISTRY OF PLANNING																		
STATISTICS & INFORMATION DIVISION																		
BANGLADESH BUREAU OF STATISTICS	106	68	38	0	0	0	0	0	0	321	202	119	0	0	0	460	300	160
MINISTRY TOTAL	106	68	38	0	0	0	0	0	0	321	202	119	0	0	0	460	300	160

3.5 Class-I employees of the departments and directorates by grades (grade 6-9 and fixed grade), 2021

DEPARTMENT/DIRECTORATE	Tk. 35500			Tk. 29000			Tk. 23000			Tk. 22000			FIXED			TOTAL		
	Sanc.	Exist.	Vacancy	Sanc.	Exist.	Vacancy	Sanc.	Exist.	Vacancy	Sanc.	Exist.	Vacancy	Sanc.	Exist.	Vacancy	Sanc.	Exist.	Vacancy
MINISTRY OF POWER ENERGY & MIN RESOURCES																		
ENERGY AND MINERAL RESOURCES DIV																		
BANGLADESH PETROLEUM INSTITUTE	5	1	4	0	0	0	0	0	0	12	7	10	0	0	0	21	5	16
BUREAU OF MINERAL DEVELOPMENT	2	1	1	0	0	0	0	0	0	5	3	2	0	0	0	10	5	5
DEPTT OF EXPLOSIVES	2	0	2	0	0	0	0	0	0	28	12	16	0	0	0	31	13	18
GEOLOGICAL SURVEY OF BANGLADESH	46	41	8	0	0	0	0	0	0	108	60	48	0	0	0	174	117	57
POWER DIVISION																		
BANGLADESH ENERGY REGULATORY COMMISSION	8	7	1	0	0	0	0	0	0	17	12	5	5	5	0	35	28	7
ELEC ADV ELEC INSPECTOR	0	0	0	0	0	0	0	0	0	9	3	6	0	0	0	10	4	6
ENERGY AUDIT CELL	0	0	0	0	0	0	0	0	0	3	3	0	0	0	0	9	3	6
HYDROCARBON UNIT	4	2	2	0	0	0	0	0	0	9	4	5	0	0	0	16	8	8
POWER CELL	2	2	0	0	0	0	0	0	0	4	4	0	0	0	0	16	15	1
MINISTRY TOTAL	69	54	15	0	0	0	0	0	0	195	103	92	5	5	0	322	198	124
MINISTRY OF PRIMARY AND MASS EDUCATION																		
COMPULSORY PRIMARY EDN IMPL UNIT	2	3	-1	0	0	0	0	0	0	0	0	0	0	0	0	13	9	4
DIRECTORATE OF NON-FORMAL EDUCATION	0	0	0	0	0	0	0	0	0	73	53	20	0	0	0	80	59	21
DTE OF PRIMARY EDUCATION	38	23	15	138	135	3	0	0	0	2763	1995	768	0	0	0	2965	2177	788
NATIONAL ACADEMY FOR PRIMARY EDUCATION MYMENSINGH	14	14	0	0	0	0	0	0	0	23	22	1	0	0	0	46	43	3
MINISTRY TOTAL	54	40	14	138	135	3	0	0	0	2859	2070	789	0	0	0	3104	2288	816
PRIME MINISTER'S OFFICE																		
BOARD OF INVESTMENT	30	11	19	0	0	0	0	0	0	39	14	25	0	0	0	93	40	53
BUREAU OF NGO AFFAIRS	3	1	2	0	0	0	0	0	0	14	3	11	0	0	0	23	7	16
NATIONAL SECURITY INTELLIGENCE	224	208	16	0	0	0	0	0	0	0	0	0	0	0	0	745	486	259
SPECIAL SECURITY FORCE	1	0	1	0	0	0	0	0	0	4	1	3	0	0	0	5	1	4
MINISTRY TOTAL	258	220	38	0	0	0	0	0	0	57	18	39	0	0	0	866	534	332

3.5 Class-I employees of the departments and directorates by grades (grade 6-9 and fixed grade), 2021

DEPARTMENT/DIRECTORATE	Tk. 35500			Tk. 29000			Tk. 23000			Tk. 22000			FIXED			TOTAL		
	Sanc.	Exist.	Vacancy	Sanc.	Exist.	Vacancy	Sanc.	Exist.	Vacancy	Sanc.	Exist.	Vacancy	Sanc.	Exist.	Vacancy	Sanc.	Exist.	Vacancy
MINISTRY OF RELIGIOUS AFFAIRS																		
BANGLADESH HAJI MISSION, MAKKAH AL-MUKARRAMAH, K. S	1	1	0	0	0	0	0	0	0	0	0	0	0	0	0	2	2	0
CONSUL GEN OF BD JEDDAH (HAJJ)	0	0	0	0	0	0	0	0	0	0	0	0	0	0	0	2	2	0
HAJJ OFFICE DHAKA	0	0	0	0	0	0	0	0	0	0	0	0	0	0	0	1	1	0
MINISTRY TOTAL	1	1	0	0	0	0	0	0	0	0	0	0	0	0	0	5	5	0
MINISTRY OF SCIENCE AND TECHNOLOGY																		
NATIONAL MUSEUM OF SCI	5	3	2	0	0	0	0	0	0	11	10	1	0	0	0	15	16	3
MINISTRY TOTAL	5	3	2	0	0	0	0	0	0	11	10	1	0	0	0	19	16	3
MINISTRY OF SHIPPING																		
DEEP SEA PORT CELL	0	0	0	0	0	0	0	0	0	0	0	0	0	0	0	1	1	0
DEPTT OF SHIPPING OF INLAND SHIPS	3	1	2	0	0	0	0	0	0	7	6	1	0	0	0	20	14	6
DTE OF SEAMAN WEL CTG	1	1	0	0	0	0	0	0	0	2	2	0	0	0	0	4	4	0
ENGG OFFICE DHAKA	0	0	0	0	0	0	0	0	0	0	0	0	0	0	0	1	1	0
ENGG OFFICE NGN	0	0	0	0	0	0	0	0	0	0	0	0	0	0	0	1	1	0
ENGG AND SHIP SURVEY OFFICE, KHULNA	0	0	0	0	0	0	0	0	0	0	0	0	0	0	0	1	1	0
GOVT SHIPPING OFFICE CTG	1	1	0	0	0	0	0	0	0	1	0	1	0	0	0	2	1	1
MARINE ACADEMY CHITTAGONG	9	5	4	1	1	0	0	0	0	9	4	5	0	0	0	42	23	19
MERCANTILE MARINE DEPTT CTG	0	0	0	1	1	0	0	0	0	0	0	0	0	0	0	6	4	2
NATIONAL MARITIME INSTITUTE, CTG	4	3	1	0	0	0	0	0	0	5	0	5	0	0	0	10	4	6
SEAMENS TRAINING CENTRE CTG	2	2	0	0	0	0	0	0	0	4	3	1	0	0	0	7	6	1
MINISTRY TOTAL	20	13	7	2	2	0	0	0	0	28	15	13	0	0	0	95	60	35

3.5 Class-I employees of the departments and directorates by grades (grade 6-9 and fixed grade), 2021

DEPARTMENT/DIRECTORATE	Tk. 35500			Tk. 29000			Tk. 23000			Tk. 22000			FIXED			TOTAL		
	Sanc.	Exist.	Vacancy	Sanc.	Exist.	Vacancy	Sanc.	Exist.	Vacancy	Sanc.	Exist.	Vacancy	Sanc.	Exist.	Vacancy	Sanc.	Exist.	Vacancy
MINISTRY OF SOCIAL WELFARE																		
DEPTT OF SOCIAL SERVICES	95	95	0	0	0	0	0	0	0	1111	1020	91	0	0	0	1236	1140	96
MINISTRY TOTAL	95	95	0	0	0	0	0	0	0	1111	1020	91	0	0	0	1236	1140	96
MINISTRY OF WOMEN AND CHILDREN AFFAIRS																		
DEPTT OF WOMEN AFFAIRS	15	14	1	65	59	6	0	0	0	101	51	50	0	0	0	185	127	58
MINISTRY TOTAL	15	14	1	65	59	6	0	0	0	101	51	50	0	0	0	185	127	58
MINISTRY OF YOUTH AND SPORTS																		
BARISAL DIVISIONAL EDUCATION COLLEGE	0	0	0	0	0	0	0	0	0	8	8	0	0	0	0	10	10	0
CHITTAGONG DIVISIONAL EDUCATION COLLEGE	1	1	0	0	0	0	0	0	0	10	10	0	0	0	0	12	12	0
DEPTT OF YOUTH DEVELOPMENT	88	13	75	30	30	0	0	0	0	310	212	98	0	0	0	435	260	175
DHAKA PHYSICAL EDUCATION COLLEGE	1	1	0	0	0	0	0	0	0	10	10	0	0	0	0	12	12	0
DISTRICT SPORTS OFFICE	0	0	0	0	0	0	0	0	0	64	64	0	0	0	0	64	64	0
DTE OF SPORTS	7	7	0	0	0	0	0	0	0	120	87	33	0	0	0	134	99	35
KHULNA DIVISIONAL EDUCATION COLLEGE	1	1	0	0	0	0	0	0	0	10	10	0	0	0	0	12	12	0
MYMENSINGH PHYSICAL EDUCATION COLLEGE	1	1	0	0	0	0	0	0	0	8	8	0	0	0	0	10	10	0
RAJSHAHI PHYSICAL COLLEGE	1	1	0	0	0	0	0	0	0	10	10	0	0	0	0	12	12	0
MINISTRY TOTAL	100	25	75	30	30	0	0	0	0	550	419	131	0	0	0	701	491	210
GRAND TOTAL	28005	28618	-613	3631	2584	1047	4443	4089	354	71462	55483	15979	23	16	7	125642	105287	20355

3.6 Class-I employees of the divisional and deputy commissioner offices by grades (grade 1-5), 2021

Divisional/Deputy Commissioner	Tk. 78000 (Fixed)			Tk. 66000			Tk. 56500			Tk. 50000			Tk. 43000		
	Sanc.	Exist.	Vacancy	Sanc.	Exist.	Vacancy	Sanc.	Exist.	Vacancy	Sanc.	Exist.	Vacancy	Sanc.	Exist.	Vacancy
CHITTAGONG DIV COM OFFICE	0	0	0	5	3	2	1	1	0	0	0	0	1	1	0
DC OFFICE CHITTAGONG	0	0	0	0	0	0	0	0	0	1	1	0	7	4	3
DC OFFICE BANDARBAN	0	0	0	0	0	0	0	0	0	1	1	0	6	3	3
DC OFFICE COX'S BAZAR	0	0	0	0	0	0	0	0	0	1	1	0	7	7	0
DC OFFICE BRAHMANBARIA	0	0	0	0	0	0	0	0	0	1	1	0	6	5	1
DC OFFICE CHANDPUR	0	0	0	0	0	0	0	0	0	1	1	0	6	4	2
DC OFFICE COMILLA	0	0	0	0	0	0	0	0	0	1	1	0	6	5	1
DC OFFICE KHAGRACHARI	0	0	0	0	0	0	0	0	0	1	1	0	7	6	1
DC OFFICE FENI	0	0	0	0	0	0	0	0	0	2	2	0	5	3	2
DC OFFICE NOAKHALI	0	0	0	0	0	0	0	0	0	1	1	0	7	6	1
DC OFFICE LAKSHMIPUR	0	0	0	0	0	0	0	0	0	1	1	0	7	3	4
DC OFFICE RANGAMATI	0	0	0	0	0	0	0	0	0	1	1	0	6	3	3
DIVISIONAL TOTAL	0	0	0	5	3	2	1	1	0	12	12	0	71	50	21
DHAKA DIV COM OFFICE	0	0	0	1	1	0	5	3	2	0	0	0	1	0	1
DC OFFICE TANGAIL	0	0	0	0	0	0	0	0	0	1	1	0	6	5	1
DC OFFICE DHAKA	0	0	0	0	0	0	0	0	0	2	2	0	6	5	1
DC OFFICE MUNSHIGANJ	0	0	0	0	0	0	0	0	0	1	1	0	8	6	2
DC OFFICE NARAYANGANJ	0	0	0	0	0	0	0	0	0	1	1	0	0	0	0
DC OFFICE MANIKGANJ	0	0	0	0	0	0	0	0	0	1	1	0	5	4	1
DC OFFICE GAZIPUR	0	0	0	0	0	0	0	0	0	0	0	0	6	6	0
DC OFFICE NARSINGDI	0	0	0	0	0	0	0	0	0	1	1	0	5	4	1
DC OFFICE FARIDPUR	0	0	0	0	0	0	0	0	0	0	0	0	15	13	2
DC OFFICE GOPALGANJ	0	0	0	0	0	0	0	0	0	1	1	0	6	6	0
DC OFFICE RAJBARI	0	0	0	0	0	0	0	0	0	1	1	0	1	1	0
DC OFFICE KISHOREGANJ	0	0	0	0	0	0	0	0	0	2	2	0	5	4	1
DC OFFICE SHARIATPUR	0	0	0	0	0	0	0	0	0	1	1	0	6	4	2
DC OFFICE MADARIPUR	0	0	0	0	0	0	0	0	0	1	1	0	5	4	1
DIVISIONAL TOTAL	0	0	0	1	1	0	5	3	2	13	13	0	75	62	13

3.6 Class-I employees of the divisional and deputy commissioner offices by grades (grade 1-5), 2021

Divisional/Deputy Commissioner	Tk. 78000 (Fixed)			Tk. 66000			Tk. 56500			Tk. 50000			Tk. 43000		
	Sanc.	Exist.	Vacancy	Sanc.	Exist.	Vacancy	Sanc.	Exist.	Vacancy	Sanc.	Exist.	Vacancy	Sanc.	Exist.	Vacancy
KHULNA DIV COM OFFICE	0	0	0	1	1	0	4	3	1	1	0	1	1	0	1
DC OFFICE KHULNA	0	0	0	0	0	0	0	0	0	1	1	0	8	7	1
DC OFFICE JESSORE	0	0	0	0	0	0	0	0	0	1	1	0	6	6	0
DC OFFICE NARAIL	0	0	0	0	0	0	0	0	0	1	1	0	4	2	2
DC OFFICE MAGURA	0	0	0	0	0	0	0	0	0	1	1	0	4	4	0
DC OFFICE JHENIDHA	0	0	0	0	0	0	0	0	0	1	1	0	3	2	1
DC OFFICE BAGERHAT	0	0	0	0	0	0	0	0	0	1	1	0	4	4	0
DC OFFICE SATKHIRA	0	0	0	0	0	0	0	0	0	1	1	0	4	4	0
DC OFFICE MEHERPUR	0	0	0	0	0	0	0	0	0	1	1	0	5	3	2
DC OFFICE CHUADANGA	0	0	0	0	0	0	0	0	0	1	1	0	1	0	1
DC OFFICE KUSHTIA	0	0	0	0	0	0	0	0	0	1	1	0	4	4	0
DIVISIONAL TOTAL	0	0	0	1	1	0	4	3	1	11	10	1	44	36	8
RAJSHAHI DIV COM OFFICE	0	0	0	1	1	0	4	3	1	2	1	1	6	2	4
DC OFFICE RAJSHAHI	0	0	0	0	0	0	0	0	0	2	2	0	4	4	0
DC OFFICE BOGRA	0	0	0	0	0	0	0	0	0	1	1	0	5	4	1
DC OFFICE JOYPUKHAT	0	0	0	0	0	0	0	0	0	2	2	0	3	3	0
DC OFFICE SIRAJGANJ	0	0	0	0	0	0	0	0	0	1	1	0	7	5	2
DC OFFICE PABNA	0	0	0	0	0	0	0	0	0	1	1	0	6	4	2
DC OFFICE NAOGAON	0	0	0	0	0	0	0	0	0	2	2	0	4	4	0
DC OFFICE NATORE	0	0	0	0	0	0	0	0	0	1	1	0	4	4	0
DC OFFICE NAWABGANJ	0	0	0	0	0	0	0	0	0	1	1	0	4	3	1
DIVISIONAL TOTAL	0	0	0	1	1	0	4	3	1	13	12	1	43	33	10
BARISAL DIV COM OFFICE	0	0	0	1	1	0	1	1	0	1	1	0	0	0	0
DC OFFICE BARISAL	0	0	0	0	0	0	0	0	0	1	1	0	5	5	0
DC OFFICE JHALOKATHI	0	0	0	0	0	0	0	0	0	2	2	0	5	3	2
DC OFFICE BHOLA	0	0	0	0	0	0	0	0	0	1	1	0	6	3	3
DC OFFICE PIROJPUR	0	0	0	0	0	0	0	0	0	1	1	0	1	1	0
DC OFFICE BARGUNA	0	0	0	0	0	0	0	0	0	1	1	0	6	3	3
DC OFFICE PATUAKHALI	0	0	0	0	0	0	0	0	0	0	0	0	2	1	1
DIVISIONAL TOTAL	0	0	0	1	1	0	1	1	0	7	7	0	25	16	9

3.6 Class-I employees of the divisional and deputy commissioner offices by grades (grade 1-5), 2021

Divisional/Deputy Commissioner	Tk. 78000 (Fixed)			Tk. 66000			Tk. 56500			Tk. 50000			Tk. 43000		
	Sanc.	Exist.	Vacancy	Sanc.	Exist.	Vacancy	Sanc.	Exist.	Vacancy	Sanc.	Exist.	Vacancy	Sanc.	Exist.	Vacancy
SYLHET DIV COM OFFICE	0	0	0	1	1	0	2	2	0	0	0	0	0	0	0
DC OFFICE SYLHET	0	0	0	0	0	0	0	0	0	1	1	0	6	5	1
DC OFFICE HABIGANJ	0	0	0	0	0	0	0	0	0	2	2	0	6	3	3
DC OFFICE SUNAMGANJ	0	0	0	0	0	0	0	0	0	1	1	0	5	4	1
DC OFFICE MOULAVIBAZAR	0	0	0	0	0	0	0	0	0	2	1	1	5	3	2
DIVISIONAL TOTAL	0	0	0	1	1	0	2	2	0	6	5	1	22	15	7
RANGPUR DIV COM OFFICE	0	0	0	1	1	0	2	2	0	2	2	0	0	0	0
DC OFFICE DINAJPUR	0	0	0	0	0	0	0	0	0	1	1	0	5	4	1
DC OFFICE THAKURGAON	0	0	0	0	0	0	0	0	0	1	1	0	4	2	2
DC OFFICE PANCHAGARH	0	0	0	0	0	0	0	0	0	1	1	0	4	2	2
DC OFFICE GAIBANDHA	0	0	0	0	0	0	0	0	0	1	1	0	5	3	2
DC OFFICE KURIGRAM	0	0	0	0	0	0	0	0	0	2	2	0	3	3	0
DC OFFICE LALMONIRHAT	0	0	0	0	0	0	0	0	0	2	1	1	4	2	2
DC OFFICE NILPHAMARI	0	0	0	0	0	0	0	0	0	2	2	0	4	3	1
DC OFFICE RANGPUR	0	0	0	0	0	0	0	0	0	1	1	0	6	4	2
DIVISIONAL TOTAL	0	0	0	1	1	0	2	2	0	13	12	1	35	23	12
MYMENSINGH DIV COM OFFICE	0	0	0	1	1	0	1	1	0	2	2	0	0	0	0
DC OFFICE MYMENSINGH	0	0	0	0	0	0	4	4	0	4	4	0	20	16	4
DC OFFICE JAMALPUR	0	0	0	0	0	0	0	0	0	1	1	0	4	2	2
DC OFFICE SHERPUR	0	0	0	0	0	0	0	0	0	2	2	0	9	9	0
DC OFFICE NETROKONA	0	0	0	0	0	0	0	0	0	2	2	0	5	2	3
DIVISIONAL TOTAL	0	0	0	1	1	0	5	5	0	11	11	0	38	29	9
GRAND TOTAL	0	0	0	12	10	2	24	20	4	86	82	4	353	264	89

3.7 Class-I employees of the divisional and deputy commissioner offices by grades (grade 6-9 and fixed grade), 2021

Divisional/Deputy Commissioner	TK. 35500			TK. 29000			TK. 23000			TK. 22000			FIXED			TOTAL		
	Sanc.	Exist.	Vacancy	Sanc.	Exist.	Vacancy	Sanc.	Exist.	Vacancy	Sanc.	Exist.	Vacancy	Sanc.	Exist.	Vacancy	Sanc.	Exist.	Vacancy
CHITTAGONG DIV COM OFFICE	2	2	0	0	0	0	0	0	0	7	5	2	0	0	0	16	12	4
DC OFFICE CHITTAGONG	62	43	19	0	0	0	9	17	-8	11	4	7	0	0	0	90	69	21
DC OFFICE BANDARBAN	24	7	17	0	0	0	15	21	-6	0	0	0	0	0	0	46	32	14
DC OFFICE COX'S BAZAR	29	15	14	0	0	0	0	0	0	10	18	-8	0	0	0	47	41	6
DC OFFICE BRAHMANBARIA	20	10	10	0	0	0	16	13	3	12	9	3	0	0	0	55	38	17
DC OFFICE CHANDPUR	12	9	3	0	0	0	0	0	0	17	17	0	0	0	0	36	31	5
DC OFFICE COMILLA	33	17	16	26	24	2	0	0	0	3	13	-10	0	0	0	69	60	14
DC OFFICE KHAGRACHARI	22	17	5	0	0	0	10	3	7	1	0	1	0	0	0	41	27	14
DC OFFICE FENI	10	6	4	0	0	0	1	1	0	10	15	-5	0	0	0	28	27	1
DC OFFICE NOAKHALI	14	9	5	0	0	0	0	0	0	26	23	3	0	0	0	48	39	9
DC OFFICE LAXSHMIPUR	13	5	8	10	6	4	0	12	-12	0	0	0	0	0	0	31	27	4
DC OFFICE RANGAMATI	25	10	15	9	0	9	0	10	-10	7	3	4	0	0	0	48	27	21
DIVISIONAL TOTAL	266	150	116	45	30	15	51	77	-26	104	107	-3	0	0	0	555	430	125
DHAKA DIV COM OFFICE	6	5	1	0	0	0	0	0	0	4	1	3	0	0	0	17	10	7
DC OFFICE TANGAIL	21	16	5	0	0	0	0	0	0	29	16	13	0	0	0	57	38	19
DC OFFICE DHAKA	10	10	0	0	0	0	33	43	-10	19	10	9	0	0	0	70	70	0
DC OFFICE MUNSHIGANJ	16	7	9	0	0	0	18	15	3	1	1	0	0	0	0	44	30	14
DC OFFICE NARAYANGANJ	11	13	-2	0	0	0	0	0	0	21	25	-4	0	0	0	33	39	-6
DC OFFICE MANIKGANJ	11	11	0	0	0	0	0	0	0	19	17	2	0	0	0	36	33	3
DC OFFICE GAZIPUR	10	10	0	0	0	0	0	0	0	23	22	1	0	0	0	39	38	1
DC OFFICE NARSINGDI	21	17	4	0	0	0	0	0	0	10	7	3	0	0	0	37	29	8
DC OFFICE FARIDPUR	13	3	10	0	0	0	0	0	0	27	8	19	0	0	0	55	24	31
DC OFFICE GOPALGANJ	10	7	3	0	0	0	0	0	0	10	11	-1	0	0	0	27	25	2
DC OFFICE RAJBARI	24	10	14	0	0	0	0	0	0	14	9	5	0	0	0	40	21	19
DC OFFICE KISHOREGONJ	19	14	5	0	0	0	0	0	0	27	19	8	0	0	0	53	39	14
DC OFFICE SARIATPUR	11	6	5	0	0	0	0	0	0	12	15	-3	0	0	0	30	26	4
DC OFFICE MADARIPUR	8	6	2	0	0	0	0	0	0	8	9	-1	0	0	0	22	20	2
DIVISIONAL TOTAL	191	135	56	0	0	0	51	58	-7	224	170	54	0	0	0	560	442	118

3.7 Class-I employees of the divisional and deputy commissioner offices by grades (grade 6-9 and fixed grade), 2021

Divisional/Deputy Commissioner	TK. 35500			TK. 29000			TK. 23000			TK. 22000			FIXED			TOTAL		
	Sanc.	Exist.	Vacancy	Sanc.	Exist.	Vacancy	Sanc.	Exist.	Vacancy	Sanc.	Exist.	Vacancy	Sanc.	Exist.	Vacancy	Sanc.	Exist.	Vacancy
KHULNA DIV COM OFFICE	7	5	2	0	0	0	0	0	0	3	0	3	0	0	0	17	9	8
DC OFFICE KHULNA	25	11	14	0	0	0	27	19	8	17	12	5	0	0	0	76	50	28
DC OFFICE JESSORE	8	8	0	0	0	0	31	20	11	12	10	2	0	0	0	58	45	13
DC OFFICE NARAIL	7	4	3	3	3	0	4	9	-5	0	0	0	0	0	0	19	19	0
DC OFFICE MAGURA	4	4	0	4	0	4	15	21	-6	0	0	0	0	0	0	28	30	-2
DC OFFICE JHENAIDHA	18	8	10	12	4	8	4	8	-4	1	0	1	0	0	0	39	23	16
DC OFFICE BAGERHAT	13	10	3	0	0	0	0	0	0	36	14	22	0	0	0	54	29	25
DC OFFICE SATKHIRA	11	7	4	0	0	0	0	0	0	18	17	5	0	0	0	34	25	9
DC OFFICE MEHERPUR	12	15	-3	0	0	0	0	0	0	3	2	1	0	0	0	21	21	0
DC OFFICE CHUADANGA	14	6	8	0	0	0	0	0	0	11	12	-1	0	0	0	27	19	8
DC OFFICE KUSHTIA	17	8	9	0	0	0	0	0	0	13	22	-9	0	0	0	35	35	0
DIVISIONAL TOTAL	136	86	50	19	7	12	81	77	4	114	85	29	0	0	0	410	305	105
RAJSHAHI DIV COM OFFIC	0	0	0	0	0	0	0	0	0	2	4	-2	0	0	0	15	11	4
DC OFFICE RAJSHAHI	32	32	0	10	8	2	0	0	0	4	1	3	0	0	0	52	47	5
DC OFFICE BOGRA	17	14	3	0	0	0	0	0	0	37	8	29	0	0	0	60	27	33
DC OFFICE JOYPURHAT	13	9	4	5	2	3	0	0	0	4	13	-9	0	0	0	27	29	-2
DC OFFICE SERAJONJ	14	10	4	1	0	1	0	0	0	20	18	2	0	0	0	43	34	9
DC OFFICE PABNA	17	9	8	0	0	0	9	0	9	30	21	9	0	0	0	63	35	28
DC OFFICE NAOGAON	16	13	3	0	0	0	0	0	0	22	20	2	0	0	0	44	39	5
DC OFFICE NATORE	11	8	3	7	2	5	0	0	0	4	0	4	0	0	0	27	15	12
DC OFFICE NAWABGANJ	10	6	4	5	2	3	0	0	0	5	2	3	0	0	0	25	14	11
DIVISIONAL TOTAL	130	101	29	28	14	14	9	0	9	128	87	41	0	0	0	356	251	105
BARISAL DIV COM OFFICE	4	3	1	0	0	0	1	0	1	0	0	0	0	0	0	8	6	2
DC OFFICE BARISAL	14	10	4	0	0	0	0	0	0	31	20	11	0	0	0	51	36	15
DC OFFICE JALOKATI	8	4	4	4	3	1	4	4	0	0	5	-5	0	0	0	23	21	2
DC OFFICE BHOLA	18	8	10	0	0	0	20	9	11	0	0	0	0	0	0	45	21	24
DC OFFICE PEROJPUR	16	11	5	0	0	0	5	20	-15	0	0	0	0	0	0	23	33	-10
DC OFFICE BARGUNA	10	6	4	0	0	0	0	0	0	13	10	3	0	0	0	30	20	10
DC OFFICE PATUAKHALI	17	12	5	0	0	0	1	0	1	14	16	-2	0	0	0	34	29	5
DIVISIONAL TOTAL	87	54	33	4	3	1	31	33	-2	58	51	7	0	0	0	214	166	48

3.7 Class-I employees of the divisional and deputy commissioner offices by grades (grade 6-9 and fixed grade), 2021

Divisional/Deputy Commissioner Offices	TK. 35500			TK. 29000			TK. 23000			TK. 22000			FIXED			TOTAL		
	Sanc.	Exist.	Vacancy	Sanc.	Exist.	Vacancy	Sanc.	Exist.	Vacancy	Sanc.	Exist.	Vacancy	Sanc.	Exist.	Vacancy	Sanc.	Exist.	Vacancy
SYLHET DIV COM OFFICE	0	0	0	1	1	0	0	0	0	4	3	1	0	0	0	8	7	1
DC OFFICE SYLHET	17	14	3	0	0	0	34	28	6	2	0	2	0	0	0	60	48	12
DC OFFICE HABIGANJ	15	10	5	0	0	0	27	17	10	0	0	0	0	0	0	50	32	18
DC OFFICE SUNAMGONJ	17	10	7	0	0	0	30	13	17	0	0	0	0	0	0	53	28	25
DC OFFICE MOULAVIBAZAR	11	7	4	1	1	0	16	23	-7	1	0	1	0	0	0	36	35	1
DIVISIONAL TOTAL	60	41	19	2	2	0	107	81	26	7	3	4	0	0	0	207	150	57
RANGPUR DIV COM OFFICE	0	0	0	1	0	1	0	0	0	4	4	0	0	0	0	10	9	1
DC OFFICE DINAJPUR	18	14	4	0	0	0	23	18	5	2	1	1	0	0	0	49	38	11
DC OFFICE THAKURGAON	9	8	1	0	0	0	6	6	0	4	2	2	0	0	0	24	19	5
DC OFFICE PANCHAGARH	7	6	1	2	0	2	5	2	3	6	3	3	0	0	0	25	14	11
DC OFFICE GAIBANDHA	13	8	5	7	5	2	4	6	-2	1	0	1	0	0	0	31	23	8
DC OFFICE KURIGRAM	10	9	1	21	6	15	0	4	-4	2	1	1	0	0	0	38	25	13
DC OFFICE LALMONIRHAT	5	5	0	10	3	7	0	0	0	5	7	-2	0	0	0	26	18	8
DC OFFICE NILPHAMARI	8	7	1	4	2	2	10	12	-2	1	0	1	0	0	0	29	26	3
DC OFFICE RANGPUR	14	11	3	9	3	6	0	0	0	11	17	-6	0	0	0	41	36	5
DIVISIONAL TOTAL	84	68	16	54	19	35	48	48	0	36	35	1	0	0	0	273	208	65
MYMENSINGH DIV COM OFFICE	1	1	0	0	0	0	0	0	0	3	3	0	0	0	0	8	8	0
DC OFFICE MYMENSINGH	37	35	2	6	2	4	0	0	0	99	94	5	0	0	0	170	155	15
DC OFFICE JAMALPUR	11	7	4	0	0	0	0	0	0	25	12	13	0	0	0	41	22	19
DC OFFICE SHERPUR	6	0	6	0	0	0	0	0	0	15	16	-1	0	0	0	32	27	5
DC OFFICE NETROKONA	14	10	4	0	0	0	0	0	0	21	16	5	0	0	0	42	30	12
DIVISIONAL TOTAL	69	53	16	6	2	4	0	0	0	163	141	22	0	0	0	293	242	51
GRAND TOTAL	1023	688	335	158	77	81	378	374	4	834	679	155	0	0	0	2868	2194	674

3.8 Class-I employees of the autonomous bodies and corporations by grades (grade 1-5), 2021

Autonomous Bodies/Corporation	Tk. 78000			Tk. 66000			Tk. 56500			Tk. 50000			Tk. 43000		
	Sanc	Exist	Vacant	Sanc	Exist	Vacant	Sanc	Exist	Vacant	Sanc	Exist	Vacant	Sanc	Exist	Vacant
MINISTRY OF AGRICULTURE															
AGRICULTURE INFORMATION SERVICE (AIS)	0	0	0	0	0	0	0	0	0	1	1	0	2	2	0
BANGLADESH AGRI DEV CORP	1	1	0	20	10	10	7	6	1	107	104	3	250	217	33
BANGLADESH AGRI RES INST	1	1	0	8	8	0	39	34	5	102	98	4	4	0	4
BANGLADESH AGRICULTURE RES. COUNCIL	1	0	1	7	2	5	16	14	2	26	5	21	4	2	2
BANGLADESH JUTE RESEARCH INSTITUTE	1	0	1	4	3	1	13	6	7	41	32	9	1	1	0
BARIND MULTIPURPOSE DEVELOPMENT AUTHORITY, RAJSHAHI	2	2	0	0	0	0	0	0	0	5	5	0	0	0	0
BD APPLIED NUTRITION & HUMAN RESOURCE DEV. BOARD	0	0	0	0	0	0	1	1	0	1	0	1	0	0	0
BD INST OF NUCLEAR AGRI MYM	1	1	0	3	3	0	16	11	5	21	20	1	2	1	1
BD SUGARCANE RESEARCH INSTITUTE	1	1	0	2	1	1	16	2	15	26	26	0	2	1	1
RICE RESEARCH INST	1	0	1	3	2	1	27	23	4	44	37	7	4	4	0
MINISTRY TOTAL	9	6	3	47	29	18	135	96	39	374	328	46	269	227	42
MINISTRY OF CIVIL AVIATION AND TOURISM															
BANGLADESH SERVICES LIMITED	0	0	0	1	1	0	2	2	0	0	0	0	2	0	2
BANGLADESH TOURISM BOARD	0	0	0	1	1	0	2	2	0	0	0	0	0	0	0
BIMAN BANGLADESH AIRLINES LTD.	0	0	0	8	7	1	28	18	10	43	33	10	0	4	-4
CIVIL AVIATION AUTHORITY	0	0	0	1	1	0	7	7	0	5	4	1	28	21	7
HOTELS INTERNATIONAL LTD.	0	0	0	0	0	0	1	1	0	0	0	0	1	1	0
PARJATAN CORP.	1	1	0	0	0	0	3	3	0	3	5	-2	12	29	-17
MINISTRY TOTAL	1	1	0	11	10	1	43	33	10	51	42	9	43	55	-12

3.8 Class-I employees of the autonomous bodies and corporations by grades (grade 1-5), 2021

Autonomous Bodies/Corporation	Tk. 78000			Tk. 66000			Tk. 56500			Tk. 50000			Tk. 43000		
	Sanc	Exist	Vacant	Sanc	Exist	Vacant	Sanc	Exist	Vacant	Sanc	Exist	Vacant	Sanc	Exist	Vacant
MINISTRY OF COMMERCE															
BANGLADESH COMPETITION COMMISSION	2	2	0	2	2	0	1	1	0	1	1	0	7	7	0
BANGLADESH TEA BOARD CTG	1	1	0	2	2	0	5	2	3	9	3	6	4	2	2
BUSINESS PROMOTION COUNCIL	0	0	0	0	0	0	3	3	0	0	0	0	1	1	0
EXPORT PROMOTION BUREAU	0	0	0	1	1	0	2	2	0	0	0	0	10	5	5
INST OF CHARTERED ACCOUNTANTS OF BANGLADESH	1	1	0	3	3	0	13	13	0	0	0	0	4	4	0
INST OF CHARTERED SECRETARIES OF BANGLADESH	1	1	0	2	0	2	3	0	3	10	1	9	13	1	12
INST OF COST & MANG ACCOUNTS	1	1	0	0	0	0	3	1	2	5	1	4	9	7	2
TARIF COMMISSION	1	1	0	0	0	0	7	5	2	0	0	0	10	9	1
TRADING CORP OF BANGLADESH	0	0	0	1	1	0	9	9	0	0	0	0	18	17	1
MINISTRY TOTAL	7	7	0	11	9	2	46	36	10	25	6	19	76	53	23
MINISTRY OF CTG. HILL TRACTS AFFAIRS															
CHITTAGONG HILL TRACTS REGIONAL COUNCIL, RANGAMATI	0	0	0	0	0	0	1	1	0	0	0	0	2	2	0
CHTS DEV BOARD /RANGAMATI	0	0	0	0	0	0	1	1	0	0	0	0	4	3	1
CIVIL AFFAIRS OFFICE	0	0	0	0	0	0	0	0	0	0	0	0	1	1	0
DIST. COUNCIL KHAGRACHARI HILL DIST	0	0	0	0	0	0	0	0	0	1	1	0	0	0	0
DISTRICT COUNCIL, BANDARBAN HILL DISTRICT	0	0	0	0	0	0	0	0	0	0	0	0	1	1	0
RANGAMATI HILL DISTRICT COUNCIL	0	0	0	0	0	0	0	0	0	0	0	0	0	0	0
TASK FORCE, KHAGRACHARI	0	0	0	0	0	0	0	0	0	1	1	0	0	0	0
TASKFORCE FOR REPAT. & REHAB OF INTERNALLY DISPACE	0	0	0	0	0	0	0	0	0	0	0	0	0	0	0
MINISTRY TOTAL	0	0	0	0	0	0	2	2	0	2	2	0	8	7	1

3.8 Class-I employees of the autonomous bodies and corporations by grades (grade 1-5), 2021

Autonomous Bodies/Corporation	Tk. 78000			Tk. 66000			Tk. 56500			Tk. 50000			Tk. 43000		
	Sanc	Exist	Vacant	Sanc	Exist	Vacant	Sanc	Exist	Vacant	Sanc	Exist	Vacant	Sanc	Exist	Vacant
MINISTRY OF CULTURAL AFFAIRS															
AHSAN MANZIL MUSEUM	0	0	0	0	0	0	0	0	0	0	0	0	0	0	0
BANGLA ACADEMY DHAKA	0	0	0	2	2	0	1	1	0	0	0	0	5	5	0
BD NATIONAL MUSEUM	0	0	0	1	1	0	1	1	0	0	0	0	6	3	3
COX'S BAZAR CULTURAL CENTRE	0	0	0	0	0	0	0	0	0	0	0	0	1	1	0
FOLK ART & CRAFTS FOUNDATION	0	0	0	0	0	0	0	0	0	0	0	0	1	1	0
JATIYO GRANTHO KENDRA (NATIONAL BOOK CENTRE)	0	0	0	0	0	0	1	1	0	0	0	0	0	0	0
MONIPURI LALITKALA ACADEMY	0	0	0	0	0	0	0	0	0	0	0	0	0	0	0
NAZRUL INSTITUTE	0	0	0	1	1	0	0	0	0	0	0	0	1	1	0
OSMANIA MUSEUM SYLHET	0	0	0	0	0	0	0	0	0	0	0	0	0	0	0
RAJSHAHI DIV ETHNIC MINORITY CULT ACA	0	0	0	0	0	0	0	0	0	0	0	0	0	0	0
SHILPACHARYA ZAINUL ABEDIN SHANGRAHASHALA, MYM	0	0	0	0	0	0	0	0	0	0	0	0	0	0	0
SHILPOKALA ACADEMY	0	0	0	2	2	0	0	0	0	0	0	0	6	6	0
TRIBAL CULT ACADEMY, NETRAKONA	0	0	0	0	0	0	0	0	0	0	0	0	0	0	0
TRIBAL CULT INST, RANGAMATI	0	0	0	0	0	0	0	0	0	0	0	0	0	0	0
TRIBAL CULTURAL INST, BANDARBAN	0	0	0	0	0	0	0	0	0	0	0	0	0	0	0
TRIBAL CULTURAL INSTITUTE, KHAGRACHHARI	0	0	0	0	0	0	0	0	0	0	0	0	0	0	0
ZIA MEMORIAL MUSEUM, CHITTAGONG	0	0	0	0	0	0	0	0	0	0	0	0	0	0	0
MINISTRY TOTAL	0	0	0	6	6	0	3	3	0	0	0	0	20	17	3
MINISTRY OF DEFENCE															
BANGLADESH CADET COLLEGE	0	0	0	0	0	0	0	0	0	7	4	3	74	69	5
SPACE RES & REMOT SENSING ORG	0	0	0	1	1	0	14	9	5	13	7	6	0	0	0
MINISTRY TOTAL	0	0	0	1	1	0	14	9	5	20	11	9	74	69	5

3.8 Class-I employees of the autonomous bodies and corporations by grades (grade 1-5), 2021

Autonomous Bodies/Corporation	Tk. 78000			Tk. 66000			Tk. 56500			Tk. 50000			Tk. 43000		
	Sanc	Exist	Vacant	Sanc	Exist	Vacant	Sanc	Exist	Vacant	Sanc	Exist	Vacant	Sanc	Exist	Vacant
MINISTRY OF DISASTER MANAGEMENT AND RELIEF															
CYCLONE PREPAREDNESS PROGRAMME BD RED CRESENT SOCI	0	0	0	0	0	0	0	0	0	0	0	0	2	2	0
MYANMAR REFUGEE CELL OF DMRD, BANGLADESH SECRE.	0	0	0	0	0	0	0	0	0	1	1	0	1	0	1
REFUGEE HEALTH UNIT, CIVIL SURGEON OFFICE, COX'S BAZAR	0	0	0	0	0	0	0	0	0	0	0	0	0	0	0
REFUGEE RELIEF & REPATRIATION COMMISSIONER OFFICE	0	0	0	0	0	0	1	1	0	0	0	0	1	14	-13
MINISTRY TOTAL	0	0	0	0	0	0	1	1	0	1	1	0	4	16	-12
MINISTRY OF EDUCATION															
BANGLADESH SCOUTS	0	0	0	0	0	0	0	0	0	1	1	0	3	3	0
BD TECHNICAL EDUCATION BOARD	0	0	0	0	0	0	1	0	1	6	5	1	20	18	2
MAOLANA BHASANI SCIENCE & TECH UNIVERSITY	2	2	0	0	0	0	15	6	9	14	25	-11	16	9	7
SECONDARY AND HIGHER EDUCATION DIVISION															
BANGABANDHU SK. MUJIBUR RAHMAN SCIENCE & TECH UNIV	7	7	0	0	0	0	1	1	0	0	0	0	4	4	0
BANGABANDHU SK. MUJIBUR RAHMAN AGRI. UNIVERSITY	62	42	20	0	0	0	7	3	4	65	21	44	10	7	3
BANGLADESH AGRICULTURAL UNIVERSITY, MYM	1	1	0	0	0	0	193	258	-65	127	139	-12	17	35	-18
BANGLADESH INSTITUTE OF CAPITAL MARKET	1	1	0	1	1	0	5	0	5	5	1	4	3	0	3
BANGLADESH OPEN UNIVERSITY, GAZIPUR	4	3	1	0	0	0	27	23	4	69	77	-8	42	30	12
BANGLADESH TEXTILE UNIVERSITY	3	1	2	0	0	0	13	3	10	9	6	3	5	3	2
BANGLADESH UNIVERSITY OF PROFESSIONALS	0	0	0	0	0	0	0	0	0	0	0	0	5	5	0
BD NATIONAL COMMISSION FOR UNESCO	0	0	0	0	0	0	1	1	0	0	0	0	2	1	1

3.8 Class-I employees of the autonomous bodies and corporations by grades (grade 1-5), 2021

Autonomous Bodies/Corporation	Tk. 78000			Tk. 66000			Tk. 56500			Tk. 50000			Tk. 43000		
	Sanc	Exist	Vacant	Sanc	Exist	Vacant	Sanc	Exist	Vacant	Sanc	Exist	Vacant	Sanc	Exist	Vacant
MINISTRY OF EDUCATION															
SECONDARY AND HIGHER EDUCATION DIVISION															
BD UNIVERSITY OF ENGG & TECHNOLOGY	1	1	0	188	208	-20	26	22	4	188	54	134	71	58	13
BEGUM ROKEYA UNIVERSITY, RANGPUR	0	0	0	0	0	0	4	1	3	8	10	-2	13	7	6
BOARD OF INTER & SECON EDU, CHITTAGONG	0	0	0	0	0	0	0	0	0	9	9	0	7	6	1
BOARD OF INTER & SECON EDU, COMILLA	0	0	0	0	0	0	0	0	0	3	3	0	12	12	0
BOARD OF INTER & SECON EDU, DHAKA	0	0	0	0	0	0	1	1	0	10	10	0	3	3	0
BOARD OF INTER & SECON EDU, DINAJPUR	0	0	0	0	0	0	1	1	0	6	6	0	3	2	1
BOARD OF INTER & SECON EDU, JESSORE	0	0	0	0	0	0	0	0	0	7	7	0	0	0	0
BOARD OF INTER & SECON EDU, RAJSHAHI	0	0	0	0	0	0	0	0	0	6	6	0	2	2	0
BOARD OF INTER & SECON EDU, SYLHET	0	0	0	0	0	0	0	0	0	3	3	0	3	3	0
BOARD OF INTER & SECON EDU, BARISAL	0	0	0	0	0	0	1	1	0	0	0	0	4	3	1
CHITTAGONG UNIVERSITY	2	1	1	0	198	-198	149	76	73	156	239	-83	8	8	0
COMILLA UNIVERSITY	1	1	0	0	0	0	17	5	12	20	9	11	5	1	4
COUNCIL OF BD INST OF TECHNOLOGY, DHAKA	1	1	0	1	1	0	0	0	0	2	2	0	0	0	0
CTG VETERINARY & ANIMAL SCIENCE UNIVERSITY	0	0	0	1	1	0	36	24	12	39	22	17	7	5	2
CUET, CHITTAGONG	1	1	0	41	21	20	4	1	3	33	16	17	3	1	2
DHAKA UNIVERSITY	3	4	-1	729	684	45	15	15	0	360	340	20	112	171	-59
DUET, GAZIPUR	1	1	0	0	0	0	54	34	20	57	19	38	5	7	-2
HAZI MD. DANESH SCIENCE & TECH	2	1	1	0	0	0	96	49	47	161	41	120	17	0	17
INTERNATIONAL MOTHER LANGUAGE INSTITUTE	0	0	0	1	1	0	0	0	0	0	0	0	2	2	0
ISLAMIC UNIVERSITY	1	1	0	0	73	-73	32	81	-49	48	71	-23	42	27	15
JAGANNATH UNIVERSITY	0	0	0	0	0	0	84	55	29	95	52	43	10	10	0
JATIYA KABI KAZI NAZRUL ISLAM UNIVERSITY, MYMENSINGH	1	1	0	0	0	0	10	10	0	15	5	10	3	2	1

3.8 Class-I employees of the autonomous bodies and corporations by grades (grade 1-5), 2021

Autonomous Bodies/Corporation	Tk. 78000			Tk. 66000			Tk. 56500			Tk. 50000			Tk. 43000		
	Sanc	Exist	Vacant	Sanc	Exist	Vacant	Sanc	Exist	Vacant	Sanc	Exist	Vacant	Sanc	Exist	Vacant
MINISTRY OF EDUCATION															
JESSORE SCIENCE & TECH UNIVERSITY	1	1	0	0	0	0	19	6	13	12	6	6	3	3	0
KHULNA UNIVERSITY, KHULNA	0	0	0	0	0	0	38	107	-69	40	73	-33	12	46	-34
KUET, KHULNA	2	1	1	0	0	0	73	62	11	79	42	37	10	6	4
NATIONAL CURR & TEXT BOOK BOARD, DHAKA	0	0	0	1	1	0	4	4	0	1	1	0	17	17	0
NATIONAL UNIVERSITY, GAZIPUR	0	0	0	0	0	0	13	16	-3	9	14	-5	78	119	-41
NGTE RETIREMENT BENEFIT BOARD	0	0	0	0	0	0	0	0	0	1	0	1	3	0	3
NOAKHALI SCIENCE & TECH UNIVERSITY	1	1	0	10	1	9	6	2	4	17	9	8	6	3	3
NON GOV. EDU. INST. & TEACHERS & EM. WEL. TRUST	0	0	0	0	0	0	0	0	0	0	0	0	2	1	1
NON GOV. TEACHERS REG & CERTI AUTH (NTRCA)	0	0	0	0	0	0	4	4	0	0	0	0	17	16	1
NTRMAS	0	0	0	0	0	0	0	0	0	2	1	1	2	2	0
PABNA SCIENCE & TECH UNIVERSITY	1	1	0	0	0	0	0	0	0	16	10	6	4	3	1
PATUAKHALI SCIENCE & TECH UNIVERSITY	6	6	0	0	0	0	28	30	-2	0	41	-41	11	9	2
RAJSHAHI UNIVERSITY	0	0	0	2	2	0	211	424	-213	219	266	-47	119	116	3
RESIDENTIAL MODEL COLLEGE, DHAKA	0	0	0	0	0	0	0	0	0	1	1	0	20	18	2
RUET, RAJSHAHI	1	1	0	0	0	0	49	36	13	51	14	37	7	6	1
SHAHJALAL UNIVERSITY OF SCIENCE & TECH., SYLHET	0	0	0	0	0	0	199	99	100	221	101	120	22	17	5
SHER-E-BANGLA AGRICULTURAL UNIVERSITY	18	18	0	5	5	0	35	35	0	33	33	0	15	15	0
SYLHET AGRICULTURAL UNIVERSITY	1	1	0	0	0	0	47	33	14	49	39	10	5	24	-19
UNIVERSITY GRANTS COMMISSION, BD	6	5	1	10	6	4	13	11	2	0	0	0	34	18	16
JAHANGIRNAGAR UNIVERSITY	3	3	0	0	0	0	216	211	5	135	127	8	40	35	5
DIVISIONAL TOTAL	132	106	26	990	1203	-213	1732	1745	-13	2387	1946	441	847	889	-42

3.8 Class-I employees of the autonomous bodies and corporations by grades (grade 1-5), 2021

Autonomous Bodies/Corporation	Tk. 78000			Tk. 66000			Tk. 56500			Tk. 50000			Tk. 43000		
	Sanc	Exist	Vacant	Sanc	Exist	Vacant	Sanc	Exist	Vacant	Sanc	Exist	Vacant	Sanc	Exist	Vacant
TECHNICAL AND MADRASAH EDUCATION DIVISION															
BANGLADESH MADRASAH TEACHERS TRAIN, INSTITUTE	0	0	0	0	0	0	0	0	0	6	6	0	1	1	0
MADRASAH EDUCATION BOARD	0	0	0	0	0	0	0	0	0	1	1	0	6	5	1
NACTAR, BOGRA	0	0	0	0	0	0	0	0	0	1	1	0	0	0	0
NATIONAL ACADEMY FOR COMPUTER TRNG & RES (NACTAR)	0	0	0	0	0	0	0	0	0	1	1	0	2	0	2
DIVISIONAL TOTAL	0	0	0	0	0	0	0	0	0	9	9	0	9	6	3
MINISTRY TOTAL	134	108	26	990	1203	-213	1748	1751	-3	2417	1986	431	895	925	-30
ELECTION COMMISSION SECRETARIATE															
ELECTORAL TRAINING INSTITUTE	0	0	0	0	0	0	1	1	0	0	0	0	2	2	0
MINISTRY TOTAL	0	0	0	0	0	0	1	1	0	0	0	0	2	2	0
MINISTRY OF EXPATRIATES` WELFARE AND OVERSEAS EMPL.															
BOESL	1	1	0	0	0	0	3	2	1	0	0	0	1	1	0
WAGE EARNERS BOARD	0	0	0	2	2	0	1	1	0	0	0	0	0	0	0
MINISTRY TOTAL	1	1	0	2	2	0	4	3	1	0	0	0	1	1	0
MINISTRY OF FINANCE															
BASIC BANK	0	0	0	0	0	0	0	0	0	0	0	0	0	0	0
INVESTMENT CORP OF BANGLADESH	0	0	0	0	0	0	1	1	0	0	0	0	0	0	0
BANKING DIVISION															
PROBASHI KALLAYAN BANK	1	1	0	3	1	2	5	1	4	15	0	15	58	21	37
DIVISIONAL TOTAL	1	1	0	3	1	2	5	1	4	15	0	15	58	21	37

3.8 Class-I employees of the autonomous bodies and corporations by grades (grade 1-5), 2021

Autonomous Bodies/Corporation	Tk. 78000			Tk. 66000			Tk. 56500			Tk. 50000			Tk. 43000		
	Sanc	Exist	Vacant	Sanc	Exist	Vacant	Sanc	Exist	Vacant	Sanc	Exist	Vacant	Sanc	Exist	Vacant
FINANCE DIVISION															
BANGLADESH INSURANCE ACADEMY	0	0	0	1	1	0	1	1	0	0	0	0	2	2	0
BANGLADESH SHILPA RIN SANGSTHA	0	0	0	4	1	3	6	5	1	15	14	1	18	16	2
BD HOUSE BUILDING FINANCE CORP	0	0	0	7	7	0	25	15	10	61	22	39	345	221	124
INVESTMENT CORP OF BANGLADESH	1	1	0	90	58	32	45	40	5	76	69	7	104	83	21
JIBAN BIMA CORP	1	1	0	6	7	-1	11	9	2	17	16	1	73	67	6
MICROCREDIT REGULATORY AUTHORITY	0	0	0	1	1	0	0	0	0	0	0	0	5	3	2
SADHARAN BIMA CORP DHAKA	1	1	0	8	5	3	16	13	3	24	19	5	80	43	37
SECURITIES & EXCHANGE COMMISSION	4	3	1	0	0	0	9	9	0	15	16	-1	25	25	0
THE SECURITY PRINTING CORPORATION	0	0	0	1	1	0	9	8	1	14	14	0	24	21	3
DIVISIONAL TOTAL	7	6	1	118	81	37	122	100	22	222	170	52	676	481	195
FINANCIAL INSTITUTION DIV															
AGRANI BANK	0	0	0	25	24	1	106	106	0	303	297	6	909	908	1
ANSAR VDP UNNAYAN BANK	1	1	0	2	1	1	15	5	10	55	49	6	165	92	73
BANGLADESH BANK	4	4	0	41	34	7	131	116	15	488	503	-15	1200	1330	-130
BANGLADESH COMMERCE BANK LIMITED	3	3	0	103	59	44	43	19	24	0	0	0	0	0	0
BANGLADESH DEVELOPMENT BANK LTD.	0	0	0	14	8	6	44	31	13	69	54	15	108	98	10
BANGLADESH INST OF CAPITAL MARKET (BICM)	0	0	0	1	0	1	5	1	4	0	0	0	5	2	3
BANGLADESH SHILPA BANK	1	1	0	6	2	4	17	14	3	33	27	6	63	62	1
BASIC BANK	1	1	0	0	0	0	0	0	0	234	154	81	434	248	186
GRAMEEN BANK	1	1	0	7	17	-10	0	63	-63	0	182	-182	0	335	-335
INSURANCE DEV AUTHORITY (IDRA)	2	2	0	0	0	0	13	9	4	1	1	0	2	2	0
JANATA BANK	1	1	0	35	33	2	148	149	-1	347	346	1	869	867	2
KARMASANGSTHAN BANK	0	0	0	5	2	3	16	16	0	46	46	0	162	143	19

3.8 Class-I employees of the autonomous bodies and corporations by grades (grade 1-5), 2021

Autonomous Bodies/Corporation	Tk. 78000			Tk. 66000			Tk. 56500			Tk. 50000			Tk. 43000		
	Sanc	Exist	Vacant	Sanc	Exist	Vacant	Sanc	Exist	Vacant	Sanc	Exist	Vacant	Sanc	Exist	Vacant
FINANCIAL INSTITUTION DIV															
KRISHI BANK	1	1	0	23	11	12	121	77	44	345	227	118	703	529	174
PALLI SANCHAY BANK	0	0	0	98	944	-846	0	0	0	0	0	0	0	0	0
PROBASHI KALLAN BANK	1	1	0	2	0	2	5	1	4	15	0	15	43	2	41
RAJSHAHI KRISHI UNNAYAN BANK	1	0	1	7	3	4	48	11	37	85	75	10	229	212	17
RUPALI BANK	1	1	0	24	24	0	106	96	10	200	179	21	825	686	139
SONALI BANK	1	1	0	33	9	24	146	140	6	398	373	25	1282	1251	31
DIVISIONAL TOTAL	19	18	1	426	1171	-745	964	854	110	2619	2512	107	6999	6767	232
MINISTRY TOTAL	27	25	2	547	1253	-706	1092	956	136	2856	2682	174	7733	7269	464
MINISTRY OF FISHERIES AND LIVESTOCK															
BANGLADESH VETERINARY COUNCIL, DHAKA	0	0	0	0	0	0	0	0	0	1	0	1	2	2	0
BD FISHERIES DEV CORPORATION	0	0	0	1	1	0	2	2	0	2	1	1	15	5	10
BD LIVESTOCK RESEARCH INSTITUTE, SAVAR	0	0	0	4	0	4	8	6	2	14	2	12	1	1	0
FISHERIES RESEARCH INSTITUTE	0	0	0	1	1	0	10	4	6	38	19	19	8	6	2
MARINE FISHERIES ACADEMY	0	0	0	0	0	0	0	0	0	1	1	0	2	2	0
MINISTRY TOTAL	0	0	0	6	2	4	20	12	8	56	23	33	28	16	12
FOOD MINISTRY															
BANGLADESH FOOD SAFETY AUTHORITY	0	0	0	2	2	0	12	12	0	6	6	0	0	0	0
MINISTRY TOTAL	0	0	0	2	2	0	12	12	0	6	6	0	0	0	0
MINISTRY OF FOREIGN AFFAIRS															
FOREIGN SERVICE ACADEMY	1	1	0	0	0	0	0	0	0	0	0	0	1	1	0
INST OF INTL & STRATEGIC STU	2	1	1	5	2	3	0	0	0	7	5	2	0	0	0
MEDICAL EDU. & FAMILY WELFARE DIVISION															
NATIONAL ELEC MED EQIP MAINTENANCE WORK & TRNG CEN	0	0	0	0	0	0	0	0	0	1	1	0	0	0	0
DIVISION TOTAL	0	0	0	0	0	0	0	0	0	1	1	0	0	0	0
MINISTRY TOTAL	3	2	1	5	2	3	0	0	0	8	6	2	1	1	0

3.8 Class-I employees of the autonomous bodies and corporations by grades (grade 1-5), 2021

Autonomous Bodies/Corporation	Tk. 78000			Tk. 66000			Tk. 56500			Tk. 50000			Tk. 43000		
	Sanc	Exist	Vacant	Sanc	Exist	Vacant	Sanc	Exist	Vacant	Sanc	Exist	Vacant	Sanc	Exist	Vacant
MINISTRY OF HEALTH AND FAMILY WELFARE															
MEDICAL EDU. & FAMILY WELFARE DIVISION															
BANGABANDHU SK. MUJIB MEDICAL UNIVERSITY	5	5	0	0	0	0	177	166	11	155	155	0	20	20	0
BD. COLLEGE OF PHYSICIANS & SURGEONS	0	0	0	0	0	0	3	1	2	0	0	0	8	7	1
BD. HOMEOPATHY BOARD	0	0	0	0	0	0	0	0	0	0	0	0	1	1	0
BD. MEDICAL & DENTAL COUNCIL	0	0	0	1	1	0	0	0	0	1	1	0	0	0	0
BD. MEDICAL RESEARCH COUNCIL	0	0	0	0	0	0	1	1	0	1	0	1	0	0	0
BD. NURSING COUNCIL	0	0	0	0	0	0	0	0	0	1	1	0	0	0	0
BD. PHARMACY COUNCIL	0	0	0	0	0	0	0	0	0	1	1	0	2	0	2
BD. STATE MEDICAL FACULTY	0	0	0	0	0	0	0	0	0	1	1	0	1	1	0
BD. UNANI & AYURVEDIC BOARD	0	0	0	0	0	0	0	0	0	0	0	0	0	0	0
BUREAU OF HEALTH EDUCATION	0	0	0	0	0	0	0	0	0	0	0	0	1	4	-3
NATIONAL ELEC MED EQIP MAINTENANCE WORK & TRNG CEN	0	0	0	0	0	0	0	0	0	0	0	0	0	0	0
NATIONAL INST OF CANCER RESEARCH & HOSPITAL	0	0	0	0	0	0	13	7	6	27	13	14	5	1	4
NATIONAL INST OF DESEASES OF THE CHEST HOSPITAL	0	0	0	1	1	0	5	2	3	14	9	5	1	1	0
NATIONAL INST OF KIDNEY DESEASES & UROLOGY	0	0	0	0	0	0	9	5	4	15	9	6	0	0	0
DIVISIONAL TOTAL	5	5	0	2	2	0	208	182	26	216	190	26	39	35	4
MINISTRY TOTAL	5	5	0	2	2	0	208	182	26	216	190	26	39	35	4
MINISTRY OF HOUSING AND PUBLIC WORKS															
CTG. DEV. AUTHORITY	0	0	0	0	0	0	4	3	1	2	2	0	1	1	0
HOUSING & BUILDING RES. INST.	0	0	0	0	0	0	1	1	0	2	3	-1	0	0	0
KHULNA DEV. AUTHORITY	1	1	0	0	0	0	1	0	1	2	1	1	2	1	1
NATIONAL HOUSING AUTHORITY	0	0	0	1	1	0	4	4	0	6	3	3	12	12	0
RAJDHANI UNNAYAN KARTIPAKKHA	1	1	0	0	0	0	5	5	0	5	2	3	28	17	11
RAJSHAHI DEV. AUTHORITY	0	0	0	0	0	0	1	1	0	0	0	0	3	1	2
MINISTRY TOTAL	2	2	0	1	1	0	16	14	2	17	11	6	46	32	14

3.8 Class-I employees of the autonomous bodies and corporations by grades (grade 1-5), 2021

Autonomous Bodies/Corporation	Tk. 78000			Tk. 66000			Tk. 56500			Tk. 50000			Tk. 43000		
	Sanc	Exist	Vacant	Sanc	Exist	Vacant	Sanc	Exist	Vacant	Sanc	Exist	Vacant	Sanc	Exist	Vacant
MINISTRY OF INDUSTRIES															
BANGLADESH ACCREDITATION BOARD (BAB)	0	0	0	1	1	0	0	0	0	0	0	0	1	0	1
BD. CHEMICAL INDUSTRIES CORP	1	0	1	33	8	25	122	62	60	289	151	138	430	332	98
BD. IND TECH ASSISTANCE CENTRE (BITAC)	0	0	0	1	1	0	0	0	0	4	4	0	6	6	0
BD. INSTITUTE OF MANAGEMENT	0	0	0	1	1	0	3	1	2	0	0	0	14	14	0
BD. SMALL & COTTAGE INDUSTRIES CORP	0	0	0	1	1	0	34	8	26	43	2	41	81	17	64
BD. STANDARD & TESTING INST	1	1	0	0	0	0	0	0	0	9	8	1	0	0	0
BD. STEEL & ENGINEERING CORPORATION	1	1	0	4	2	2	38	12	26	52	30	22	59	43	16
BD. SUGAR & FOOD INDUSTRIES CORP	1	1	0	5	1	4	133	87	46	487	234	253	0	0	0
MINIMUM WAGES BOARD	1	1	0	0	0	0	0	0	0	0	0	0	0	0	0
NATIONAL PRODUCTIVITY ORGANISATION, NPO	0	0	0	1	1	0	0	0	0	0	0	0	0	0	0
OFFICE OF THE CHIEF INSPECTOR OF BOILERS	0	0	0	0	0	0	0	0	0	0	0	0	1	1	0
MINISTRY TOTAL	5	4	1	47	16	31	330	170	160	884	429	455	592	413	179
MINISTRY OF INFORMATION															
BANGLADESH PRESS COUNCIL	1	1	0	0	0	0	1	1	0	0	0	0	0	0	0
BANGLADESH SANGBAD SANGSTHA	0	0	0	0	0	0	0	0	0	0	0	0	0	0	0
FILM DEVELOPMENT CORPORATION	0	0	0	2	2	0	3	1	2	3	1	2	4	3	1
PRESS INST OF BANGLADESH	0	0	0	1	1	0	4	3	1	1	0	1	6	3	3
MINISTRY TOTAL	1	1	0	3	3	0	8	5	3	4	1	3	10	6	4
MINISTRY OF JUTE AND TEXTILE															
B T M C	0	0	0	0	0	0	18	6	12	12	3	9	10	7	3
BANGLADESH HANDLOOM BOARD	0	0	0	1	1	0	10	8	2	3	1	2	10	7	3
BANGLADESH JUTE CORP	0	0	0	1	1	0	29	0	29	0	0	0	0	0	0
BANGLADESH SERICULTURE BOARD	0	0	0	0	0	0	0	0	0	8	5	3	8	1	7
BD JUTE MILLS CORP	0	0	0	0	0	0	50	13	37	110	30	80	204	101	103
BD SERICULTURE RES & TRNG INST, RAJSHAHI	0	0	0	0	0	0	1	0	1	2	0	2	1	0	1
MINISTRY TOTAL	0	0	0	2	2	0	108	27	81	135	39	96	233	116	117

3.8 Class-I employees of the autonomous bodies and corporations by grades (grade 1-5), 2021

Autonomous Bodies/Corporation	Tk. 78000			Tk. 66000			Tk. 56500			Tk. 50000			Tk. 43000		
	Sanc	Exist	Vacant	Sanc	Exist	Vacant	Sanc	Exist	Vacant	Sanc	Exist	Vacant	Sanc	Exist	Vacant
MINISTRY OF LABOUR AND EMPLOYMENT															
MINIMUM WAGES BOARD	1	1	0	0	0	0	0	0	0	0	0	0	0	0	0
NATIONAL SKILLS DEVELOPMENT	0	0	0	1	1	0	0	0	0	0	0	0	2	2	0
MINISTRY TOTAL	1	1	0	1	1	0	0	0	0	0	0	0	2	2	0
MINISTRY OF LGRD AND CO-OPERATIVE															
RAJSHAHI CITY CORPORATION	0	0	0	1	1	0	0	0	0	0	0	0	1	1	0
LOCAL GOVERNMENT DIVISION															
BARISAL CITY CORPORATION	0	0	0	0	0	0	1	1	0	1	1	0	4	4	0
COMILLA CITY CORPORATION	0	0	0	0	0	0	0	0	0	0	0	0	1	1	0
CTG. CITY CORPORATION	0	0	0	0	0	0	0	0	0	3	2	1	11	9	2
DHAKA NORTH CITY CORPORATION	0	0	0	3	3	0	3	3	0	20	21	-1	6	4	2
DHAKA SOUTH CITY CORPORATION	0	0	0	1	1	0	3	1	2	13	6	7	10	9	1
GAZIPUR CITY CORPORATION	0	0	0	0	0	0	1	1	0	7	3	4	5	2	3
KHULNA CITY CORPORATION	0	0	0	0	0	0	1	1	0	0	0	0	2	2	0
MYMENSINGH CITY CORPORATION	0	0	0	0	0	0	0	0	0	0	0	0	0	0	0
NARAYANGANJ CITY CORPORATION	0	0	0	0	0	0	0	0	0	3	1	2	0	0	0
NATIONAL INST. OF LOCAL GOVT	0	0	0	1	1	0	0	0	0	4	4	0	4	4	0
RAJSHAHI CITY CORPORATION	0	0	0	0	0	0	1	1	0	1	1	0	3	3	0
RANGPUR CITY CORPORATION	0	0	0	0	0	0	0	0	0	3	3	0	7	2	5
SYLHET CITY CORPORATION	0	0	0	0	0	0	5	2	3	3	1	2	2	1	1
WASA CHITTAGONG	0	0	0	0	0	0	4	3	1	6	3	3	3	2	1
WASA DHAKA	1	1	0	6	2	4	5	1	4	19	11	8	45	38	7
WASA KHULNA	1	1	0	0	0	0	0	0	0	3	1	2	4	2	2
WASA RAJSHAHI	0	0	0	0	0	0	0	0	0	0	0	0	0	4	-4
DIVISIONAL TOTAL	2	2	0	11	7	4	24	14	10	86	58	28	107	87	20

3.8 Class-I employees of the autonomous bodies and corporations by grades (grade 1-5), 2021

17

Autonomous Bodies/Corporation	Tk. 78000			Tk. 66000			Tk. 56500			Tk. 50000			Tk. 43000		
	Sanc	Exist	Vacant	Sanc	Exist	Vacant	Sanc	Exist	Vacant	Sanc	Exist	Vacant	Sanc	Exist	Vacant
MINISTRY OF LGRD AND CO-OPERATIVE															
RURAL DEVELOPMENT AND CO-OPERATIVE															
DIVISION															
B A R D COMILLA	0	0	0	1	1	0	1	0	1	9	8	1	14	13	1
BANGABANDHU ACADEMY FOR P.A. & RURAL DEV. GOPALGANJ	0	0	0	0	0	0	1	1	0	3	0	3	4	0	4
BANGLADESH RURAL DEVELOPMENT BOARD & BRDTI, SYLHET	1	1	0	0	0	0	6	2	4	0	0	0	10	6	4
BANGLADESH SAMABAYA BANK LTD	0	0	0	0	0	0	0	0	0	3	3	0	0	0	0
BD. CO-OPERATIVE ACADEMY	0	0	0	0	0	0	0	0	0	1	1	0	1	1	0
PALLI DARIDRO BIMODHON FOUNDATION	1	1	0	3	1	2	3	6	-3	15	14	1	56	18	38
R D A BOGRA	0	0	0	1	0	1	1	0	1	8	4	4	10	9	1
DIVISION TOTAL	2	2	0	5	2	3	12	9	3	39	30	9	95	47	48
MINISTRY TOTAL	4	4	0	17	10	7	36	23	13	125	88	37	203	135	68
MINISTRY OF LIBERATION WAR AFFAIRS															
BANGLADESH FREEDOM FIGHTERS TRUST	0	0	0	1	1	0	1	0	1	3	3	0	0	0	0
BD FREEDOM FIGHTERS WEL TRUST	0	0	0	0	0	0	1	1	0	0	0	0	4	4	0
JATIO MUKTIJODDHA COUNCIL	0	0	0	1	1	0	0	0	0	4	3	1	0	0	0
MINISTRY TOTAL	0	0	0	2	2	0	2	1	1	7	6	1	4	4	0

131

3.8 Class-I employees of the autonomous bodies and corporations by grades (grade 1-5), 2021

Autonomous Bodies/Corporation	Tk. 78000			Tk. 66000			Tk. 56500			Tk. 50000			Tk. 43000		
	Sanc	Exist	Vacant	Sanc	Exist	Vacant	Sanc	Exist	Vacant	Sanc	Exist	Vacant	Sanc	Exist	Vacant
MINISTRY OF POST, TELECOM & INFORMATION TECH															
INFORMATION AND COMMUNICATION TECH DIV															
BANGLADESH HI-TECH PARK AUTHORITY	1	1	0	0	0	0	0	0	0	2	2	0	0	0	0
BD COMPUTER COUNCIL	1	1	0	0	0	0	3	3	0	2	2	0	12	11	1
OFFICE OF THE CONTROLLER OF THE CERTIFYING AUTHOR	0	0	0	0	0	0	1	1	0	0	0	0	2	2	0
DIVISIONAL TOTAL	2	2	0	0	0	0	4	4	0	4	4	0	14	13	1
POST & TELECOMMUNICATION DIVISION															
TELEPHONE SHILPA SANGSTHA LIMITED	0	0	0	0	0	0	18	1	17	0	0	0	32	3	29
DIVISIONAL TOTAL	0	0	0	0	0	0	18	1	17	0	0	0	32	3	29
MINISTRY TOTAL	2	2	0	0	0	0	22	5	17	4	4	0	46	16	30
MINISTRY OF ENVIRONMENT, FOREST AND CLIMATE CHANGE															
BANGLADESH CLIMATE CHANG TRUST	0	0	0	1	1	0	1	1	0	1	1	0	2	2	0
BD FOREST INDST DEV CORP	0	0	0	0	0	0	10	6	4	8	1	7	19	2	17
MINISTRY TOTAL	0	0	0	1	1	0	11	7	4	9	2	7	21	4	17
MINISTRY OF PUBLIC ADMINISTRATION															
BIAM FOUNDATION	0	0	0	1	1	0	4	4	0	0	0	0	1	2	-1
BOARD OF TRUSTEES	0	0	0	0	0	0	0	0	0	0	0	0	0	0	0
PUBLIC ADMN TRAINING CENTRE	1	1	0	6	4	2	0	0	0	0	0	0	20	15	5
REG PUB ADMN TRNG CENTRE	0	0	0	0	0	0	0	0	0	0	0	0	1	1	0
MINISTRY TOTAL	1	1	0	7	5	2	4	4	0	0	0	0	22	18	4

3.8 Class-I employees of the autonomous bodies and corporations by grades (grade 1-5), 2021

Autonomous Bodies/Corporation	Tk. 78000			Tk. 66000			Tk. 56500			Tk. 50000			Tk. 43000		
	Sanc	Exist	Vacant	Sanc	Exist	Vacant	Sanc	Exist	Vacant	Sanc	Exist	Vacant	Sanc	Exist	Vacant
MINISTRY OF ROAD TRANSPORT AND BRIDGES															
ROAD TRANSPORT AND HIGHWAY DIVISION															
BD ROAD TRANSPORT CORP	0	0	0	1	1	0	3	3	0	4	4	0	6	5	1
DHAKA TRANSPORT CO-ORDINATION BOARD	0	0	0	1	1	0	3	3	0	6	2	4	16	6	10
DIVISIONAL TOTAL	0	0	0	2	2	0	6	6	0	10	4	6	22	11	11
MINISTRY TOTAL	0	0	0	2	2	0	6	6	0	10	6	4	22	11	11
MINISTRY OF PLANNING															
PLANNING DIVISION															
ACADEMY FOR PLANNING & DEVELOPMENT	1	1	0	0	0	0	1	1	0	3	3	0	4	3	1
BANGLADESH INSTITUTE OF DEVELOPMENT STUDIES (BIDS)	1	1	0	0	0	0	5	3	2	16	8	8	3	2	1
DIVISIONAL TOTAL	2	2	0	0	0	0	6	4	2	19	11	8	7	5	2
MINISTRY TOTAL	2	2	0	0	0	0	6	4	2	19	11	8	7	5	2
MINISTRY OF POST AND TELE COMMUNICATION															
BANGLADESH CABLE SHILPA LIMITED	0	0	0	6	3	3	6	3	3	0	0	0	18	13	5
BANGLADESH SUBMARINE CABLE COMPANY LIMITED (BSCCL)	1	1	0	12	7	5	0	0	0	0	0	0	38	24	14
BANGLADESH TELECOMMUNICATIONS CO. LTD.	0	0	0	1	1	0	27	17	10	66	32	34	204	116	88
MINISTRY TOTAL	1	1	0	19	11	8	33	20	13	66	32	34	260	153	107
MINISTRY OF POWER, ENERGY & MIN RESOURCES															
ENERGY AND MINERAL RESOURCES DIV															
BD ENERGY REGULATORY COMMISSION	0	0	0	1	0	1	4	3	1	0	0	0	8	5	3
BD OIL GAS & MINERAL CORP	0	0	0	6	6	0	20	18	2	43	27	16	54	31	23
PETROLEUM CORP	0	0	0	1	1	0	8	6	2	15	11	4	1	1	0
DIVISIONAL TOTAL	0	0	0	8	7	1	32	27	5	58	38	20	63	37	26

3.8 Class-I employees of the autonomous bodies and corporations by grades (grade 1-5), 2021

Autonomous Bodies/Corporation	Tk. 78000			Tk. 66000			Tk. 56500			Tk. 50000			Tk. 43000		
	Sanc	Exist	Vacant	Sanc	Exist	Vacant	Sanc	Exist	Vacant	Sanc	Exist	Vacant	Sanc	Exist	Vacant
POWER DIVISION															
DHAKA POWER DISTRIBUTION CO. LTD.	0	0	0	1	1	0	1	1	0	0	0	0	0	0	0
POWER DEV BOARD	1	1	0	18	15	3	8	8	0	146	140	6	470	413	57
RURAL ELECTRIFICATION BOARD	1	1	0	9	9	0	2	1	1	61	59	2	2	2	0
SUSTAINABLE & RENEWABLE ENERGY DEV. AITH. (SREDA)	0	0	0	1	1	0	5	3	2	0	0	0	5	3	2
DIVISIONAL TOTAL	2	2	0	27	24	3	16	3	3	207	199	8	477	418	59
MINISTRY TOTAL	2	2	0	37	33	4	48	40	8	265	237	28	540	455	85
PRIME MINISTER'S OFFICE															
BANGLADESH ECONOMIC ZONE AUTHORITY	1	1	0	3	2	1	7	5	2	0	0	0	13	7	6
BD EXPORT PROCESSING ZONE AUTHORITY	1	1	0	0	0	0	21	16	5	30	8	22	51	50	1
NATIONAL SKILL DEV. AUTHORITY	1	1	0	4	3	1	0	0	0	0	0	0	0	0	0
PRIVATIZATION COMMISSION	3	4	-1	0	0	0	5	3	2	0	0	0	7	7	0
PUBLIC-PRIVATE PARTNERSHIP OFFICE	1	1	0	0	0	0	4	2	2	0	0	0	4	4	0
MINISTRY TOTAL	7	8	-1	7	5	2	37	26	11	30	8	22	75	68	7
MINISTRY OF RELIGIOUS AFFAIRS															
BUDHIST RELIGIOUS WELFARE TRUST	0	0	0	0	0	0	0	0	0	0	0	0	1	1	0
HINDU RELIGIOUS WELFARE TRUST	0	0	0	0	0	0	1	1	0	0	0	0	0	0	0
ISLAMIC FOUNDATION BANGLADESH	3	3	0	0	0	0	0	0	0	1	1	0	17	25	-8
OFFICE OF THE ADMINISTRATOR OF WAQF	0	0	0	1	1	0	1	1	0	2	1	1	0	0	0
MINISTRY TOTAL	3	3	0	1	1	0	2	2	0	3	2	1	18	26	-8
MINISTRY OF SCIENCE AND TECHNOLOGY															
BANGABANDHU SK MUJIB NOVO THEATRE	0	0	0	0	0	0	1	1	0	0	0	0	1	0	1
BANGALDESH OCEANOGRAPHIC RESEARCH INSTITUTE	0	0	0	1	1	0	6	1	5	10	0	10	0	0	0

3.8 Class-I employees of the autonomous bodies and corporations by grades (grade 1-5), 2021

Autonomous Bodies/Corporation	Tk. 78000			Tk. 66000			Tk. 56500			Tk. 50000			Tk. 43000		
	Sanc	Exist	Vacant	Sanc	Exist	Vacant	Sanc	Exist	Vacant	Sanc	Exist	Vacant	Sanc	Exist	Vacant
MINISTRY OF SCIENCE AND TECHNOLOGY															
BANSDOC	0	0	0	0	0	0	1	1	0	1	1	0	0	0	0
BCSIR	1	1	0	15	4	11	22	5	17	62	34	28	1	0	1
BD ATOMIC ENERGY COMMISSION	1	1	0	5	4	1	66	92	-26	114	123	-9	10	22	-12
BD COUNCIL OF SCIENCE & IND RES	1	1	0	15	4	11	22	15	7	62	40	22	1	0	1
NATIONAL INSTITUTE OF BIOTECHNOLOGY	0	0	0	0	0	0	7	3	4	0	0	0	6	2	4
NATIONAL MUSEAM OF SCIENCE & TECH	0	0	0	1	1	0	0	0	0	0	0	0	1	0	1
LOCAL GOVERNMENT DIVISION															
BCSIR	0	0	0	0	0	0	0	0	0	0	0	0	0	0	0
DIVISIONAL TOTAL	0	0	0	0	0	0	0	0	0	0	0	0	0	0	0
MINISTRY TOTAL	3	3	0	37	14	23	125	118	7	249	198	51	20	24	-4
MINISTRY OF SHIPPING															
B I W T A	0	0	0	1	1	0	6	6	0	24	21	3	35	30	5
B I W T C	0	0	0	5	5	0	6	5	1	6	5	1	11	10	1
BANGALDESH SHIPPING CORPORATION	1	1	0	23	5	18	0	0	0	37	12	25	41	14	27
BANGLADESH LAND PORT AUTHORITY	0	0	0	1	1	0	9	8	1	1	0	1	0	0	0
CHITTAGONG PORT AUTHORITY	1	1	0	4	4	0	9	7	2	10	10	0	43	22	21
DOCK WORKER'S MANAGEMENT BOARD, CHITTAGONG.	0	0	0	0	0	0	1	0	1	0	0	0	4	3	1
DOCK WORKER'S MANAGEMENT BOARD, MONGLA	0	0	0	0	0	0	1	0	1	0	0	0	0	0	0
JATIO NADI RAKHKHA COMMISION	1	1	0	1	1	0	1	1	0	0	0	0	2	1	1
MONGLA PORT AUTHORITY	1	1	0	3	3	0	3	3	0	5	3	2	17	12	5
MINISTRY TOTAL	4	4	0	38	20	18	36	30	6	83	51	32	153	92	61

3.8 Class-I employees of the autonomous bodies and corporations by grades (grade 1-5), 2021

Autonomous Bodies/Corporation	Tk. 78000			Tk. 66000			Tk. 56500			Tk. 50000			Tk. 43000		
	Sanc	Exist	Vacant	Sanc	Exist	Vacant	Sanc	Exist	Vacant	Sanc	Exist	Vacant	Sanc	Exist	Vacant
MINISTRY OF SOCIAL WELFARE															
BANGLADESH NATIONAL SOCIAL WELFARE COUNCIL	0	0	0	0	0	0	1	1	0	1	1	0	0	0	0
BD JATYO SAMAJ KALLAYAN PARISHAD	0	0	0	0	0	0	1	1	0	0	0	0	3	0	3
NATIONAL FOUNDATION FOR DEV OF THE DISABLED PERSON	0	0	0	1	1	0	2	2	0	3	2	1	0	0	0
SHARIRIK PROTIBONDHI SUROKHA TRUST	0	0	0	0	0	0	1	1	0	2	0	2	0	0	0
SHEIKH ZAYED BIN SULTAN AL-NAHYAN TRUST	0	0	0	0	0	0	1	1	0	0	0	0	0	0	0
MINISTRY TOTAL	0	0	0	1	1	0	6	6	0	6	3	3	3	0	3
MINISTRY OF WATER RESOURCES															
BANGLADESH HAOR & WETLAND DEVELOPMENT BOARD	0	0	0	0	0	0	1	1	0	3	3	0	1	0	1
BANGLADESH WATER DEV BOARD	1	1	0	12	7	5	16	15	1	94	87	7	323	210	113
JOINT RIVERS COMMISSION, BANGLADESH	0	0	0	1	1	0	0	0	0	1	1	0	3	3	0
RIVER RESEARCH INSTITUTE, FARIDPUR	0	0	0	0	0	0	7	7	0	8	7	1	0	0	0
WATER RESOURCES PLANNING ORGANIZATION	0	0	0	1	1	0	2	3	-1	8	7	1	0	0	0
MINISTRY TOTAL	1	1	0	14	9	5	26	26	0	114	105	9	327	213	114
MINISTRY OF WOMEN AND CHILDREN AFFAIRS															
BANGLADESH JATYO MOHILA SANGSTHA	0	0	0	0	0	0	1	1	0	1	1	0	0	0	0
BANGLADESH SHISHU ACADEMY	0	0	0	0	0	0	1	1	0	0	0	0	1	1	0
MINISTRY TOTAL	0	0	0	0	0	0	2	2	0	1	1	0	1	1	0
MINISTRY OF YOUTH AND SPORTS															
B K S P	0	0	0	0	0	0	1	1	0	3	2	1	10	5	5
BANGLADESH KRIRASHEBI KALYAN FOUNDATION	0	0	0	0	0	0	1	1	0	0	0	0	0	0	0
BANGLADESH NATIONAL SPORTS COUNCIL	0	0	0	0	0	0	0	0	0	0	0	0	5	5	0
MINISTRY TOTAL	0	0	0	0	0	0	2	2	0	3	2	1	15	10	5
GRAND TOTAL	226	194	32	1867	2658	-791	4195	3635	560	8066	6519	1547	11813	10497	1316

3.9 Class-I employees of the autonomous bodies and corporations by grades (grade 6-9 and fixed grade), 2021

Autonomous Bodies/ Corporation	TK. 35500			TK. 29000			TK. 23000			TK. 22000			HONORARY & FIXED			TOTAL		
	Sanc.	Exist.	Vacancy	Sanc.	Exist.	Vacancy	Sanc.	Exist.	Vacancy	Sanc.	Exist.	Vacancy	Sanc.	Exist.	Vacancy	Sanc.	Exist.	Vacancy
MINISTRY OF AGRICULTURE																		
AGRICULTURE INFORMATION SERVICE (AIS)	3	3	0	7	7	0	0	0	0	10	10	0	0	0	0	23	23	0
BANGLADESH AGRI DEV CORP	60	57	3	0	0	0	0	0	0	389	292	97	0	0	0	834	687	147
BANGLADESH AGRI RES INST	231	226	5	0	0	0	0	0	0	352	256	96	0	0	0	737	623	114
BANGLADESH AGRICULTURE RES. COUNCIL	15	8	7	0	0	0	0	0	0	14	5	9	0	0	0	83	36	47
BANGLADESH JUTE RESEARCH INSTITUTE	65	46	19	0	0	0	0	0	0	83	61	22	0	0	0	208	149	59
BARIND MULTIPURPOSE DEVELOPMENT AUTHORITY, RAJSHAHI	20	20	0	0	0	0	0	0	0	63	63	0	0	0	0	90	90	0
BD APPLIED NUTRITION & HUMAN RESOURCE DEV. BOARD	4	0	4	0	0	0	0	0	0	6	3	3	0	0	0	12	4	8
BD INST OF NUCLEAR AGRI, MYM	52	49	3	0	0	0	0	0	0	122	76	46	0	0	0	217	160	57
BD SUGARCANE RESEARCH INSTITUTE	29	26	3	1	0	1	0	0	0	56	26	30	0	0	0	133	82	51
RICE RESEARCH INST	126	113	13	3	0	3	0	0	0	145	73	72	0	0	0	353	252	101
MINISTRY TOTAL	605	548	57	11	7	4	0	0	0	1240	865	375	0	0	0	2690	2106	584
MINISTRY OF CIVIL AVIATION AND TOURISM																		
BANGLADESH SERVICES LIMITED	0	0	0	0	0	0	0	0	0	0	0	0	0	0	0	5	3	2
BANGLADESH TOURISM BOARD	6	4	2	0	0	0	0	0	0	11	6	5	0	0	0	20	13	7
BIMAN BANGLADESH AIRLINES LTD.	521	367	154	1018	616	402	0	0	0	636	457	179	383	295	88	2637	1797	840
CIVIL AVIATION AUTHORITY	44	34	10	71	22	49	0	0	0	188	133	55	0	0	0	344	222	122
HOTELS INTERNATIONAL LTD.	0	0	0	0	0	0	0	0	0	0	0	0	0	0	0	2	2	0
PARJATAN CORP.	116	166	-50	0	0	0	0	0	0	284	100	184	0	0	0	419	304	115
MINISTRY TOTAL	687	571	116	1089	638	451	0	0	0	1119	696	423	383	295	88	3427	2341	1086

3.9 Class-I employees of the autonomous bodies and corporations by grades (grade 6-9 and fixed grade), 2021

Autonomous Bodies/ Corporation	TK. 35500			TK. 29000			TK. 23000			TK. 22000			HONORARY & FIXED			TOTAL		
	Sanc.	Exist.	Vacancy	Sanc.	Exist.	Vacancy	Sanc.	Exist.	Vacancy	Sanc.	Exist.	Vacancy	Sanc.	Exist.	Vacancy	Sanc.	Exist.	Vacancy
MINISTRY OF COMMERCE																		
BANGLADESH COMPETITION COMMISSION	4	3	1	0	0	0	0	0	0	6	2	4	1	1	0	24	19	5
BANGLADESH TEA BOARD CTG	20	14	6	0	0	0	0	0	0	30	27	3	0	0	0	71	51	20
BUSINESS PROMOTION COUNCIL	0	0	0	7	3	4	0	0	0	0	0	0	3	3	0	12	8	4
EXPORT PROMOTION BUREAU	0	0	0	6	4	2	0	0	0	3	3	0	0	0	0	11	9	2
INST OF CHARTERED ACCOUNTANTS OF BANGLADESH	15	9	6	0	0	0	0	0	0	34	18	16	0	0	0	62	35	27
INST OF CHARTERED SECRETARIES OF BANGLADESH	8	8	0	10	10	0	1	1	0	9	9	0	10	10	0	59	59	0
INST OF COST & MANG ACCOUNTS	16	7	9	0	0	0	0	0	0	20	22	-2	0	0	0	54	39	15
TARIF COMMISSION	8	5	3	0	0	0	0	0	0	13	11	2	0	0	0	39	31	8
TRADING CORP OF BANGLADESH	19	19	7	0	0	0	0	0	0	24	21	3	0	0	0	71	67	4
MINISTRY TOTAL	100	66	34	29	19	10	9	4	5	151	120	31	14	14	0	468	334	134
MINISTRY OF CTG. HILL TRACTS AFFAIRS																		
CHITTAGONG HILL TRACTS REGIONAL COUNCIL, RANGAMATI	2	1	1	0	0	0	0	0	0	9	3	6	0	0	0	14	7	7
CHTS DEV BOARD /RANGAMATI	5	3	2	0	0	0	0	0	0	13	8	5	1	1	0	24	16	8
CIVIL AFFAIRS OFFICE	0	0	0	0	0	0	0	0	0	1	0	1	0	0	0	2	1	1
DIST. COUNCIL, KHAGRACHARI HILL DIST	2	3	-1	0	0	0	0	0	0	4	1	3	0	0	0	7	5	2
DISTRICT COUNCIL, BANDARBAN HILL DISTRICT	2	1	1	0	0	0	0	0	0	4	3	1	0	0	0	7	5	2
RANGAMATI HILL DISTRICT COUNCIL	2	1	1	0	0	0	0	0	0	4	1	3	0	0	0	6	2	3
TASK FORCE, KHAGRACHARI	1	1	0	0	0	0	0	0	0	1	1	0	1	1	0	4	4	0
TASK FORCE FOR REPAT & REHAB OF INTERNALLY DISPACE	1	0	1	0	0	0	0	0	0	1	1	0	1	1	0	3	2	1
MINISTRY TOTAL	15	10	5	0	0	0	0	0	0	37	17	20	3	3	0	67	41	26

3.9 Class-I employees of the autonomous bodies and corporations by grades (grade 6-9 and fixed grade), 2021

Autonomous Bodies/ Corporation	TK. 35500			TK. 29000			TK. 23000			TK. 22000			HONORARY & FIXED			TOTAL		
	Sanc.	Exist.	Vacancy	Sanc.	Exist.	Vacancy	Sanc.	Exist.	Vacancy	Sanc.	Exist.	Vacancy	Sanc.	Exist.	Vacancy	Sanc.	Exist.	Vacancy
MINISTRY OF CULTURAL AFFAIRS																		
AHSAN MANZIL MUSEUM	1	1	0	0	0	0	0	0	0	3	2	1	0	0	0	4	3	1
BANGLA ACADEMY DHAKA	25	10	15	25	18	7	0	0	0	52	42	10	0	0	0	110	78	32
BD NATIONAL MUSEUM	11	11	0	0	0	0	0	0	0	31	20	11	0	0	0	50	36	14
COX'S BAZAR CULTURAL CENTRE	0	0	0	0	0	0	0	0	0	0	0	0	0	0	0	1	1	0
FOLK ART & CRAFTS FOUNDATION	1	0	1	0	0	0	0	0	0	4	2	2	0	0	0	6	3	3
JATIYO GRANTHO KENDRA (NATIONAL BOOK CENTRE)	2	1	1	0	0	0	1	0	1	6	1	5	0	0	0	10	3	7
MONIPURI LALITKALA ACADEMY	1	1	0	0	0	0	0	0	0	1	1	0	0	0	0	2	2	0
NAZRUL INSTITUTE	6	0	6	0	0	0	0	0	0	2	1	1	0	0	0	10	3	7
OSMANIA MUSEUM SYLHET	0	0	0	0	0	0	0	0	0	1	1	0	0	0	0	1	1	0
RAJSHAHI DIV ETHNIC MINORITY CULT ACA	1	1	0	0	0	0	0	0	0	1	1	0	0	0	0	2	2	0
SHILAPACHARYA ZAINUL ABEDIN SHANGRAHASHALA, MYM	1	1	0	0	0	0	0	0	0	1	1	0	0	0	0	2	2	0
SHILPOKALA ACADEMY	26	6	20	42	25	17	21	15	6	109	75	34	0	0	0	206	129	77
TRIBAL CULT ACADEMY NETROKONA	1	1	0	0	0	0	0	0	0	1	1	0	0	0	0	2	2	0
TRIBAL CULT INST, RANGAMATI	0	0	0	1	0	1	0	0	0	4	1	3	0	0	0	5	1	4
TRIBAL CULTURAL INST, BANDARBAN	1	0	1	0	0	0	0	0	0	5	5	0	0	0	0	6	5	1
TRIBAL CULTURAL INSTITUTE, KHAGRACHHARI	1	1	0	0	0	0	0	0	0	1	1	0	0	0	0	2	2	0
ZIA MEMORIAL MUSEUM, CHITTAGONG	1	1	0	0	0	0	0	0	0	3	2	1	0	0	0	4	3	1
MINISTRY TOTAL	79	35	44	68	43	25	22	15	7	225	157	68	0	0	0	423	276	147

3.9 Class-I employees of the autonomous bodies and corporations by grades (grade 6-9 and fixed grade), 2021

Autonomous Bodies/ Corporation	TK. 35500			TK. 29000			TK. 23000			TK. 22000			HONORARY & FIXED			TOTAL		
	Sanc.	Exist.	Vacancy	Sanc.	Exist.	Vacancy	Sanc.	Exist.	Vacancy	Sanc.	Exist.	Vacancy	Sanc.	Exist.	Vacancy	Sanc.	Exist.	Vacancy
MINISTRY OF DEFENCE																		
BANGLADESH CADET COLLEGE	126	107	19	0	0	0	0	0	0	232	211	21	0	0	0	439	391	48
SPACE RES & REMOT SENSING ORG	17	9	8	0	0	0	0	0	0	28	13	15	0	0	0	73	39	34
MINISTRY TOTAL	143	116	27	0	0	0	0	0	0	260	224	36	0	0	0	512	430	82
MINISTRY OF DISASTER MANAGEMENT AND RELIEF																		
CYCLONE PREPAREDNESS PROGRAMME BD RED CRESENT SOCI	10	9	1	19	12	7	20	1	19	0	0	0	1	0	1	52	24	28
MYANMAR REFUGEE CELL OF DMRD, BANGLADESH SECRE.	0	0	0	0	0	0	0	0	0	0	0	0	0	0	0	2	1	1
REFUGEE HEALTH UNIT, CIVIL SURGEON OFFICE, COX'S BAZAR	0	0	0	0	0	0	0	0	0	7	5	2	0	0	0	7	5	2
REFUGEE RELIEF & REPATRIATION COMMISSIONER OFFICE	2	10	-8	1	1	0	0	0	0	1	25	-24	0	2	-2	6	53	-47
MINISTRY TOTAL	12	19	-7	20	13	7	20	1	19	8	30	-22	1	2	-1	67	83	-16
MINISTRY OF EDUCATION																		
BANGLADESH SCOUTS	14	12	2	26	25	1	0	0	0	32	24	8	0	0	0	76	65	11
BD TECHNICAL EDUCATION BOARD	20	15	5	0	0	0	0	0	0	46	25	21	0	0	0	93	63	30
MAOLANA BHASANI SCIENCE & TECH UNIVERSITY	46	65	-19	28	87	-59	0	0	0	121	102	19	0	0	0	242	296	-54
SECONDARY AND HIGHER EDUCATION DIVISION																		
BANGABANDHU SK MUJIBUR RAHMAN SCIENCE & TECH UNIV	50	60	-10	5	5	0	0	0	0	9	8	1	0	0	0	76	85	-9
BANGABANDHU SK. MUJIBUR RAHMAN AGRIC. UNIVERSITY	199	106	93	9	5	4	0	0	0	46	23	23	0	0	0	398	207	191
BANGLADESH AGRICULTURAL UNIVERSITY, MYM	210	117	93	31	26	5	0	0	0	237	172	65	0	0	0	816	748	68
BANGLADESH INSTITUTE OF CAPITAL MARKET	11	1	10	16	6	10	0	0	0	11	2	9	0	0	0	53	12	41
BANGLADESH OPEN UNIVERSITY, GAZIPUR	40	40	0	28	25	3	0	0	0	299	224	75	0	0	0	509	422	87

3.9 Class-I employees of the autonomous bodies and corporations by grades (grade 6-9 and fixed grade), 2021

Autonomous Bodies/ Corporation	TK. 35500			TK. 29000			TK. 23000			TK. 22000			HONORARY & FIXED			TOTAL		
	Sanc.	Exist.	Vacancy	Sanc.	Exist.	Vacancy	Sanc.	Exist.	Vacancy	Sanc.	Exist.	Vacancy	Sanc.	Exist.	Vacancy	Sanc.	Exist.	Vacancy
SECONDARY AND HIGHER EDUCATION DIVISION																		
BANGLADESH TEXTILE UNIVERSITY	18	15	3	7	1	6	0	0	0	46	27	19	0	0	0	101	56	45
BANGLADESH UNIVERSITY OF PROFESSIONALS	6	6	0	6	6	0	2	2	0	17	16	1	0	0	0	36	35	1
BD NATIONAL COMMISSION FOR UNESCO	9	9	0	0	0	0	0	0	0	1	1	0	0	0	0	13	12	1
BD UNIVERSITY OF ENGG & TECHNOLOGY	216	243	-27	24	24	0	9	7	2	221	253	-32	0	0	0	944	870	74
BEGUM ROKEYA UNIVERSITY, RANGPUR	48	49	-1	20	21	-1	0	1	-1	128	112	16	0	0	0	221	201	20
BOARD OF INTER & SECON EDU, CHITTAGONG	4	3	1	5	4	1	0	0	0	1	0	1	0	0	0	26	22	4
BOARD OF INTER & SECON EDU, COMILLA	2	1	1	0	0	0	13	4	9	0	0	0	0	0	0	30	20	10
BOARD OF INTER & SECON EDU, DHAKA	4	2	2	0	0	0	0	0	0	15	14	1	0	0	0	33	30	3
BOARD OF INTER & SECON EDU, DINAJPUR	1	0	1	1	1	0	0	0	0	5	1	4	0	0	0	17	11	6
BOARD OF INTER & SECON EDU, JESSORE	8	8	0	0	0	0	10	3	7	0	0	0	0	0	0	25	18	7
BOARD OF INTER & SECON EDU, RAJSHAHI	11	11	0	5	5	0	0	0	0	0	0	0	0	0	0	24	24	0
BOARD OF INTER & SECON EDU, SYLHET	1	1	0	0	0	0	0	0	0	7	2	5	0	0	0	14	9	5
BOARD OF INTER & SECOND EDU, BARISAL	7	6	1	1	1	0	0	0	0	4	4	0	0	0	0	17	15	2
CHITTAGONG UNIVERSITY	0	0	0	173	284	-111	0	0	0	282	318	-36	0	0	0	770	1124	-354
COMILLA UNIVERSITY	56	35	21	12	9	3	0	0	0	93	80	13	0	0	0	204	140	64
COUNCIL OF BD INST OF TECHNOLOGY, DHAKA	0	0	0	2	2	0	0	0	0	1	0	1	0	0	0	7	6	1
CTG VETERINARY & ANIMAL SCIENCE UNIVERSITY	49	28	21	14	3	11	0	0	0	81	31	50	0	0	0	227	114	113
CUET, CHITTAGONG	73	86	-13	12	9	3	0	0	0	101	96	5	0	0	0	268	231	37
DHAKA UNIVERSITY	546	497	49	244	255	-11	0	0	0	744	862	-118	0	0	0	2753	2828	-75
DUET, GAZIPUR	73	72	1	11	21	-10	1	0	1	68	71	-3	0	0	0	270	225	45
HAZI MD. DANESH SCIENCE & TECH	245	97	148	20	31	-11	0	0	0	384	112	272	0	0	0	925	331	594
INTERNATIONAL MOTHER LANGUAGE INSTITUTE	4	4	0	0	0	0	0	0	0	10	0	10	0	0	0	17	7	10
ISLAMIC UNIVERSITY	125	115	10	40	35	5	0	0	0	368	151	217	0	0	0	656	554	102
JAGANNATH UNIVERSITY	125	222	-97	0	0	0	0	0	0	430	321	109	0	0	0	744	660	84

3.9 Class-I employees of the autonomous bodies and corporations by grades (grade 6-9 and fixed grade), 2021

Autonomous Bodies/ Corporation	TK. 35500			TK. 29000			TK. 23000			TK. 22000			HONORARY & FIXED			TOTAL		
	Sanc.	Exist.	Vacancy	Sanc.	Exist.	Vacancy	Sanc.	Exist.	Vacancy	Sanc.	Exist.	Vacancy	Sanc.	Exist.	Vacancy	Sanc.	Exist.	Vacancy
SECONDARY AND HIGHER EDUCATION DIVISION																		
JATIYA KABI KAZI NAZRUL ISLAM UNIVERSITY, MYMENSINGH	32	46	-14	5	4	1	0	0	0	84	61	23	0	0	0	150	129	21
JESSORE SCIENCE & TECH UNIVERSITY	39	46	-7	7	7	0	0	0	0	67	64	3	0	0	0	148	133	15
KHULNA UNIVERSITY, KHULNA	142	145	-3	20	60	-40	0	0	0	83	116	-33	0	0	0	335	547	-212
KUET, KHULNA	103	93	10	10	8	2	18	16	2	81	70	11	0	0	0	376	298	78
NATIONAL CURR & TEXT BOOK BOARD, DHAKA	22	21	1	0	0	0	0	0	0	32	31	1	0	0	0	77	75	2
NATIONAL UNIVERSITY, GAZIPUR	23	64	-41	27	13	14	1	0	1	609	458	151	0	0	0	760	684	76
NGTE RETIREMENT BENIFIT BOARD	5	1	4	0	0	0	0	0	0	4	1	3	0	0	0	13	2	11
NOAKHALI SCIENCE & TECH UNIVERSITY	24	45	-21	6	3	3	0	0	0	124	79	45	0	0	0	194	143	51
NON GOV. EDU INST & TEACHERS & EM. WEL. TRUST	0	0	0	0	0	0	0	0	0	3	2	1	0	0	0	5	3	2
NON GOV. TEACHERS REG & CERTI AUTH (NTRCA)	0	0	0	0	0	0	0	0	0	1	0	1	0	0	0	22	20	2
NTRMAS	18	12	6	15	13	2	0	0	0	0	0	0	0	0	0	37	28	9
PABNA SCIENCE & TECH UNIVERSITY	17	61	-44	8	6	2	0	0	0	90	82	8	0	0	0	136	163	-27
PATUAKHALI SCIENCE & TECH UNIVERSITY	29	127	-98	6	7	-1	0	0	0	40	81	-41	0	0	0	120	301	-181
RAJSHAHI UNIVERSITY	720	313	407	147	141	6	6	7	-1	302	288	14	0	0	0	1726	1557	169
RESIDENTIAL MODEL COLLEGE, DHAKA	44	19	25	0	0	0	0	0	0	95	75	20	0	0	0	160	113	47
RUET, RAJSHAHI	76	74	2	9	6	3	1	1	0	95	79	16	0	0	0	289	217	72
SHAHJALAL UNIVERSITY OF SCIENCE & TECH., SYLHET	206	219	-13	43	30	13	0	0	0	285	151	134	0	0	0	976	617	359
SHER-E-BANGLA AGRICULTURAL UNIVERSITY	82	82	0	50	50	0	0	0	0	649	417	232	0	0	0	887	655	232
SYLHET AGRICULTURAL UNIVERSITY	74	71	3	28	34	-6	0	0	0	205	107	98	0	0	0	409	309	100
UNIVERSITY GRANTS COMMISSION, BD	37	32	5	0	0	0	0	0	0	64	40	24	0	0	0	164	112	52
UNIVERSITY OF JAHANGIRNAGAR	416	242	174	62	67	-5	0	0	0	251	265	-14	0	0	0	1123	950	173
DIVISIONAL TOTAL	4250	3547	703	1129	1228	-99	61	41	20	6773	5368	1405	0	0	0	18301	16073	2228

3.9 Class-I employees of the autonomous bodies and corporations by grades (grade 6-9 and fixed grade), 2021

Autonomous Bodies/ Corporation	TK. 35500			TK. 29000			TK. 23000			TK. 22000			HONORARY & FIXED			TOTAL		
	Sanc.	Exist.	Vacancy	Sanc.	Exist.	Vacancy	Sanc.	Exist.	Vacancy	Sanc.	Exist.	Vacancy	Sanc.	Exist.	Vacancy	Sanc.	Exist.	Vacancy
TECHNICAL AND MADRASAH EDUCATION DIVISION																		
BANGLADESH MADRASAH TEACHERS TRAIN, INSTITUTE	6	5	1	0	0	0	0	0	0	12	7	5	0	0	0	25	19	6
MADRASAH EDUCATION BOARD	9	8	1	0	0	0	0	0	0	19	12	7	0	0	0	35	26	9
NACTAR, BOGRA	8	1	7	10	4	6	0	0	0	20	15	5	0	0	0	39	21	18
NATIONAL ACADEMY FOR COMPUTER TRNG & RES (NACTAR)	9	1	8	12	7	5	0	0	0	21	11	10	0	0	0	45	20	25
DIVISIONAL TOTAL	32	15	17	22	11	11	0	0	0	72	45	27	0	0	0	144	86	58
MINISTRY TOTAL	4362	3654	708	1205	1351	-146	61	41	20	7044	5564	1480	0	0	0	18856	16583	2273
ELECTION COMMISSION SECRETARIATE																		
ELECTORAL TRAINING INSTITUTE	4	3	1	0	0	0	0	0	0	6	6	0	0	0	0	13	12	1
MINISTRY TOTAL	4	3	1	0	0	0	0	0	0	6	6	0	0	0	0	13	12	1
MINISTRY OF EXPATRIATES WELFARE AND OVERSEAS EMPL.																		
BOESL	3	3	0	4	2	2	0	0	0	9	5	4	0	0	0	21	14	7
WEGE EARNERS BOARD	8	7	1	4	0	4	0	0	0	18	12	6	0	0	0	33	22	11
MINISTRY TOTAL	11	10	1	8	2	6	0	0	0	27	17	10	0	0	0	54	36	18
MINISTRY OF FINANCE																		
BASIC BANK	0	0	0	0	0	0	0	0	0	0	0	0	1	1	0	1	1	0
INVESTMENT CORP OF BANGLADESH	0	0	0	0	0	0	0	0	0	1	0	1	0	0	0	2	1	1
PROBASHI KALLAYAN BANK	105	15	90	0	0	0	0	0	0	138	68	70	0	0	0	325	107	218
DIVISIONAL TOTAL	105	15	90	0	0	0	0	0	0	139	68	71	1	1	0	328	109	219

3.9 Class-I employees of the autonomous bodies and corporations by grades (grade 6-9 and fixed grade), 2021

Autonomous Bodies/ Corporation	TK. 35500			TK. 29000			TK. 23000			TK. 22000			HONORARY & FIXED			TOTAL		
	Sanc.	Exist.	Vacancy	Sanc.	Exist.	Vacancy	Sanc.	Exist.	Vacancy	Sanc.	Exist.	Vacancy	Sanc.	Exist.	Vacancy	Sanc.	Exist.	Vacancy
FINANCE DIVISION																		
BANGLADESH INSURANCE ACADEMY	1	0	1	1	1	0	0	0	0	7	4	3	0	0	0	13	9	4
BANGLADESH SHILPA RIN SANGSTHA	24	19	5	0	0	0	0	0	0	36	17	19	0	0	0	103	72	31
BD HOUSE BUILDING FINANCE CORP	152	94	58	0	0	0	0	0	0	314	206	108	0	0	0	904	565	339
INVESTMENT CORP OF BANGLADESH	117	92	25	0	0	0	0	0	0	236	94	142	60	35	25	729	472	257
JIBAN BIMA CORP	114	80	34	0	0	0	0	0	0	205	86	119	0	0	0	427	266	161
MICROCREDIT REGULATORY AUTHORITY	17	15	2	23	15	8	0	0	0	33	6	27	0	0	0	79	40	39
SADHARAN BIMA CORP DHAKA	137	104	33	0	0	0	0	0	0	286	185	101	335	178	157	887	548	339
SECURITIES & EXCHANGE COMMISSION	0	0	0	0	0	0	0	0	0	38	34	4	1	1	0	92	88	4
THE SECURITY PRINTING CORPORATION	33	25	8	28	22	6	0	0	0	42	26	16	0	0	0	151	117	34
DIVISIONAL TOTAL	595	429	166	52	38	14	0	0	0	1197	658	539	396	214	182	3385	2177	1208
FINANCIAL INSTITUTION DIV																		
AGRANI BANK	1840	1819	21	0	0	0	0	0	0	4800	3510	1290	0	0	0	7983	6664	1319
ANSAR VDP UNNAYAN BANK	289	237	52	0	0	0	0	0	0	460	207	253	0	0	0	987	592	395
BANGLADESH BANK	1970	949	1021	0	0	0	0	0	0	2180	1047	1133	0	0	0	6014	3983	2031
BANGLADESH COMMERCE BANK LIMITED	224	104	120	232	182	50	0	0	0	182	98	84	0	0	0	787	465	322
BANGLADESH DEVELOPMENT BANK LTD.	243	146	97	0	0	0	0	0	0	375	230	145	1	1	0	854	568	286
BANGLADESH INST OF CAPITAL MARKET (BICM)	12	12	0	0	0	0	15	7	8	10	6	4	0	0	0	48	28	20
BANGLADESH SHILPA BANK	122	114	8	0	0	0	0	0	0	280	134	146	0	0	0	522	354	168
BASIC BANK	354	270	84	9	6	3	0	0	0	0	0	0	66	54	12	1098	732	366
GRAMEEN BANK	0	2084	-2084	0	587	-587	0	0	0	0	1253	-1253	0	0	0	8	4522	-4514
INSURANCE DEV AUTHORITY (IDRA)	1	0	1	15	0	15	0	0	0	27	0	27	1	1	0	62	15	47

3.9 Class-I employees of the autonomous bodies and corporations by grades (grade 6-9 and fixed grade), 2021

Autonomous Bodies/ Corporation	TK. 35500			TK. 29000			TK. 23000			TK. 22000			HONORARY & FIXED			TOTAL		
	Sanc.	Exist.	Vacancy	Sanc.	Exist.	Vacancy	Sanc.	Exist.	Vacancy	Sanc.	Exist.	Vacancy	Sanc.	Exist.	Vacancy	Sanc.	Exist.	Vacancy
FINANCIAL INSTITUTION DIV																		
JANATA BANK	1620	1614	6	0	0	0	0	0	0	4577	2602	1975	0	0	0	7597	5612	1985
KARMASANGSTHAN BANK	234	177	57	0	0	0	0	0	0	365	252	113	0	0	0	828	636	192
KRISHI BANK	1404	899	505	0	0	0	0	0	0	2208	1793	415	0	0	0	4805	3537	1268
PALLI SANCHAY BANK	0	0	0	0	0	0	0	0	0	0	0	0	0	0	0	98	944	-846
PROBASHI KALLAN BANK	97	13	84	0	0	0	0	0	0	134	70	64	0	0	0	297	87	210
RAJSHAHI KRISHI UNNAYAN BANK	470	437	33	0	0	0	0	0	0	973	675	298	0	0	0	1813	1413	400
RUPALI BANK	1247	975	272	0	0	0	0	0	0	3289	1193	2096	0	0	0	5692	3154	2538
SONALI BANK	3248	2804	444	0	0	0	0	0	0	5326	5197	129	0	0	0	10434	9775	659
DIVISIONAL TOTAL	13375	12654	721	256	775	-519	15	7	8	25186	18267	6919	68	56	12	49927	43081	6846
MINISTRY TOTAL	14075	13098	977	308	813	-505	15	7	8	26522	18993	7529	465	271	194	53640	45367	8273
MINISTRY OF FISHERIES AND LIVESTOCK																		
BANGLADESH VETERINARY COUNCIL, DHAKA	0	0	0	0	0	0	0	0	0	0	0	0	0	0	0	3	2	1
BD FISHERIES DEV CORPORATION	26	10	16	0	0	0	0	0	0	54	23	31	0	0	0	100	42	58
BD LIVESTOCK RESEARCH INSTITUTE, SAVAR	42	23	19	0	0	0	0	0	0	88	38	50	0	0	0	157	70	87
FISHERIES RESEARCH INSTITUTE	79	43	36	0	0	0	0	0	0	112	36	76	0	0	0	248	109	139
MARINE FISHERIES ACADEMY	5	4	1	0	0	0	0	0	0	8	5	3	0	0	0	16	12	4
MINISTRY TOTAL	152	80	72	0	0	0	0	0	0	262	102	160	0	0	0	524	235	289
MINISTRY OF FOOD																		
BANGLADESH FOOD SAFTY AUTHORITY	0	0	0	0	0	0	0	0	0	0	0	0	0	0	0	20	20	0
MINISTRY TOTAL	0	0	0	0	0	0	0	0	0	0	0	0	0	0	0	20	20	0

3.9 Class-I employees of the autonomous bodies and corporations by grades (grade 6-9 and fixed grade), 2021

Autonomous Bodies/ Corporation	TK. 35500			TK. 29000			TK. 23000			TK. 22000			HONORARY & FIXED			TOTAL		
	Sanc.	Exist.	Vacancy	Sanc.	Exist.	Vacancy	Sanc.	Exist.	Vacancy	Sanc.	Exist.	Vacancy	Sanc.	Exist.	Vacancy	Sanc.	Exist.	Vacancy
MINISTRY OF FOREIGN AFFAIRS																		
FOREIGN SERVICE ACADEMY	0	0	0	0	0	0	0	0	0	0	0	0	0	0	0	2	2	0
INST OF INTL & STRATEGIC STU	12	8	4	0	0	0	0	0	0	12	6	6	0	0	0	38	22	16
DIVISIONAL TOTAL	0	0	0	0	0	0	0	0	0	0	0	0	0	0	0	40	24	16
MINISTRY TOTAL	12	8	4	0	0	0	0	0	0	12	6	6	0	0	0	40	24	16
MINISTRY OF HEALTH AND FAMILY WELFARE																		
MEDICAL EDU. & FAMILY WELFARE DIVISION																		
BANGABANDHU SK. MUJIB MEDICAL UNIVERSITY	159	166	-7	53	52	1	699	788	-89	106	106	0	0	0	0	1374	1458	-84
BD. COLLEGE OF PHYSICIANS & SURGEONS	6	3	3	0	0	0	0	0	0	15	8	7	3	3	0	35	22	13
BD. HOMEOPATHY BOARD	0	0	0	0	0	0	0	0	0	2	0	2	0	0	0	3	1	2
BD. MEDICAL & DENTAL COUNCIL	0	0	0	0	0	0	1	0	1	3	3	0	0	0	0	6	5	1
BD. MEDICAL RESEARCH COUNCIL	1	0	1	0	0	0	3	3	0	2	1	1	0	0	0	8	5	3
BD. NURSING COUNCIL	0	0	0	2	1	1	0	0	0	0	0	0	0	0	0	3	2	1
BD. PHARMACY COUNCIL	0	0	0	0	0	0	0	0	0	12	3	9	0	0	0	15	4	11
BD. STATE MEDICAL FACULTY	0	0	0	0	0	0	1	0	1	0	0	0	0	0	0	3	2	1
BD. UNANI & AYURVEDIC BOARD	1	1	0	0	0	0	0	0	0	0	0	0	0	0	0	1	1	0
BUREAU OF HEALTH EDUCATION	2	1	1	7	7	0	0	0	0	2	1	1	0	0	0	12	13	-1
NATIONAL ELEC MED EQIP MAINTENCE WORK & TRNG CEN	0	0	0	2	2	0	0	0	0	0	0	0	0	0	0	2	2	0
NATIONAL INST OF CANCER RESEACH & HOSPITAL	48	24	24	2	2	0	1	1	0	143	134	9	0	0	0	239	182	57
NATIONAL INST OF DESEASE OF THE CHEST & HOSPITAL	24	11	13	7	7	0	0	0	0	66	66	0	1	1	0	119	98	21
NATIONAL INSTITUTE OF KIDNEY DISEASE & UROLOGY	39	30	9	0	0	0	7	7	0	54	59	1	0	0	0	130	110	20
DIVISIONAL TOTAL	280	236	44	73	71	2	712	799	-87	411	381	30	4	4	0	1950	1905	45
MINISTRY TOTAL	280	236	44	73	71	2	712	799	-87	411	381	30	4	4	0	1950	1905	45

3.9 Class-I employees of the autonomous bodies and corporations by grades (grade 6-9 and fixed grade), 2021

Autonomous Bodies/ Corporation	TK. 35500			TK. 29000			TK. 23000			TK. 22000			HONORARY & FIXED			TOTAL		
	Sanc.	Exist.	Vacancy	Sanc.	Exist.	Vacancy	Sanc.	Exist.	Vacancy	Sanc.	Exist.	Vacancy	Sanc.	Exist.	Vacancy	Sanc.	Exist.	Vacancy
MINISTRY OF HOUSING AND PUBLIC WORKS																		
CTG. DEV, AUTHORITY	17	16	1	0	0	0	0	0	0	34	28	6	0	0	0	58	50	8
HOUSING & BUILDING RES. INST.	9	3	6	0	0	0	0	0	0	23	17	6	0	0	0	35	24	11
KHULNA DEV. AUTHORITY	8	3	5	0	0	0	0	0	0	19	13	6	0	0	0	33	19	14
NATIONAL HOUSING AUTHORITY	23	18	5	0	0	0	0	0	0	22	5	17	0	0	0	68	43	25
MINISTRY OF HOUSING AND PUBLIC WORKS																		
RAJDHANI UNNAYAN KARTIPAKKHA	102	33	69	4	1	3	0	0	0	198	104	94	0	0	0	343	163	180
RAJSHAHI DEV. AUTHORITY	3	3	0	0	0	0	0	0	0	7	5	2	0	0	0	14	10	4
MINISTRY TOTAL	162	76	86	4	1	3	0	0	0	303	172	131	0	0	0	551	309	242
MINISTRY OF INDUSTRIES																		
BANGLADESH ACCREDITATION BOARD (BAB)	3	2	1	0	0	0	0	0	0	5	3	2	0	0	0	10	6	4
BD. CHEMICAL INDUSTRIES CORP	794	481	313	158	62	96	0	0	0	903	588	315	0	0	0	2730	1684	1046
BD. IND TECH ASSISTANCE CENTRE (BITAC)	20	16	4	0	0	0	0	0	0	40	36	4	0	0	0	71	63	8
BD. INSTITUTE OF MANAGEMENT	24	7	17	5	2	3	0	0	0	11	1	10	0	0	0	58	26	32
BD. SMALL & COTTAGE INDUSTRIES CORP	154	122	32	0	0	0	0	0	0	450	261	189	0	0	0	763	411	352
BD. STANDARD & TESTING INST	38	34	4	0	0	0	0	0	0	357	220	137	2	2	0	407	265	142
BD. STEEL & ENGINEERING CORPORATION	151	98	53	0	0	0	0	0	0	128	97	31	0	0	0	433	283	150
BD. SUGAR & FOOD INDUSTRIES CORP	304	248	56	0	0	0	0	0	0	0	0	0	0	0	0	930	571	359
MINIMUM WAGES BOARD	0	0	0	0	0	0	0	0	0	1	1	0	0	0	0	2	2	0
NATIONAL PRODUCTIVITY ORGANISATION, NPO	6	4	2	0	0	0	0	0	0	13	11	2	0	0	0	20	16	4
OFFICE OF THE CHIEF INSPECTOR OF BOILERS	11	10	1	0	0	0	0	0	0	52	0	52	0	0	0	64	11	53
MINISTRY TOTAL	1505	1022	483	163	64	99	0	0	0	1960	1218	742	2	2	0	5488	3338	2150

3.9 Class-I employees of the autonomous bodies and corporations by grades (grade 6-9 and fixed grade), 2021

Autonomous Bodies/ Corporation	TK. 35500			TK. 29000			TK. 23000			TK. 22000			HONORARY & FIXED			TOTAL		
	Sanc.	Exist.	Vacancy	Sanc.	Exist.	Vacancy	Sanc.	Exist.	Vacancy	Sanc.	Exist.	Vacancy	Sanc.	Exist.	Vacancy	Sanc.	Exist.	Vacancy
MINISTRY OF INFORMATION																		
BANGLADESH PRESS COUNCIL	0	0	0	0	0	0	0	0	0	0	0	0	0	0	0	2	2	0
BANGLADESH SANGBAD SANGSTHA	25	58	-33	19	22	-3	0	0	0	0	3	-3	34	26	8	78	109	-31
FILM DEVELOPMENT CORPORATION	5	2	3	7	3	4	0	0	0	50	9	41	0	0	0	74	21	53
PRESS INST OF BANGLADESH	12	9	3	1	0	1	4	1	3	20	18	2	0	0	0	49	35	14
MINISTRY TOTAL	42	69	-27	27	25	2	4	1	3	70	30	40	34	26	8	203	167	36
MINISTRY OF JUTE AND TEXTILE																		
B T M C	26	17	9	0	0	0	0	0	0	26	18	8	0	0	0	92	51	41
BANGLADESH HANDLOOM BOARD	14	13	1	0	0	0	0	0	0	61	42	19	0	0	0	99	72	27
BANGLADESH JUTE CORP	0	0	0	19	0	19	0	0	0	0	0	0	0	0	0	49	1	48
BANGLADESH SERICULTURE BOARD	15	2	13	0	0	0	0	0	0	23	11	12	0	0	0	54	19	35
BD. JUTE MILLS CORP	431	270	161	15	0	15	0	0	0	734	390	344	0	0	0	1544	804	740
BD. SERICULTURE RES & TRNG INST, RAJSHAHI	12	1	11	0	0	0	0	0	0	22	9	13	0	0	0	38	10	28
MINISTRY TOTAL	498	303	195	34	0	34	0	0	0	866	470	396	0	0	0	1876	957	919
MINISTRY OF LABOUR AND EMPLOYMENT																		
MINIMUM WAGES BOARD	0	0	0	0	0	0	0	0	0	1	1	0	0	0	0	2	2	0
NATIONAL SKILLS DEVELOPMENT	4	4	0	0	0	0	0	0	0	2	1	1	0	0	0	9	8	1
MINISTRY TOTAL	4	4	0	0	0	0	0	0	0	3	2	1	0	0	0	11	10	1
MINISTRY OF LGRD AND CO-OPERATIVE																		
RAJSHAHI CITY CORPORATION	1	1	0	4	4	0	0	0	0	1	1	0	1	1	0	9	9	0
LOCAL GOVERNMENT DIVISION																		
BARISAL CITY CORPORATION	11	8	3	1	1	0	0	0	0	12	8	4	0	0	0	30	23	7
COMILLA CITY CORPORATION	3	4	-1	0	0	0	0	0	0	12	5	7	0	0	0	16	10	6

3.9 Class-I employees of the autonomous bodies and corporations by grades (grade 6-9 and fixed grade), 2021

Autonomous Bodies/ Corporation	TK. 35500			TK. 29000			TK. 23000			TK. 22000			HONORARY & FIXED			TOTAL		
	Sanc.	Exist.	Vacancy	Sanc.	Exist.	Vacancy	Sanc.	Exist.	Vacancy	Sanc.	Exist.	Vacancy	Sanc.	Exist.	Vacancy	Sanc.	Exist.	Vacancy
MINISTRY OF LGRD AND CO-OPERATIVE																		
LOCAL GOVERNMENT DIVISION																		
CTG. CITY CORPORATION	38	35	3	4	4	0	0	0	0	94	48	46	1	1	0	151	99	52
DHAKA NORTH CITY CORPORATION	38	20	18	10	2	8	0	0	0	171	67	104	1	1	0	252	121	131
DHAKA SOUTH CITY CORPORATION	79	47	32	16	6	10	0	0	0	196	105	91	1	1	0	319	176	143
GAZIPUR CITY CORPORATION	14	5	9	15	10	5	0	0	0	22	12	10	0	0	0	64	33	31
KHULNA CITY CORPORATION	6	6	0	3	2	1	1	0	1	12	10	2	7	2	5	32	23	9
MYMENSINGH CITY CORPORATION	0	0	0	0	0	0	0	0	0	0	0	0	0	0	0	0	0	0
NARAYANGANJ CITY CORPORATION	15	7	8	8	1	7	0	0	0	65	6	59	0	0	0	91	15	76
NATIONAL INST. OF LOCAL GOVT	10	3	7	4	1	3	0	0	0	13	7	6	0	0	0	36	20	16
RAJSHAHI CITY CORPORATION	6	5	1	5	0	5	4	1	3	24	8	16	0	0	0	44	19	25
RANGPUR CITY CORPORATION	5	4	1	12	12	0	0	0	0	20	9	11	0	0	0	47	30	17
SYLHET CITY CORPORATION	6	1	5	0	0	0	0	0	0	11	4	7	1	1	0	28	10	18
WASA CHITTAGONG	19	15	4	0	0	0	1	1	0	50	35	15	1	1	0	84	60	24
WASA DHAKA	83	64	19	4	2	2	2	2	0	149	131	18	0	0	0	314	252	62
WASA KHULNA	5	4	1	0	0	0	0	0	0	9	4	5	0	0	0	22	12	10
WASA RAJSHAHI	25	16	9	0	3	-3	0	0	0	0	3	-3	0	0	0	25	26	-1
DIVISIONAL TOTAL	363	244	119	82	44	38	8	4	4	860	462	398	12	7	5	1555	929	626
RURAL DEVELOPMENT AND CO-OPERATIVE DIVISION																		
BARD, COMILLA	13	12	1	0	0	0	0	0	0	25	17	8	0	0	0	63	51	12
BANGABANDHU ACADEMY FOR P.A.& RURAL DEV. GOPALGANJ	6	1	5	0	0	0	0	0	0	8	2	6	0	0	0	22	4	18
BANGLADESH RURAL DEVELOPMENT BOARD & BRDTI, SYLHET	92	85	7	0	0	0	30	24	6	525	484	41	0	0	0	664	602	62

3.9 Class-I employees of the autonomous bodies and corporations by grades (grade 6-9 and fixed grade), 2021

Autonomous Bodies/ Corporation	TK. 35500			TK. 29000			TK. 23000			TK. 22000			HONORARY & FIXED			TOTAL		
	Sanc.	Exist.	Vacancy	Sanc.	Exist.	Vacancy	Sanc.	Exist.	Vacancy	Sanc.	Exist.	Vacancy	Sanc.	Exist.	Vacancy	Sanc.	Exist.	Vacancy
RURAL DEVELOPMENT AND CO-OPERATIVE DIVISION																		
BANGLADESH SAMABAYA BANK LTD	0	0	0	0	0	0	0	0	0	0	0	0	0	0	0	3	3	0
BD. CO-OPERATIVE ACADEMY	1	1	0	0	0	0	0	0	0	6	0	6	0	0	0	9	3	6
PALLI DARIDRO BIMODHON FOUNDATION	16	16	0	211	207	4	0	0	0	546	141	405	0	0	0	851	404	447
R D A, BOGRA	17	13	4	0	0	0	0	0	0	26	17	9	0	0	0	63	43	20
DIVISION TOTAL	145	128	17	211	207	4	30	24	6	1136	661	475	0	0	0	1675	1110	565
MINISTRY TOTAL	509	373	136	297	255	42	38	28	10	1997	1124	873	13	8	5	3239	2048	1191
MINISTRY OF LIBERATION WAR AFFAIRS																		
BANGLADESH FREEDOM FIGHTER'S TRUST	0	0	0	0	0	0	0	0	0	0	0	0	0	0	0	5	4	1
BD. FREEDOM FIGHTERS WEL TRUST	0	0	0	0	0	0	0	0	0	0	0	0	0	0	0	5	5	0
JATIO MUKTIJODDHA COUNCIL	0	0	0	0	0	0	0	0	0	6	4	2	0	0	0	11	8	3
MINISTRY TOTAL	0	0	0	0	0	0	0	0	0	6	4	2	0	0	0	21	17	4
MINISTRY OF POST, TELECOM & INFORMATION TECH																		
INFORMATION AND COMMUNICATION TECH DIV																		
BANGLADESH HI-TECH PARK AUTHORITY	4	4	0	1	0	1	0	0	0	12	9	3	0	0	0	20	16	4
BD. COMPUTER COUNCIL	13	12	1	0	0	0	0	0	0	17	11	6	0	0	0	48	40	8
OFFICE OF THE CONTROLLER OF THE CERTIFYING AUTHOR.	0	0	0	0	0	0	0	0	0	10	1	9	0	0	0	13	4	9
DIVISIONAL TOTAL	17	16	1	1	0	1	0	0	0	39	21	18	0	0	0	81	60	21
POST & TELECOMMUNICATION DIVISION																		
TELEPHONE SHILPA SANGSTHA LIMITED	0	0	0	0	0	0	0	0	0	0	0	0	17	5	12	67	9	58
DIVISIONAL TOTAL	0	0	0	0	0	0	0	0	0	1	1	1	17	5	12	67	9	58
MINISTRY TOTAL	17	16	1	1	0	1	0	0	0	39	21	18	17	5	12	148	69	79

3.9 Class-I employees of the autonomous bodies and corporations by grades (grade 6-9 and fixed grade), 2021

Autonomous Bodies/ Corporation	TK. 35500			TK. 29000			TK. 23000			TK. 22000			HONORARY & FIXED			TOTAL		
	Sanc.	Exist.	Vacancy	Sanc.	Exist.	Vacancy	Sanc.	Exist.	Vacancy	Sanc.	Exist.	Vacancy	Sanc.	Exist.	Vacancy	Sanc.	Exist.	Vacancy
MINISTRY OF ENVIRONMENT, FOREST AND CLIMATE CHANGE																		
BANGLADESH CLIMATE CHANGE TRUST	6	1	5	0	0	0	0	0	0	14	12	2	0	0	0	25	18	7
BD FOREST INDST DEV CORP	45	18	27	0	0	0	0	0	0	146	41	105	0	0	0	228	68	160
MINISTRY TOTAL	51	19	32	0	0	0	0	0	0	160	53	107	0	0	0	253	86	167
MINISTRY OF PUBLIC ADMINISTRATION																		
BIAM FOUNDATION	3	2	1	0	0	0	0	0	0	4	5	-1	0	0	0	13	14	-1
BOARD OF TRUSTEES	0	0	0	0	0	0	0	0	0	3	3	0	0	0	0	3	3	0
PUBLIC ADMN TRAINING CENTER	35	31	4	2	2	0	0	0	0	56	35	21	0	0	0	120	88	32
REG PUB ADMN TRNG CENTRE	0	0	0	0	0	0	0	0	0	2	2	0	0	0	0	3	3	0
MINISTRY TOTAL	38	33	5	2	2	0	0	0	0	65	45	20	0	0	0	139	108	31
MINISTRY OF ROAD TRANSPORT AND BRIDGES																		
ROAD TRANSPORT AND HIGHWAYS DIVISION																		
BD ROAD TRANSPORT CORP	30	21	9	0	0	0	0	0	0	75	32	43	0	0	0	119	66	53
DHAKA TRANSPORT CO-ORDINATION BOARD	1	1	0	0	0	0	0	0	0	2	1	1	0	0	0	29	14	15
DIVISIONAL TOTAL	31	22	9	0	0	0	0	0	0	77	33	44	0	0	0	148	80	68
MINISTRY TOTAL	31	22	9	0	0	0	0	0	0	77	33	44	0	0	0	148	80	68
MINISTRY OF PLANNING																		
MINISTRY OF PLANNING DIVISION																		
ACADEMY FOR PLANNING & DEVELOPMENT	5	5	0	4	4	0	0	0	0	9	8	1	0	0	0	27	25	2
BANGLADESH INSTITUTE OF DEVELOPMENT	38	11	27	0	0	0	0	0	0	33	21	12	0	0	0	96	46	50
DIVISIONAL TOTAL	43	16	27	4	4	0	0	0	0	42	29	13	0	0	0	123	71	52
MINISTRY TOTAL	43	16	27	4	4	0	0	0	0	42	29	13	0	0	0	123	71	52

3.9 Class-I employees of the autonomous bodies and corporations by grades (grade 6-9 and fixed grade), 2021

Autonomous Bodies/ Corporation	TK. 35500			TK. 29000			TK. 23000			TK. 22000			HONORARY & FIXED			TOTAL		
	Sanc.	Exist.	Vacancy	Sanc.	Exist.	Vacancy	Sanc.	Exist.	Vacancy	Sanc.	Exist.	Vacancy	Sanc.	Exist.	Vacancy	Sanc.	Exist.	Vacancy
MINISTRY OF POST AND TELE COMMUNICATION																		
BANGLADESH CABLE SHIPA LIMITED	0	0	0	0	0	0	12	8	4	0	0	0	1	1	0	43	28	15
BANGLADESH SUBMARINE CABLE COMPANY LIMITED (BSCCL)	0	0	0	30	15	15	0	0	0	0	0	0	4	0	4	85	47	38
BANGLADESH TELECOMMUNICATIONS CO. LTD	132	23	109	0	0	0	0	0	0	593	71	522	0	0	0	1023	260	763
MINISTRY TOTAL	132	23	109	30	15	15	12	8	4	593	71	522	5	1	4	1151	335	816
MINISTRY OF POWER, ENERGY & MIN RESOURCES																		
ENERGY AND MINERAL RESOURCES DIV																		
BD ENERGY REGULATORY COMMISSION	0	2	-2	16	15	1	0	7	-7	1	1	0	5	5	0	35	38	-3
BD OIL GAS & MINERAL CORP	74	26	48	0	0	0	0	0	0	113	66	47	0	0	0	310	174	136
PETROLEUM CORP	15	11	4	0	0	0	0	0	0	11	7	4	0	0	0	51	37	14
DIVISIONAL TOTAL	89	39	50	16	15	1	0	7	-7	125	74	51	5	5	0	396	249	147
POWER DIVISION																		
DHAKA POWER DISTRIBUTION CO. LTD.	0	0	0	0	0	0	0	0	0	0	0	0	0	0	0	2	2	0
POWER DEV BOARD	382	367	15	5	4	1	0	0	0	904	706	198	0	0	0	1934	1654	280
RURAL ELECTRIFICATION BOARD	178	167	11	0	0	0	0	0	0	471	299	172	0	0	0	724	538	186
SUSTAINABLE & RENEWABLE ENERGY DEV. AITH. (SREDA)	4	2	2	0	0	0	0	0	0	8	8	0	0	0	0	23	17	6
DIVISIONAL TOTAL	564	536	28	5	4	1	0	0	0	1383	1013	370	0	0	0	2683	2211	472
MINISTRY TOTAL	653	575	78	21	19	2	0	7	-7	1508	1087	421	5	5	0	3079	2460	619
PRIME MINISTER'S OFFICE																		
BANGLADESH ECONOMIC ZONE AUTHORITY	9	4	5	1	0	1	0	0	0	30	13	17	0	0	0	64	32	32
BD EXPORT PROCESSING ZONE AUTHORITY	73	61	12	0	0	0	0	0	0	177	135	42	0	0	0	353	271	82

3.9 Class-I employees of the autonomous bodies and corporations by grades (grade 6-9 and fixed grade), 2021

Autonomous Bodies/ Corporation	TK. 35500			TK. 29000			TK. 23000			TK. 22000			HONORARY & FIXED			TOTAL		
	Sanc.	Exist.	Vacancy	Sanc.	Exist.	Vacancy	Sanc.	Exist.	Vacancy	Sanc.	Exist.	Vacancy	Sanc.	Exist.	Vacancy	Sanc.	Exist.	Vacancy
PRIME MINISTER'S OFFICE																		
NATIONAL SKILLS DEV. AUTHORITY	14	6	8	0	0	0	0	0	0	0	0	0	4	0	4	23	10	13
PRIVATIZATION COMMISSION	1	1	0	0	0	0	0	0	0	4	4	0	0	0	0	20	19	1
PUBLIC-PRIVATE PARTNERSHIP OFFICE	0	1	-1	0	0	0	0	0	0	0	0	0	0	0	0	9	8	1
MINISTRY TOTAL	97	73	24	1	0	1	0	0	0	211	152	59	4	0	4	469	340	129
MINISTRY OF RELIGIOUS AFFAIRS																		
BUDHIST RELIGIOUS WELFARE TRUST	0	0	0	1	1	0	0	0	0	0	0	0	0	0	0	2	2	0
HINDU RELIGIOUS WELFARE TRUST	0	0	0	0	0	0	0	0	0	1	1	0	0	0	0	2	2	0
ISLAMIC FOUNDATION BANGLADESH	118	71	47	59	48	11	0	0	0	177	149	28	0	0	0	375	297	78
OFFICE OF THE ADMINISTRATOR OF WAQF	1	1	0	5	4	1	0	0	0	0	0	0	0	0	0	10	8	2
MINISTRY TOTAL	119	72	47	65	53	12	0	0	0	178	150	28	0	0	0	389	309	80
MINISTRY OF SCIENCE AND TECHNOLOGY																		
BANGABANDHU SK MUJIB NOVO THEATRE	2	1	1	0	0	0	0	0	0	8	4	4	0	0	0	12	6	6
BANGLADESH OCEANOGRAPHIC RESEACH INSTITUTE	22	3	19	0	0	0	0	0	0	51	13	38	0	0	0	90	18	72
BANSDOC	1	1	0	0	0	0	0	0	0	7	0	7	0	0	0	10	3	7
BCSIR	141	112	29	0	0	0	0	0	0	272	178	94	0	0	0	514	334	180
BD ATOMIC ENERGY COMMISSION	189	213	-24	0	0	0	0	0	0	535	423	112	0	0	0	920	878	42
BD COUNCIL OF SCIENCE & IND RES	141	109	32	0	0	0	2	0	2	268	170	98	0	0	0	512	339	173
NATIONAL INSTITUTE OF BIOTECHNOLOGY	17	14	3	0	0	0	0	0	0	28	23	5	0	0	0	58	42	16
NATIONAL MUSEAM OF SCIENCE & TECH	4	1	3	0	0	0	0	0	0	13	9	4	0	0	0	19	11	8
LOCAL GOVERNMENT DIVISION																		
MINISTRY TOTAL	517	454	63	0	0	0	2	0	2	1182	820	362	0	0	0	2135	1631	504

3.9 Class-I employees of the autonomous bodies and corporations by grades (grade 6-9 and fixed grade), 2021

Autonomous Bodies/ Corporation	TK. 35500			TK. 29000			TK. 23000			TK. 22000			HONORARY & FIXED			TOTAL		
	Sanc.	Exist.	Vacancy	Sanc.	Exist.	Vacancy	Sanc.	Exist.	Vacancy	Sanc.	Exist.	Vacancy	Sanc.	Exist.	Vacancy	Sanc.	Exist.	Vacancy
MINISTRY OF SHIPPING																		
B I W T A	103	97	6	1	1	0	0	0	0	166	124	42	0	0	0	336	280	56
B I W T C	51	44	7	0	0	0	0	0	0	90	60	30	0	0	0	169	129	40
BANGLADESH SHIPPING CORPORATION	115	28	87	0	0	0	0	0	0	0	0	0	0	0	0	217	60	157
BANGLADESH LAND PORT AUTHORITY	9	7	2	1	0	1	0	0	0	35	27	8	0	0	0	56	43	13
CHITTAGONG PORT AUTHORITY	84	58	26	2	2	0	21	19	2	164	104	60	0	0	0	338	227	111
DOCK WORKER'S MANAGEMENT BOARD, CHITTAGONG.	1	1	0	0	0	0	0	0	0	13	8	5	0	0	0	19	12	7
DOCK WORKER'S MANAGEMENT BOARD, MONGLA	4	1	3	0	0	0	0	0	0	7	2	5	0	0	0	12	3	9
JATIO NODI RAKHKHA COMMISSION	4	4	0	0	0	0	0	0	0	9	1	8	0	0	0	18	9	9
MONGLA PORT AUTHORITY	39	28	11	8	5	3	0	0	0	66	32	34	0	0	0	142	87	55
MINISTRY TOTAL	410	268	142	12	8	4	21	19	2	550	358	192	0	0	0	1307	850	457
MINISTRY OF SOCIAL WELFARE																		
BANGLADESH NATIONAL SOCIAL WELFARE COUNCIL	2	2	0	0	0	0	0	0	0	4	3	1	0	0	0	8	7	1
BD JATYO SAMAJ KALLAYAN PARISHAD	8	1	7	15	2	13	0	0	0	12	0	12	0	0	0	39	4	35
NATIONAL FOUNDATION FOR DEV OF THE DISABLED PERSON	0	0	0	0	0	0	7	2	5	3	2	1	0	0	0	16	9	7
SHARIRIK PROTIBONDHI SUROKKHA TRUST	0	0	0	0	0	0	0	0	0	1	1	0	0	0	0	4	2	2
SHEIKH ZAYED BIN SULTAN AL-NAHYAN TRUST	0	0	0	0	0	0	0	0	0	4	2	2	0	0	0	5	3	2
MINISTRY TOTAL	10	3	7	15	2	13	7	2	5	24	8	16	0	0	0	72	25	47

3.9 Class-I employees of the autonomous bodies and corporations by grades (grade 6-9 and fixed grade), 2021

Autonomous Bodies/ Corporation	TK. 35500			TK. 29000			TK. 23000			TK. 22000			HONORARY & FIXED			TOTAL		
	Sanc.	Exist.	Vacancy	Sanc.	Exist.	Vacancy	Sanc.	Exist.	Vacancy	Sanc.	Exist.	Vacancy	Sanc.	Exist.	Vacancy	Sanc.	Exist.	Vacancy
MINISTRY OF WATER RESOURCES																		
BANGLADESH HAOR & WETLAND DEVELOPMENT BOARD	8	2	6	0	0	0	0	0	0	12	2	10	0	0	0	25	8	17
BANGLADESH WATER DEV BOARD	348	189	159	0	0	0	0	0	0	655	513	142	0	0	0	1449	1022	427
JOINT RIVERS COMMISSION, BANGLADESH	6	4	2	0	0	0	0	0	0	3	2	1	0	0	0	14	11	3
RIVER RESEARCH INSTITUTE, FARIDPUR	17	8	9	0	0	0	0	0	0	37	24	13	0	0	0	69	46	23
WATER RESOURCES PLANNING ORGANIZATION	14	6	8	0	0	0	0	0	0	17	16	1	0	0	0	42	33	9
MINISTRY TOTAL	393	209	184	0	0	0	0	0	0	724	557	167	0	0	0	1599	1120	479
MINISTRY OF WOMEN AND CHILDREN AFFAIRS																		
BANGLADESH JATYO MOHILA SANGSTHA	2	1	1	4	2	2	1	1	0	2	2	0	0	0	0	11	8	3
BANGLADESH SHISHU ACADEMY	1	1	0	4	3	1	0	0	0	74	64	10	0	0	0	81	70	11
MINISTRY TOTAL	3	2	1	8	5	3	1	1	0	76	66	10	0	0	0	92	78	14
MINISTRY OF YOUTH AND SPORTS																		
B K S P	21	16	5	0	0	0	6	6	0	89	87	2	0	0	0	130	117	13
BANGBANDHU KRIRASHEBI KALYAN FOUNDATION	0	0	0	0	0	0	0	0	0	1	1	0	0	0	0	2	2	0
BANGLADESH NATIONAL SPORTS COUNCIL	4	4	0	5	5	0	1	1	0	39	36	3	2	2	0	56	53	3
MINISTRY TOTAL	25	20	5	5	5	0	7	7	0	129	124	5	2	2	0	188	172	16
GRAND TOTAL	25795	22105	3690	3500	3415	85	931	940	-9	48087	33772	14315	952	638	314	105432	84373	21059

Chapter four: Proportion of civil officers and staffs by gender

4.1 Male and female employees by types of offices, 2021

Class	Ministries and Divisions			Department and Directorates			Divisional and Deputy Commissioner offices			Autonomous bodies and corporations			Grand Total		
	Male	Female	Total	Male	Female	Total	Male	Female	Total	Male	Female	Total	Male	Female	Total
Class-I	2996	829	3825	80746	24541	105287	1546	648	2194	70604	13769	84373	155892	39787	195679
Class-II	2162	512	2674	79975	39722	119697	570	15	585	38778	8455	47233	121485	48704	170189
Class-III	2877	609	3486	508351	271631	779982	11955	1533	13488	145851	15160	161011	669034	288933	957967
Class-IV	2448	523	2971	127387	19974	147361	14156	1707	15863	59934	4963	64897	203925	27167	231092
Total	10483	2473	12956	796459	355868	1152327	28227	3903	32130	315167	42347	357514	1150336	404591	1554927

Figure 4.1: Proportion of civil officers and staffs by gender, 2021

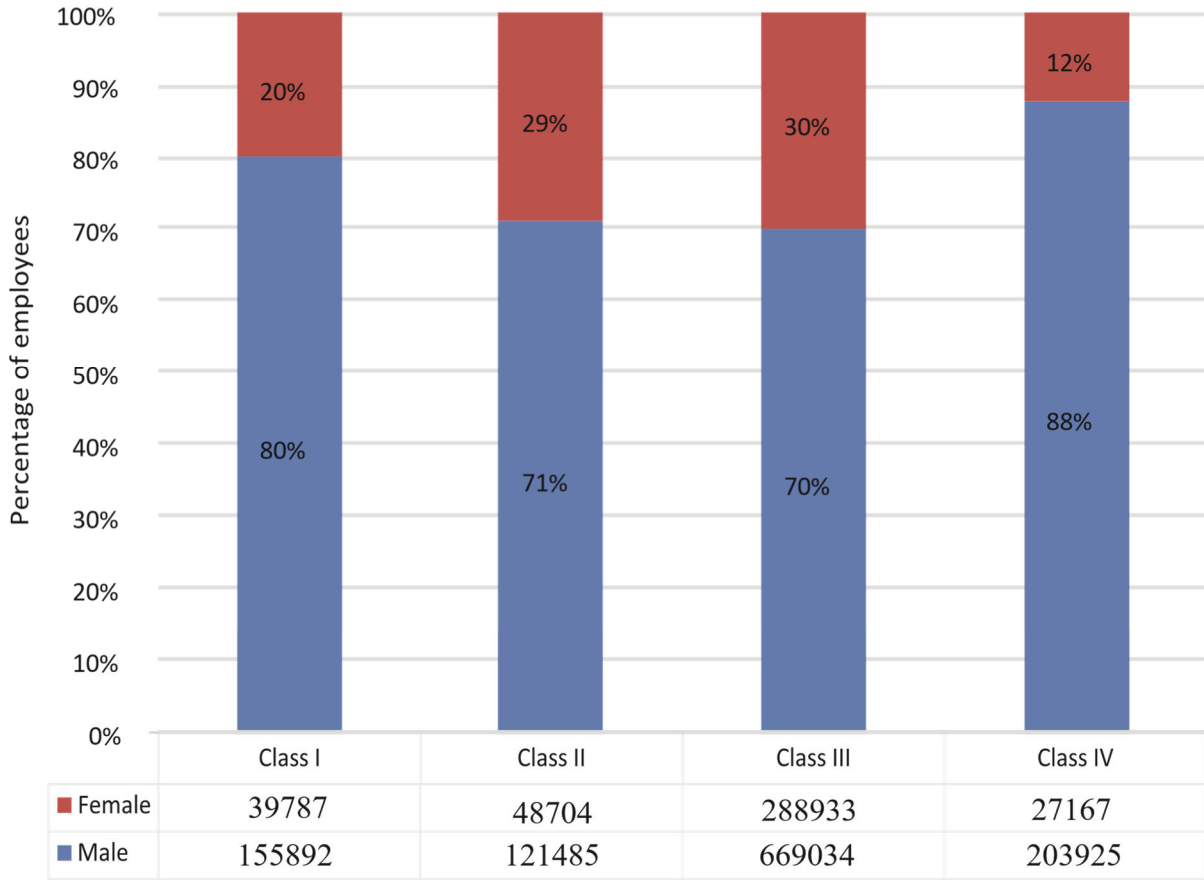


Figure 4.2: Proportion of employees by gender in different offices, 2021

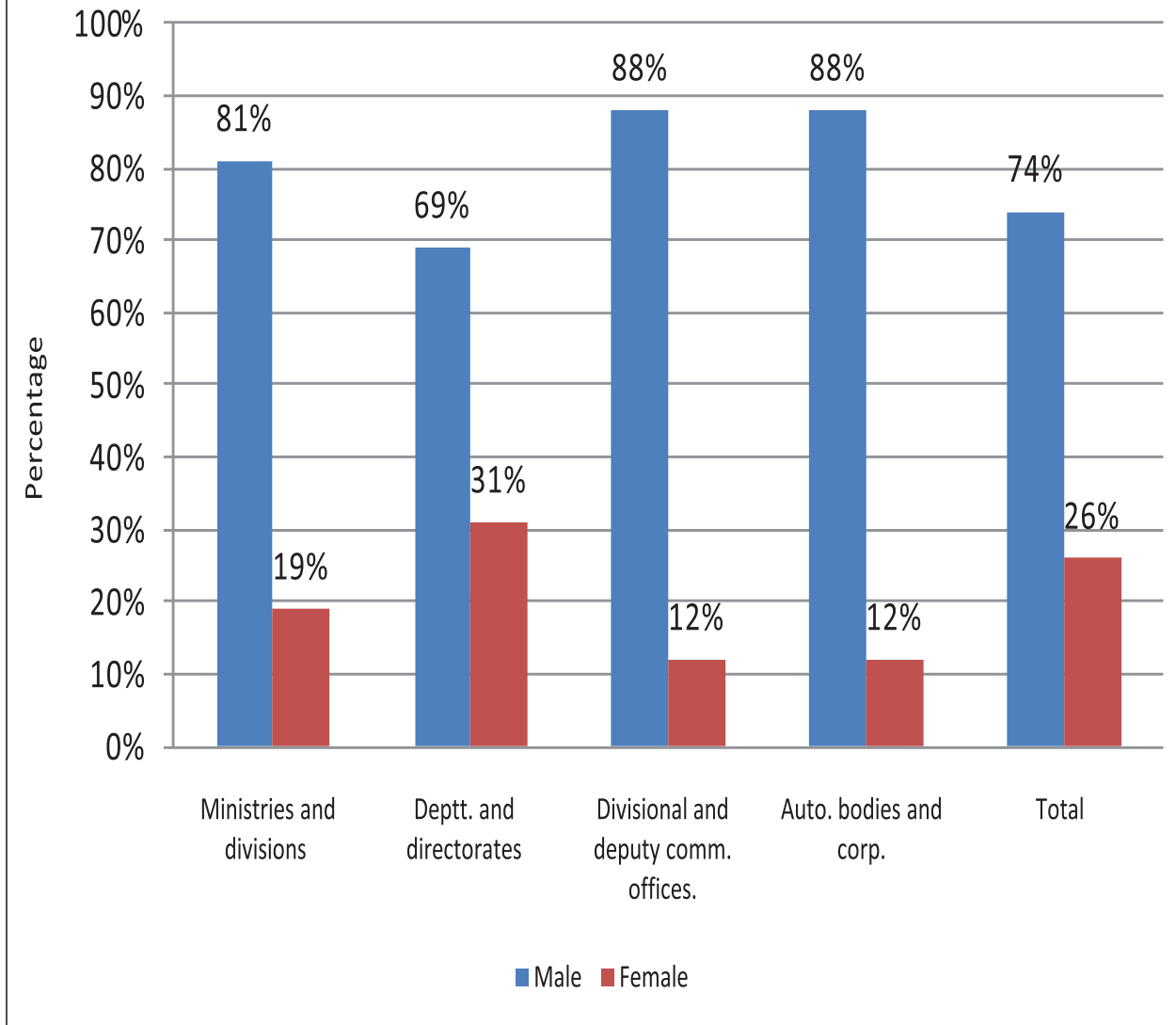
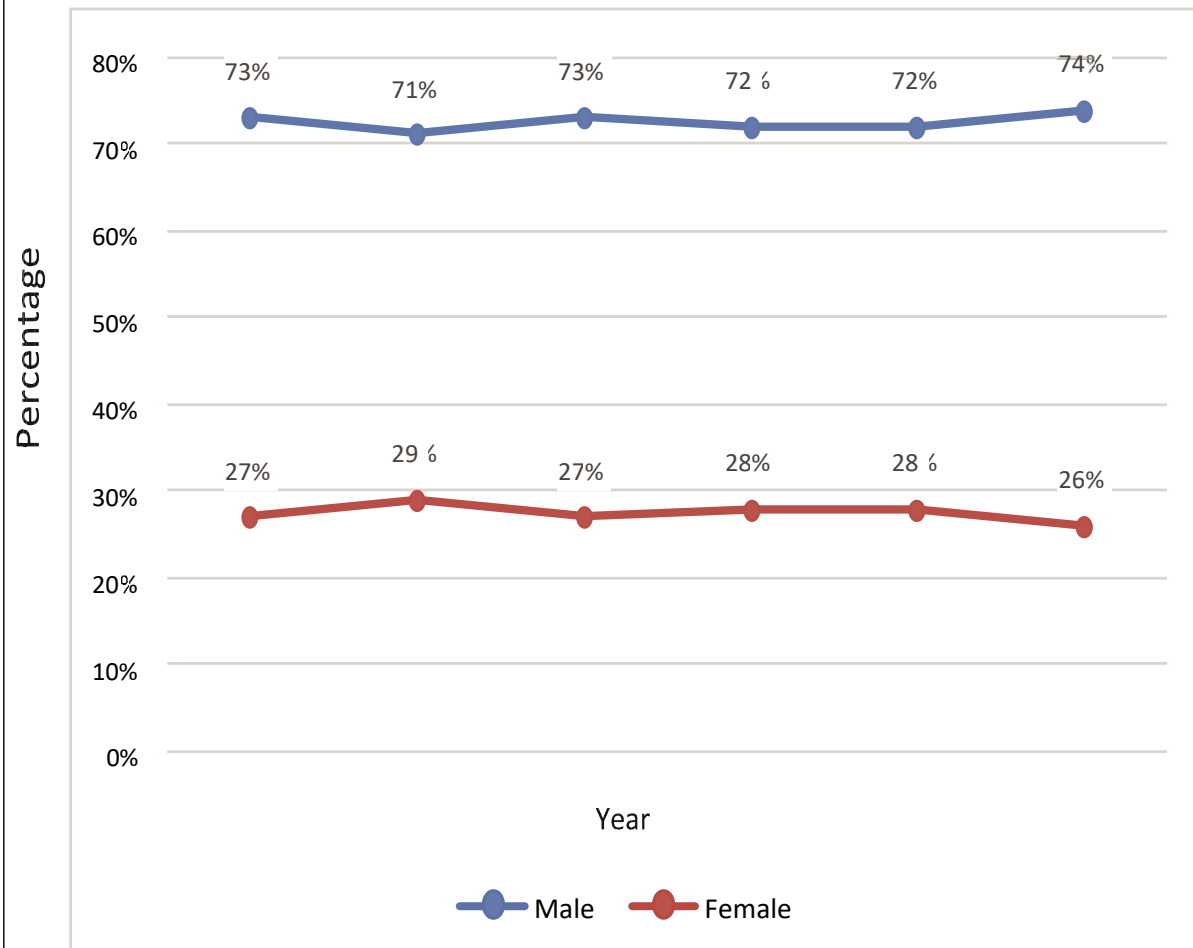


Figure 4.3: Trend of female participation in civil-service employees, 2016-2021



4.2 Civil officers and staffs of ministries and divisions by gender and classification, 2021

Ministry/Divisions	Class-I			Class-II			Class-III			Class-IV			Total		
	Male	Female	Total	Male	Female	Total	Male	Female	Total	Male	Female	Total	Male	Female	Total
MINISTRY OF SCIENCE AND TECHNOLOGY	30	3	33	28	10	38	28	10	38	34	7	41	120	30	150
MINISTRY TOTAL	30	3	33	28	10	38	28	10	38	34	7	41	120	30	150
MINISTRY OF INFORMATION	32	4	36	27	8	35	24	6	30	21	8	29	104	26	130
INFORMATION COMMISSION	14	2	16	2	2	4	13	4	17	20	3	23	49	11	60
MINISTRY TOTAL	46	6	52	29	10	39	37	10	47	41	11	52	153	37	190
MINISTRY OF SOCIAL WELFARE	21	10	31	11	5	16	19	3	22	18	3	21	69	21	90
MINISTRY TOTAL	21	10	31	11	5	16	19	3	22	18	3	21	69	21	90
MINISTRY OF HOUSING AND PUBLIC WORKS	30	4	34	15	4	19	14	4	18	15	5	20	74	17	91
MINISTRY TOTAL	30	4	34	15	4	19	14	4	18	15	5	20	74	17	91
MINISTRY OF EXPATRIATES WELFARE AND OVERSEAS EMPL..	56	12	68	21	4	25	17	3	20	17	5	22	111	24	135
MINISTRY TOTAL	56	12	68	21	4	25	17	3	20	17	5	22	111	24	135
MINISTRY OF LIBERATION WAR AFFAIRS	40	2	42	5	2	7	16	5	21	19	2	21	80	11	91
MINISTRY TOTAL	40	2	42	5	2	7	16	5	21	19	2	21	80	11	91
MINISTRY OF DEFENCE	29	15	44	32	11	43	20	9	29	33	9	42	114	44	158
MINISTRY TOTAL	29	15	44	32	11	43	20	9	29	33	9	42	114	44	158
MINISTRY OF PRIMARY AND MASS EDUCATION	25	12	37	11	3	14	16	3	19	20	4	24	72	22	94
MINISTRY TOTAL	25	12	37	11	3	14	16	3	19	20	4	24	72	22	94
MINISTRY OF HOME AFFAIRS															
PUBLIC SECURITY DIVISION	37	10	47	18	2	20	27	7	34	36	6	42	118	25	143
SECURITY SERVICES DIVISION	38	12	50	40	10	50	51	19	70	28	11	39	157	52	209
MINISTRY TOTAL	75	22	97	58	12	70	78	26	104	64	17	81	275	77	352

4.2 Civil officers and staffs of ministries and divisions by gender and classification, 2021

Ministry/Divisions	Class-I			Class-II			Class-III			Class-IV			Total		
	Male	Female	Total	Male	Female	Total	Male	Female	Total	Male	Female	Total	Male	Female	Total
MINISTRY OF LAW JUSTICE AND PAR AFFAIRS															
BANGLADESH JUDICIAL SERVICE COMMISSION SECT	10	0	10	0	0	0	20	5	25	10	1	11	40	6	46
LAW & JUSTICE DIVISION	37	4	41	43	6	49	35	11	46	34	4	38	149	25	174
LAW COMMISSION	9	2	11	0	0	0	12	1	13	10	1	11	31	4	35
LEGISLATIVE & PARLIAMENT AFF DIV	44	19	63	24	12	36	31	12	43	46	7	53	145	50	195
NATIONAL HUMAN RIGHTS COMMISSION	12	4	16	1	0	1	19	7	26	18	4	22	50	15	65
PARLIAMENT SECRETARIATE	142	41	183	114	31	145	416	63	479	159	39	198	831	174	1005
MINISTRY TOTAL	254	70	324	182	49	231	533	99	632	277	56	333	1246	274	1520
MINISTRY OF FOOD															
	33	11	44	15	7	22	18	2	20	21	9	30	87	29	116
MINISTRY TOTAL	33	11	44	15	7	22	18	2	20	21	9	30	87	29	116
MINISTRY OF LABOUR AND EMPLOYMENT															
	20	15	35	25	6	31	18	10	28	20	5	25	83	36	119
MINISTRY TOTAL	20	15	35	25	6	31	18	10	28	20	5	25	83	36	119
MINISTRY OF FOREIGN AFFAIRS															
	408	105	513	313	41	354	105	9	114	118	13	131	944	168	1112
MINISTRY TOTAL	408	105	513	313	41	354	105	9	114	118	13	131	944	168	1112
MINISTRY OF CULTURAL AFFAIRS															
	18	6	24	18	3	21	19	5	24	19	4	23	74	18	99
MINISTRY TOTAL	18	6	24	18	3	21	19	5	24	19	4	23	74	18	99
MINISTRY OF CTG. HILL TRACTS AFFAIRS															
	13	6	19	14	3	17	4	2	6	16	3	19	47	14	61
MINISTRY TOTAL	13	6	19	14	3	17	4	2	6	16	3	19	47	14	61

4.2 Civil officers and staffs of ministries and divisions by gender and classification, 2021

Ministry/Divisions	Class-I			Class-II			Class-III			Class-IV			Total		
	Male	Female	Total	Male	Female	Total	Male	Female	Total	Male	Female	Total	Male	Female	Total
MINISTRY OF JUTE AND TEXTILE	19	8	27	21	7	28	15	3	18	19	6	25	74	24	98
MINISTRY TOTAL	19	8	27	21	7	28	15	3	18	19	6	25	74	24	98
MINISTRY OF LAND	25	8	33	24	4	28	12	2	14	16	2	18	77	16	93
MINISTRY TOTAL	25	8	33	24	4	28	12	2	14	16	2	18	77	16	93
MINISTRY OF PUBLIC ADMINISTRATION	92	46	138	89	28	117	86	39	125	90	24	114	357	137	494
PUBLIC SERVICE COMMISSION SECRETARIATE	77	21	98	77	21	98	111	27	138	104	16	120	369	85	454
MINISTRY TOTAL	169	67	236	166	49	215	197	66	263	194	40	234	726	222	948
MINISTRY OF HEALTH AND FAMILY WELFARE															
HEALTH SERVICES DIVISION	58	19	77	44	8	52	49	4	53	18	4	22	169	35	204
MEDICAL EDU. AND FAMILY WELFARE DIVISION	36	10	46	19	3	22	23	6	29	29	8	37	107	27	134
MINISTRY TOTAL	94	29	123	63	11	74	72	10	82	47	12	59	276	62	338
MINISTRY OF EDUCATION															
SECONDARY AND HIGHER EDUCATION DIVISION	38	15	53	26	6	32	31	13	44	42	9	51	137	43	180
TECHNICAL AND MADRASAH EDUCATION DIVISION.	28	2	30	15	4	19	22	7	29	25	3	28	90	16	106
MINISTRY TOTAL	66	17	83	41	10	51	53	20	73	67	12	79	227	59	286
MINISTRY OF PLANNING															
IMPLEMENTATION/MONITORING AND EVALUATION DIV.	65	15	80	13	1	14	59	20	79	31	9	40	168	45	213
PLANNING DIVISION	119	49	168	95	34	129	61	17	78	114	31	145	389	131	520
STATISTICS & INFORMATICS DIVISION	17	10	27	11	2	13	11	6	17	24	4	28	63	22	85
MINISTRY TOTAL	201	74	275	119	37	156	131	43	174	169	44	213	620	198	818

4.2 Civil officers and staffs of ministries and divisions by gender and classification, 2021

Ministry/Divisions	Class-I			Class-II			Class-III			Class-IV			Total		
	Male	Female	Total	Male	Female	Total	Male	Female	Total	Male	Female	Total	Male	Female	Total
MINISTRY OF ENVIRONMENT, FOREST AND CLIMATE CHANGE	27	16	43	31	1	32	10	7	17	21	7	28	89	31	120
MINISTRY TOTAL	27	16	43	31	1	32	10	7	17	21	7	28	89	31	120
ELECTION COMMISSION SECRETARIATE	66	13	79	42	6	48	78	14	92	57	10	67	243	43	286
MINISTRY TOTAL	66	13	79	42	6	48	78	14	92	57	10	67	243	43	286
CABINET DIVISION	63	13	76	47	14	61	42	17	59	59	18	77	211	62	273
ANTI CORRUPTION COMMISSION	211	26	237	65	6	71	426	42	468	209	26	235	911	100	1011
MINISTRY TOTAL	274	39	313	112	20	132	468	59	527	268	44	312	1122	162	1284
MINISTRY OF ROAD TRANSPORT AND BRIDGES															
BRIDGES DIVISION	56	2	58	11	3	14	51	5	56	34	1	35	152	11	163
ROAD TRANSPORT AND HIGHWAYS DIVISION	35	8	43	29	8	37	29	8	37	37	10	47	130	34	164
MINISTRY TOTAL	91	10	101	40	11	51	80	13	93	71	11	82	282	45	327
MINISTRY OF FINANCE															
ECONOMIC RELATIONS DIVISION	71	29	100	83	16	99	49	16	65	73	18	91	276	79	355
FINANCE DIVISION	92	39	131	129	37	166	94	31	125	67	15	82	382	122	504
FINANCIAL INSTITUTION DIVI	19	6	25	9	5	14	20	3	23	3	0	3	51	14	65
INTERNAL RESOURCES DIVISION	16	0	16	14	1	15	9	5	14	13	4	17	52	10	62
MINISTRY TOTAL	198	74	272	235	59	294	172	55	227	156	37	193	761	225	986
MINISTRY OF AGRICULTURE															
MINISTRY TOTAL	51	20	71	45	19	64	35	8	43	39	2	41	170	49	219
MINISTRY OF YOUTH AND SPORTS															
MINISTRY TOTAL	16	9	25	13	4	17	17	2	19	16	2	18	62	17	79

4.2 Civil officers and staffs of ministries and divisions by gender and classification, 2021

Ministry/Divisions	Class-I			Class-II			Class-III			Class-IV			Total		
	Male	Female	Total	Male	Female	Total	Male	Female	Total	Male	Female	Total	Male	Female	Total
MINISTRY OF RAILWAYS	34	6	40	9	1	10	22	4	26	24	4	28	89	15	104
MINISTRY TOTAL	34	6	40	9	1	10	22	4	26	24	4	28	89	15	104
PRIME MINISTER'S OFFICE	57	16	73	62	8	70	181	14	195	123	31	154	423	69	492
MINISTRY TOTAL	57	16	73	62	8	70	181	14	195	123	31	154	423	69	492
MINISTRY OF RELIGIOUS AFFAIRS	31	0	31	14	1	15	23	6	29	20	4	24	88	11	99
MINISTRY TOTAL	31	0	31	14	1	15	23	6	29	20	4	24	88	11	99
MINISTRY OF WOMEN AND CHILDREN AFFAIRS	23	14	37	14	7	21	4	1	5	5	5	10	46	27	73
MINISTRY TOTAL	23	14	37	14	7	21	4	1	5	5	5	10	46	27	73
MINISTRY OF SHIPPING	36	5	41	23	7	30	23	6	29	31	7	38	113	25	138
MINISTRY TOTAL	36	5	41	23	7	30	23	6	29	31	7	38	113	25	138
MINISTRY OF POWER ENERGY & MIN RESOURCES															
ENERGY AND MINERAL RESOURCES DIV	25	6	31	22	3	25	17	4	21	24	7	31	88	20	108
POWER DIVISION	32	9	41	14	4	18	17	3	20	18	4	22	81	20	101
MINISTRY TOTAL	57	15	72	36	7	43	34	7	41	42	11	53	169	40	209
PRESIDENT'S OFFICE															
PERSONAL DIVISION	11	1	12	17	1	18	27	3	30	61	8	69	116	13	129
PUBLIC DIVISION	11	2	13	12	3	15	3	3	6	16	2	18	42	10	52
MINISTRY TOTAL	22	3	25	29	4	33	30	6	36	77	10	87	158	23	181
MINISTRY OF M/O POST TELECOM & INFORMATION TECH															
INFORMATION & COMMUNICATION TECH DIV	25	4	29	17	4	21	19	5	24	12	6	18	73	19	92
POST AND TELECOMMUNICATION DIVISION	25	4	29	17	4	21	18	4	22	10	4	14	70	16	86
MINISTRY TOTAL	50	8	58	34	8	42	37	9	46	22	10	32	143	35	178

4.2 Civil officers and staffs of ministries and divisions by gender and classification, 2021

Ministry/Divisions	Class-I			Class-II			Class-III			Class-IV			Total		
	Male	Female	Total	Male	Female	Total	Male	Female	Total	Male	Female	Total	Male	Female	Total
MINISTRY OF COMMRC	68	22	90	36	13	49	49	15	64	43	15	58	196	65	261
MINISTRY TOTAL	68	22	90	36	13	49	49	15	64	43	15	58	196	65	261
MINISTRY OF DISASTER MANAGEMENT AND RELIEF	40	8	48	32	6	38	38	6	44	15	4	19	125	24	149
MINISTRY TOTAL	40	8	48	32	6	38	38	6	44	15	4	19	125	24	149
MINISTRY OF WATER RESOURCES	23	8	31	20	4	24	20	4	24	25	4	29	88	20	108
MINISTRY TOTAL	23	8	31	20	4	24	20	4	24	25	4	29	88	20	108
MINISTRY OF CIVIL AVIATION AND TOURISM	24	7	31	21	5	26	22	6	28	26	7	33	93	25	118
MINISTRY TOTAL	24	7	31	21	5	26	22	6	28	26	7	33	93	25	118
INDUSTRIES MINISTRY	46	8	54	40	11	51	39	9	48	45	10	55	170	38	208
MINISTRY TOTAL	46	8	54	40	11	51	39	9	48	45	10	55	170	38	208
MINISTRY OF LGRD AND CO- OPERATIVE															
LOCAL GOVERNMENT DIVISION	47	10	57	30	10	40	38	4	42	51	10	61	166	34	200
RURAL DEVELOPMENT AND CO- OPERATIVE DIVISION	19	8	27	21	4	25	11	5	16	11	3	14	62	20	82
MINISTRY TOTAL	66	18	84	51	14	65	49	9	58	62	13	75	228	54	282
MINISTRY OF FISHERIES AND LIVESTOCK	24	8	32	12	8	20	24	5	29	16	6	22	76	27	103
MINISTRY TOTAL	24	8	32	12	8	20	24	5	29	16	6	22	76	27	103
GRAND TOTAL	2996	829	3825	2162	512	2674	2877	609	3486	2448	523	2971	10483	2473	12956

4.3 Civil officers and staffs of departments and directorates by gender and classification, 2021

Departments/Directorates	Class-I			Class-II			Class-III			Class-IV			Total		
	Male	Female	Total	Male	Female	Total	Male	Female	Total	Male	Female	Total	Male	Female	Total
MINISTRY OF AGRICULTURE															
AGRI INFORMATION SERVICE	20	2	22	5	1	6	110	24	134	43	6	49	178	33	211
COTTON DEV BOARD	55	9	64	7	2	9	291	35	326	175	10	185	528	56	584
DEPTT OF AGRI EXTENSION	1439	441	1880	9743	1042	10785	1369	134	1503	3053	255	3308	15604	1872	17476
DEPTT OF AGRI MARKETING	32	10	42	0	0	0	183	33	216	144	25	169	359	68	427
SEED CERTIFICATION AGENCY	95	23	118	3	0	3	68	13	81	94	8	102	260	44	304
SOIL RESOURCES DEV INSTITUTE	120	41	161	11	1	12	175	26	201	113	20	133	419	88	507
MINISTRY TOTAL	1761	526	2287	9769	1046	10815	2196	265	2461	3622	324	3946	17348	2161	19509
MINISTRY OF COMMERCE															
DTE OF CONSUMER RIGHTS	58	18	76	1	0	1	61	17	78	29	2	31	149	37	186
OFFICE OF THE CHIEF CONT OF IMP AND EXP	17	1	18	25	2	27	35	4	39	11	1	12	88	8	96
REGISTRAR OF JOINT STOCK CO.S	11	2	13	10	2	12	21	6	27	11	0	11	53	10	63
MINISTRY TOTAL	86	21	107	36	4	40	117	27	144	51	3	54	290	55	345
MINISTRY OF CULTURAL AFFAIRS															
COPY RIGHT OFFICE, DHAKA	3	0	3	0	2	2	20	4	24	2	1	3	25	7	32
DEPTT OF ARCHAEOLOGY	25	8	33	28	6	34	95	22	117	167	22	189	315	58	373
DEPTT OF PUBLIC LIBRARY	39	14	53	10	12	22	120	51	171	149	21	170	318	98	416
DTE OF ARCHIVES	10	1	11	1	0	1	31	13	44	17	5	22	59	19	78
MINISTRY TOTAL	77	23	100	39	20	59	266	90	356	335	49	384	717	182	899
MINISTRY OF DEFENCE															
A F I P, DHAKA CANT.	0	0	0	0	0	0	3	0	3	29	2	31	32	2	34
AHQ, AGS BR (PA DTE)	12	3	15	92	4	96	4118	168	4286	6711	354	7065	10933	529	11462
AHQ, E IN C'S BR. WORKS DTE	44	4	48	400	21	421	826	124	950	317	46	363	1587	195	1782
ARMED FORCES FOOD & DRUGS LAB	0	0	0	0	0	0	5	1	6	12	0	12	17	1	18
ARMED FORCES MEDICAL COLLEGE	0	0	0	9	3	12	18	4	22	78	11	89	105	18	123
ARMED FORCES MEDICAL INSTITUTE, DHAKA CANT.	1	0	1	0	0	0	6	0	6	45	29	74	52	29	81

4.3 Civil officers and staffs of departments and directorates by gender and classification, 2021

Departments/Directorates	Class-I			Class-II			Class-III			Class-IV			Total		
	Male	Female	Total	Male	Female	Total	Male	Female	Total	Male	Female	Total	Male	Female	Total
MINISTRY OF DEFENCE															
ARMED FORCES MEDICAL STORES DEPOT, DHAKA CANT.	2	0	2	0	0	0	23	0	23	55	0	55	80	0	80
BANGLADESH AIR FORCE	4	0	4	31	0	31	1134	53	1187	2297	39	2336	3466	92	3558
BANGLADESH METEOROLOGICAL DEPTT	79	15	94	8	2	10	551	102	653	136	13	149	774	132	906
BANGLADESH ORDINANCE FACTORIES	41	4	45	130	8	138	1120	189	1309	193	39	232	1484	240	1724
BD ARMED SERVICES BOARD (BASB)	9	1	10	16	0	16	37	4	41	6	0	6	68	5	73
CONTROLLER GENERAL DEFENCE FINANCE	86	26	112	154	2	156	737	227	964	108	24	132	1085	279	1364
DEFENCE SERVICES COMMAND & STAFF COLLEGE	1	1	2	1	0	1	29	1	30	101	4	105	132	6	138
DEPTT OF CYPHER	7	1	8	4	2	6	10	2	12	6	1	7	27	6	33
DTE GENERAL MEDICAL SERVICES	8	1	9	1	0	1	85	37	122	178	35	213	272	73	345
DTE GENERAL DEFENCE PURCHASE	2	0	2	0	0	0	36	0	36	22	0	22	60	0	60
DTE OF BD NATIONAL CADET CORPS	1	0	1	0	0	0	148	17	165	223	22	245	372	39	411
DTE OF CIVILIAN PERSONNEL (NAVAL HQ)	54	5	59	72	1	73	2731	159	2890	1134	63	1197	3991	228	4219
DTE OF INTER SERVICE PUB RELATION	5	1	6	3	1	4	12	6	18	6	0	6	26	8	34
DW (ARMY)	66	1	67	173	10	183	553	82	635	227	20	247	1019	113	1132
DW AND CE(AIR) KURMITOLA	10	2	12	38	2	40	137	34	171	34	9	43	219	47	266
DW AND CE (NAVY)	32	0	32	304	2	306	896	103	999	350	34	384	1582	139	1721
DTE OF MILITARY LANDS & CANTONMENT	19	8	27	9	0	9	35	3	38	35	2	37	98	13	111
MILITARY INST OF SCIENCE & TECHNOLOGY	24	3	27	40	7	47	92	12	104	37	3	40	193	25	218
MODC RECORDS, RAJENDRAPUR CANTT	0	0	0	1	0	1	3	0	3	38	0	38	42	0	42
NATIONAL DEFENCE COLLEGE, MIRPUR	3	0	3	0	0	0	10	0	10	52	0	52	65	0	65
OFFICE OF THE CHIEF ADMN OFFICER	117	6	123	83	2	85	786	59	845	645	19	664	1631	86	1717
SURVEY OF BANGLADESH	16	0	16	3	0	3	347	82	429	107	12	119	473	94	567
MINISTRY TOTAL	643	82	725	1572	67	1639	14488	1469	15957	13182	781	13963	29885	2399	32284

4.3 Civil officers and staffs of departments and directorates by gender and classification, 2021

Departments/Directorates	Class-I			Class-II			Class-III			Class-IV			Total		
	Male	Female	Total	Male	Female	Total	Male	Female	Total	Male	Female	Total	Male	Female	Total
MINISTRY OF DISASTER MANAGEMENT AND RELIEF															
DEPTT OF DISASTER MANAGEMENT	213	13	226	302	19	321	958	92	1050	153	4	157	1626	128	1754
DTE GENERAL OF RELIEF	273	3	276	263	25	288	796	65	861	195	11	206	1527	104	1631
MINISTRY TOTAL	486	16	502	565	44	609	1754	157	1911	348	15	363	3153	232	3385
MINISTRY OF EDUCATION															
DTE OF INSPECTION	23	2	25	0	0	0	21	2	23	4	0	4	48	4	52
SECONDARY & HIGHER EDUCATION DIVISION															
BUREAU OF EDU INFORM	69	12	81	5	1	6	192	41	233	271	11	282	537	65	602
DTE OF SECONDARY & HIGHER EDUCATION	20733	7113	27846	6495	3951	10446	2336	272	2608	3648	557	4205	33212	11893	45105
EDUCATION ENGINEERING DEPTT	213	18	231	316	19	335	188	14	202	176	9	185	893	60	953
INTERNATIONAL MOTHER LANGUAGE INSTITUTE	5	2	7	0	0	0	8	2	10	18	1	19	31	5	36
NATIONAL ACADEMY FOR EDU MANAG (NAEM)	41	15	56	3	2	5	22	8	30	67	5	72	133	30	163
OFFICE OF THE CHIEF ACCOUNTS	3	2	5	2	0	2	28	1	29	6	0	6	39	3	42
TECHNICAL AND MADRASAH EDUCATION DIVISION															
DTE OF TECHNICAL EDUCATION	2741	290	3031	686	118	804	2237	324	2561	982	158	1140	6646	890	7536
MINISTRY TOTAL	23828	7454	31282	7507	4091	11598	5032	664	5696	5172	741	5913	41539	12950	54489
ELECTION COMMISSION SECRETARIAT															
DEPUTY ELECTION COMMISSION OFFICE	400	57	457	0	0	0	601	65	666	618	76	694	1619	198	1817
MINISTRY TOTAL	400	57	457	0	0	0	601	65	666	618	76	694	1619	198	1817

4.3 Civil officers and staffs of departments and directorates by gender and classification, 2021

Departments/Directorates	Class-I			Class-II			Class-III			Class-IV			Total		
	Male	Female	Total	Male	Female	Total	Male	Female	Total	Male	Female	Total	Male	Female	Total
MINISTRY OF EXPATRIATES` WELFARE AND OVERSEAS EMPL															
BUREAU OF MANPOWER EMP	155	27	182	603	129	732	1003	208	1211	949	145	1094	2710	509	3219
MINISTRY TOTAL	155	27	182	603	129	732	1003	208	1211	949	145	1094	2710	509	3219
MINISTRY OF FINANCE															
MINISTRY OF DIVISION															
COMMERCIAL AUDIT DIRECTORATE	121	18	139	22	4	26	289	87	376	66	11	77	498	120	618
COMPTROLLER GENERAL, DHAKA	1172	170	1342	871	109	980	4965	1021	5986	919	199	1118	7927	1499	9426
CONTROLLER GENERAL OF ACCOUNTS, DHAKA	769	172	941	387	78	465	2044	380	2424	452	79	531	3652	709	4361
DEFENCE AUDIT DEPARTMENT	21	5	26	10	3	13	76	12	88	20	5	25	127	25	152
DIRECTORATE OF CIVIL AUDIT	34	7	41	8	2	10	102	36	138	14	8	22	158	53	211
FINANCIAL MANAGEMENT ACADEMY (FIMA)	15	5	20	0	1	1	5	1	6	3	2	5	23	9	32
FOREIGN AIDED PROJECTS AUDIT DIRECTORATE	67	3	70	8	2	10	88	37	125	13	2	15	176	44	220
LOCAL & REVENUE AUDIT DIRECTORATE	63	4	67	60	4	64	193	35	228	46	10	56	362	53	415
MISSION AUDIT DIRECTORATE	7	0	7	1	2	3	8	5	13	9	2	11	25	9	34
MONITORING CELL	7	2	9	1	0	1	5	1	6	4	1	5	17	4	21
PERFORMANCE AUDIT DIRECTORATE/413	7	2	9	3	0	3	7	1	8	6	2	8	23	5	28
POST, TELEGRAPHS & TELEPHONES AUDIT DIRECTORATE	19	2	21	6	4	10	100	40	140	32	7	39	157	53	210
RAILWAY AUDIT DIRECTORATE	17	3	20	7	1	8	64	21	85	13	5	18	101	30	131
WORKS AUDIT DIRECTORATE	42	1	43	27	2	29	125	25	150	29	10	39	223	38	261
INTERNAL RESOURCES DIVISION															
CUSTOM EXCISE APPELLATE TRIBUNAL	8	2	10	0	0	0	15	3	18	14	1	15	37	6	43

4.3 Civil officers and staffs of departments and directorates by gender and classification, 2021

Departments/Directorates	Class-I			Class-II			Class-III			Class-IV			Total		
	Male	Female	Total	Male	Female	Total	Male	Female	Total	Male	Female	Total	Male	Female	Total
MINISTRY OF FINANCE															
DTE OF NATIONAL SAVINGS	51	19	70	44	13	57	91	17	108	66	9	75	252	58	310
NATIONAL BOARD OF REVENUE (BOARD OF ADMIN)	1624	300	1924	2644	785	3429	4719	688	5407	2291	251	2542	11278	2024	13302
NATIONAL BOARD OF REVENUE (EXCISE & VAT)	533	92	625	1450	102	1552	907	101	1008	1409	81	1490	4299	376	4675
NATIONAL BOARD OF REVENUE (TAXES), DHAKA	0	0	0	0	0	0	60	9	69	67	2	69	127	11	138
TAXES APPELLATE TRIBUNAL, DHAKA	21	2	23	0	0	0	47	3	50	29	4	33	97	9	106
MINISTRY TOTAL	4598	809	5407	5549	1112	6661	13910	2523	16433	5502	691	6193	29559	5135	34694
MINISTRY OF FISHERIES AND LIVESTOCK															
DEPTT OF FISHERIES AND LIVESTOCK INFOR	4	0	4	0	0	0	20	4	24	5	0	5	29	4	33
DEPTT OF FISHERIES	797	240	1037	302	35	337	1435	232	1667	1130	128	1258	3664	635	4299
DEPTT OF LIVESTOCK SERVICES	1389	84	1473	39	0	39	4170	474	4644	2090	16	2106	7688	574	8262
MINISTRY TOTAL	2190	324	2514	341	35	376	5625	710	6335	3225	144	3369	11381	1213	12594
MINISTRY OF FOOD															
DIRECTOR GENERAL OF FOOD	504	62	602	895	242	1137	1790	412	2202	3105	548	3653	6330	1264	7594
MINISTRY TOTAL	504	62	602	895	242	1137	1790	412	2202	3105	548	3653	6330	1264	7594
MINISTRY OF FOREIGN AFFAIRS															
STATE GUEST HOUSE PADMA, MEGHNA, SUGANDHA	2	0	2	0	0	0	21	1	22	58	0	58	81	1	82
MINISTRY TOTAL	2	0	2	0	0	0	21	1	22	58	0	58	81	1	82

4.3 Civil officers and staffs of departments and directorates by gender and classification, 2021

Departments/Directorates	Class-I			Class-II			Class-III			Class-IV			Total		
	Male	Female	Total	Male	Female	Total	Male	Female	Total	Male	Female	Total	Male	Female	Total
MINISTRY OF HEALTH AND FAMILY WELFARE															
DIRECTORATE OF NURSING	15	237	252	3190	28721	31911	247	538	785	404	154	558	3856	29650	33506
DTE GENERAL OF HEALTH SERVICES (DGHS)	17541	10028	27569	612	82	694	24612	11533	36145	11656	3883	15539	54421	25526	79947
DTE OF DRUG ADMN DHAKA CTG	67	18	85	15	3	18	97	22	119	54	7	61	233	50	283
HEALTH SERVICES DIVISION															
65 CIVIL SURGEON OFFICE	4923	1094	6017	97	175	272	31769	9200	40969	9666	2657	12323	46455	13126	59581
CENT SKIN H CENT CTG	5	0	5	0	0	0	8	3	11	7	2	9	20	5	25
CONSTRUCTION MANAGEMENT UNIT	59	2	61	72	6	78	123	7	130	82	6	88	336	21	357
HEALTH ENGINEERING DEPARTMENT (HED)	107	11	118	84	8	92	165	24	189	79	7	86	435	50	485
NATIONAL ELECTRO MED EQUIP MENT W/SHOP CENT	4	0	4	6	0	6	34	2	36	17	1	18	61	3	64
NATIONAL INST OF MENTAL HEALTH, DHAKA	28	31	59	13	102	115	28	7	35	50	11	61	119	151	270
NATIONAL INST OF OPHTHALMOLOGY & HOSPITAL, DHAKA	71	46	117	0	0	0	43	13	56	57	13	70	171	72	243
NATIONAL INST OF PRE SOCIAL MEDICAL	11	14	25	10	6	16	22	5	27	18	7	25	61	32	93
NATIONAL INST OF TRAUMATOLOGY & ORTHO REHAB (NITOR)	236	36	272	71	267	338	33	5	38	115	34	149	455	342	797
SHAHID SHOHRAWARDI HOSPITAL	56	39	95	9	8	17	79	160	239	75	32	107	219	239	458
TRANSPORT & EQUIPMENT ORG (TEMO)	1	0	1	2	0	2	27	0	27	12	0	12	42	0	42
MEDICAL EDU. & FAMILY WELFARE DIVISION															
DEPTT OF FAMILY PLANNING	757	394	1151	109	78	187	7660	5136	12796	2949	5124	8073	11475	10732	22207
INST OF PUBLIC HEALTH	26	24	50	43	14	57	177	69	246	193	84	277	439	191	630
NATIONAL INST OF CARDIO VASCULAR DISEASES	250	82	332	77	920	997	225	53	278	168	59	227	720	1114	1834
NIPORT	56	16	72	1	25	26	116	47	163	104	54	158	277	142	419
MINISTRY TOTAL	24213	12072	36285	4411	30415	34826	65465	26824	92289	25706	12135	37841	119795	81446	201241

4.3 Civil officers and staffs of departments and directorates by gender and classification, 2021

Departments/Directorates	Class-I			Class-II			Class-III			Class-IV			Total		
	Male	Female	Total	Male	Female	Total	Male	Female	Total	Male	Female	Total	Male	Female	Total
MINISTRY OF HOME AFFAIRS															
PUBLIC SECURITY DIVISION															
ANSAR AND V D P DEPTT	264	40	304	353	18	371	18323	2141	20464	203	27	230	19143	2226	21369
BANGLADESH COAST GUARD	77	0	77	65	1	66	176	10	186	8	5	13	326	16	342
INVESTIGATION AGENCY	14	1	15	9	0	9	111	5	116	24	4	28	158	10	168
INVESTIGATION AGENCY- ICT BD	25	8	33	12	0	12	112	3	115	29	5	34	178	16	194
SECURITY SERVICES DIVISION															
BORDER GUARD BANGLADESH	10	4	14	1	70	71	920	85	1005	3561	51	3612	4492	210	4702
DEPTT OF FIRE SERVICES DEFENCE	39	0	39	152	0	152	3180	79	3259	8155	31	8186	11526	110	11636
DEPTT OF IMMIGRATION	87	18	105	37	1	38	546	115	661	280	18	298	950	152	1102
DEPTT OF NARCOTICS CONTROL	116	7	123	152	11	163	1335	139	1474	276	19	295	1879	176	2055
DIRECTORATE OF PRISONS	133	10	143	154	13	167	9163	623	9786	19	3	22	9469	649	10118
NATIONAL TELECOMMUNICATION MONITORING CENTRE	8	0	8	0	0	0	0	0	0	0	0	0	8	0	8
POLICE DIRECTORATE	10096	416	10512	23380	866	24246	147462	14312	161774	5796	254	6050	186734	15848	202582
MINISTRY TOTAL	10869	504	11373	24315	980	25295	181328	17512	198840	18351	417	18768	234863	19413	254276
MINISTRY OF HOUSING AND PUBLIC WORKS															
COMMISSIONER OFFICE SETTLEMENT	10	3	13	0	0	0	9	1	10	9	2	11	28	6	34
DEPTT OF ARCHITECTURE	51	28	79	0	0	0	88	43	131	27	8	35	166	79	245
DTE OF GOVT ACCOMMODATION	11	1	12	0	0	0	88	23	111	207	44	251	306	68	374
DTE OF INTERNAL AUDIT	3	0	3	6	0	6	16	4	20	9	0	9	36	4	38
DTE OF URBAN DEVELOPMENT	26	10	36	1	0	1	76	17	93	49	4	53	152	31	183
PUBLIC WORKS DEPTT	726	84	810	1031	77	1108	1970	418	2388	1658	213	1871	5385	792	6177
MINISTRY TOTAL	827	126	953	1038	77	1115	2247	506	2753	1959	271	2230	6071	980	7051

4.3 Civil officers and staffs of departments and directorates by gender and classification, 2021

Departments/Directorates	Class-I			Class-II			Class-III			Class-IV			Total		
	Male	Female	Total	Male	Female	Total	Male	Female	Total	Male	Female	Total	Male	Female	Total
MINISTRY OF INDUSTRIES															
BOILER INSPECTION OFFICE	7	0	7	0	0	0	6	2	8	7	1	8	20	3	23
NATIONAL PRODUCTIVITY ORGANISATION	12	3	15	1	0	1	20	6	26	11	2	13	44	11	55
PATENTS, DESIGN MARKS OFFICE	26	3	29	2	0	2	25	5	30	9	0	9	62	8	70
MINISTRY TOTAL	45	6	51	3	0	3	51	13	64	27	3	30	126	22	148
MINISTRY OF INFORMATION															
BANGLADESH FILM ARCHIVES	4	1	5	5	5	10	21	5	26	7	0	7	37	11	48
DEPTT OF FILMS	17	10	27	23	4	27	88	30	118	24	4	28	152	48	200
DEPTT OF MASS COMMUNICATION	63	7	70	56	6	62	323	16	339	172	25	197	614	54	668
FILM CENSOR BOARD	2	1	3	5	1	6	5	0	5	8	0	8	20	2	22
NATIONAL BROAD AUTH (BD BETAR)	366	99	465	27	3	30	606	177	783	432	62	494	1431	341	1772
NATIONAL BROADCASTING AUTH (BD TELEVISION)	189	38	227	102	16	118	486	75	561	266	26	292	1043	155	1198
NATIONAL INST OF MASS COMMUNICATION	20	8	28	8	1	9	35	5	40	30	3	33	93	17	110
PRESS INFORMATION DEPTT	61	17	78	25	5	30	74	15	89	79	15	94	239	52	291
MINISTRY TOTAL	722	181	903	251	41	292	1638	323	1961	1018	135	1153	3629	680	4309
MINISTRY OF JUTE AND TEXTILE															
DEPTT OF TEXTILE	148	24	172	158	32	190	473	119	592	152	20	172	931	195	1126
DIRECTORATE OF JUTE	60	2	62	31	3	34	110	15	125	19	3	22	220	23	243
MINISTRY TOTAL	208	26	234	189	35	224	583	134	717	171	23	194	1151	218	1369

4.3 Civil officers and staffs of departments and directorates by gender and classification, 2021

Departments/Directorates	Class-I			Class-II			Class-III			Class-IV			Total		
	Male	Female	Total	Male	Female	Total	Male	Female	Total	Male	Female	Total	Male	Female	Total
MINISTRY OF LABOUR AND EMPLOYMENT															
DEPARTMENT OF INSPECTION FOR FACTORIES	121	21	142	168	48	216	112	32	144	40	5	45	441	106	547
DTE OF LABOUR	71	31	102	23	10	33	220	51	271	174	18	192	488	110	598
LABOUR APPELATE TRIBUNAL LABOUR COURT	15	2	17	0	0	0	42	6	48	38	1	39	95	9	104
MINIMUM WAGES BOARD	1	1	2	0	0	0	6	0	6	5	0	5	12	1	13
NSDC SECRETARIAT	7	0	7	0	0	0	1	0	1	6	0	6	14	0	14
MINISTRY TOTAL	215	55	270	191	58	249	381	89	470	263	24	287	1050	226	1276
MINISTRY OF LAND															
BOARD OF LAND APPEAL	8	2	10	0	0	0	16	4	20	10	0	10	34	6	40
CONTROLLER OF ACCOUNTS (REV)	9	2	11	70	5	75	65	26	91	65	9	74	209	42	251
DEPTT OF LAND RECORDS	306	2	308	129	0	129	1662	123	1785	803	77	880	2900	202	3102
LAND ADMINISTRATION TRNG CENTRE	4	4	8	1	0	1	9	2	11	9	2	11	23	8	31
LAND REFORMS BOARD	13	5	18	8	0	8	38	3	41	19	2	21	78	10	88
MINISTRY TOTAL	340	15	355	208	5	213	1790	158	1948	906	90	996	3244	268	3512
MINISTRY OF LAW, JUSTICE AND PAR AFFAIRS															
LAW & JUSTICE DIVISION															
ADMIN GEN, OFF TRUSTEE & OFF RECEIVER OFFICE	0	0	0	0	0	0	8	0	8	6	0	6	14	0	14
ADMINISTRATIVE TRIBUNAL	5	0	5	0	0	0	11	0	11	11	1	12	27	1	28
ADMN APPELLATE TRIBUNAL	2	1	3	0	0	0	3	0	3	7	0	7	12	1	13
ANTI-TERRORISM ADDITIONAL TRIBUNAL	0	0	0	0	0	0	5	0	5	7	0	7	12	0	12
BANGLADESH BAR COUNCIL	5	4	9	3	0	3	29	6	35	38	0	38	75	10	85

4.3 Civil officers and staffs of departments and directorates by gender and classification, 2021

Departments/Directorates	Class-I			Class-II			Class-III			Class-IV			Total		
	Male	Female	Total	Male	Female	Total	Male	Female	Total	Male	Female	Total	Male	Female	Total
MINISTRY OF LAW, JUSTICE AND PAR AFFAIRS															
BANGLADESH JUDICIAL SERVICE COMMISSION SECTT	9	0	9	0	0	0	17	6	23	10	1	11	36	7	43
BANGLADESH LAW COMMISSION	3	0	3	0	0	0	7	1	8	13	0	13	23	1	24
DEPARTMENT OF REGISTRATION	382	23	405	0	0	0	1499	53	1552	637	1	638	2518	77	2595
DRUTHO BICHAR TRIBUNAL	5	0	5	3	0	3	19	0	19	19	0	19	46	0	46
INTERNATIONAL CRIMES TRIBUNAL (ICT-BD), DHAKA	4	1	5	0	0	0	12	1	13	21	5	26	37	7	44
JANA NIRAPATTA BIGNAKARI APORADH DAMAN TRIBUNAL	5	1	6	3	0	3	35	0	35	9	0	9	52	1	53
JUDICIAL ADMINISTRATION TRAINING INSTITUTE	9	3	12	2	0	2	22	3	25	23	2	25	56	8	64
LAND SURVEY TRIBUNAL, TANGAIL	0	1	1	0	0	0	0	0	0	0	0	0	0	1	1
LOWER COURT OF LAW AND JUSTICE DIVISION	1080	494	1574	109	2	111	2800	263	3063	3535	176	3711	7524	935	8459
LAND SURVEY TRIBUNAL, FARIDPUR	0	0	0	0	0	0	0	0	0	0	0	0	0	0	0
LAND SURVEY TRIBUNAL, JESSORE	1	0	1	0	0	0	2	0	2	1	0	1	4	0	4
LAND SURVEY TRIBUNAL, NOAKHALI	1	0	1	0	0	0	2	0	2	2	0	2	5	0	5
LAND SURVEY TRIBUNAL, PABNA	1	0	1	0	0	0	1	0	1	1	0	1	3	0	3
NARI-O-SHISHU NIRJATAN DAMAN TRIBUNAL	24	3	27	1	0	1	88	1	89	54	1	55	167	5	172
NATIONAL LEGAL AID SERVICES ORGANISATION	40	20	60	2	0	2	59	15	74	4	0	4	105	35	140
OFFICE OF THE ATTORNEY GENERAL	2	0	2	2	0	2	45	22	67	96	20	116	145	42	187
OFFICE OF THE ENVIRONMENT COURT, DHAKA	2	0	2	0	0	0	4	0	4	2	0	2	8	0	8
SUPREME COURT APPELLATE DIV	7	0	7	1	0	1	31	3	34	33	1	34	72	4	76
SUPREME COURT HIGH COURT DIV	20	6	26	297	27	324	613	96	709	354	49	403	1284	178	1462
MINISTRY TOTAL	1607	557	2164	423	29	452	5312	470	5782	4883	257	5140	12225	1313	13538

4.3 Civil officers and staffs of departments and directorates by gender and classification, 2021

Departments/Directorates	Class-I			Class-II			Class-III			Class-IV			Total		
	Male	Female	Total	Male	Female	Total	Male	Female	Total	Male	Female	Total	Male	Female	Total
MINISTRY OF LGRD AND CO-OPERATIVE															
LOCAL GOVERNMENT DIVISION															
DHAKA MOSQUITO CONTROL	1	0	1	0	0	0	28	0	28	246	17	263	275	17	292
LOCAL GOVT ENGINEERING DEPARTMENT	1001	49	1050	1265	39	1304	5162	188	5350	1384	90	1474	8812	366	9178
NATIONAL INSTITUTE OF LOCAL GOVERNMENT (NILG)	15	8	23	8	0	8	9	8	17	24	6	30	56	22	78
PUBLIC HEALTH ENGINEERING DEPTT	201	34	235	515	59	574	875	281	1156	5256	178	5434	6847	552	7399
RURAL DEVELOPMENT AND CO-OPERATIVE DIVISION															
DEPTT OF CO-OPERATIVES	94	25	119	364	85	449	1856	453	2309	873	138	1011	3187	701	3888
MINISTRY TOTAL	1312	116	1428	2152	183	2335	7930	930	8860	7783	429	8212	19177	1658	20835
MINISTRY OF POST, TELECOM & INFORMATION TECH															
INFORMATION & COMMUNICATION TECH DIV															
INFORMATION & COMMUNICATION TECH DTE	21	0	21	0	0	0	0	0	0	0	0	0	21	0	21
INFORMATION AND COMMUNICATION DIRECTORATE	4	0	4	0	0	0	0	0	0	0	0	0	4	0	4
POST & TELECOMMUNICATION DIVISION															
BANGLADESH POST OFFICE	126	22	148	15	2	17	6438	499	6937	3435	180	3615	10014	703	10717
BD TELECOMMUNICATION REGULATORY COMMISSION	73	15	88	42	7	49	75	2	77	100	3	103	290	27	317
MINISTRY TOTAL	224	37	261	57	9	66	6513	501	7014	3535	183	3718	10329	730	11059

4.3 Civil officers and staffs of departments and directorates by gender and classification, 2021

Departments/Directorates	Class-I			Class-II			Class-III			Class-IV			Total		
	Male	Female	Total	Male	Female	Total	Male	Female	Total	Male	Female	Total	Male	Female	Total
MINISTRY OF ENVIRONMENT, FOREST AND CLIMATE CHANGE															
BANGLADESH NATIONAL HARBARIUM	7	1	8	2	1	3	13	3	16	10	0	10	32	5	37
BD FOREST RESEARCH INST CTG	58	8	66	30	5	35	194	17	211	104	6	110	386	36	422
DEPTT OF FOREST	138	18	156	89	5	94	3409	51	3460	3029	77	3106	6665	151	6816
ENVIRONMENT DEPTT	146	37	183	53	9	62	162	25	187	9	2	11	370	73	443
MINISTRY TOTAL	349	64	413	174	20	194	3778	96	3874	3152	85	3237	7453	265	7718
MINISTRY OF PUBLIC ADMINISTRATION															
BANGLADESH EMPLOYEES WELFARE BOARD	28	8	36	7	1	8	50	14	64	41	1	42	126	24	150
BD CIVIL SERVICE (ADMIN) ACADEMY	17	6	23	0	0	0	38	4	42	26	2	28	81	12	93
DEPTT. OF PRINTING STATIONARY FORM	16	0	16	20	3	23	902	175	1077	283	23	306	1221	201	1422
DEPTT OF GOVERNMENT TRANSPORT	8	1	9	1	0	1	1370	11	1381	219	3	222	1598	15	1613
OFFICE OF THE CHIFF ACCOUNTS OFFICER	3	0	3	2	0	2	23	1	24	4	0	4	32	1	33
SARKARI KARMACHARI HOSPITAL, DHAKA	28	28	56	1	35	36	11	5	16	38	17	55	78	85	163
MINISTRY TOTAL	100	43	143	31	39	70	2394	210	2604	611	46	657	3136	338	3474
MINISTRY OF RAILWAYS															
BANGLADESH RAILWAY	418	26	444	765	42	807	9466	558	10024	13896	445	14341	24545	1071	25616
RAILWAY INSPECTION DEPTT	2	0	2	0	0	0	2	0	2	2	1	3	6	1	7
MINISTRY TOTAL	420	26	446	765	42	807	9468	558	10026	13898	446	14344	24551	1072	25623

4.3 Civil officers and staffs of departments and directorates by gender and classification, 2021

Departments/Directorates	Class-I			Class-II			Class-III			Class-IV			Total		
	Male	Female	Total	Male	Female	Total	Male	Female	Total	Male	Female	Total	Male	Female	Total
MINISTRY OF ROAD TRANSPORT AND BRIDGES															
BRIDGE DIVISION															
BANGLADESH BRIDGE AUTHORITY	78	6	84	38	5	43	47	4	51	53	3	56	216	18	234
ROAD TRANSPORT AND HIGHWAYS DIVISION															
BD, ROAD TRANSPORT AUTHORITY	106	3	109	128	2	130	307	30	337	80	10	90	621	45	666
ROADS DEPTT	431	58	489	645	46	691	2048	104	2152	1811	42	1853	4935	250	5185
MINISTRY TOTAL	615	67	682	811	53	864	2402	138	2540	1944	55	1999	5772	313	6085
MINISTRY OF PLANNING															
STATISTICS & INFORMATICS DIVISION															
BANGLADESH BUREAU OF STATISTICS	236	64	300	58	18	76	1427	205	1632	309	10	319	2030	297	2327
MINISTRY TOTAL	236	64	300	58	18	76	1427	205	1632	309	10	319	2030	297	2327
MINISTRY OF POWER ENERGY & MIN RESOURCES															
ENERGY AND MINERAL RESOURCES DIV															
BANGLADESH PETROLEUM INSTITUTE	2	3	5	0	0	0	7	3	10	12	2	14	21	8	29
BUREAU OF MENAREL DEVELOPMENT	4	1	5	0	0	0	1	3	4	7	2	9	12	6	18
DEPTT OF EXPLOSIVES	11	2	13	0	0	0	20	3	23	11	2	13	42	7	49
GEOLOGICAL SERVEY OF BANGLADESH	94	23	117	5	2	7	157	34	191	65	21	86	321	80	401
POWER DIVISION															
BANGLADESH ENERGY REGULATORY COMMISSION	24	4	28	0	0	0	30	2	32	18	5	23	72	11	83
ELEC ADV ELEC INSPECTOR	4	0	4	2	0	2	12	2	14	6	0	6	24	2	26
ENERGY AUDIT CELL	3	0	3	0	0	0	3	0	3	4	1	5	10	1	11
HYDROCARBON UNIT	8	0	8	1	0	1	3	0	3	9	0	9	21	0	21
POWER CELL	14	1	15	0	0	0	18	0	18	9	0	9	41	1	42
MINISTRY TOTAL	164	34	198	8	2	10	251	47	298	141	33	174	564	116	680

4.3 Civil officers and staffs of departments and directorates by gender and classification, 2021

Departments/Directorates	Class-I			Class-II			Class-III			Class-IV			Total		
	Male	Female	Total	Male	Female	Total	Male	Female	Total	Male	Female	Total	Male	Female	Total
MINISTRY OF PRIMARY AND MASS EDUCATION															
COMPULSORY PRIMARY EDN IMPL UNIT	5	4	9	0	0	0	20	1	21	12	3	15	37	8	45
DIRECTORATE OF NON-FORMAL EDUCATION	54	5	59	0	0	0	79	10	89	70	13	83	203	28	231
MINISTRY OF PRIMARY AND MASS EDUCATION															
DTE OF PRIMARY EDUCATION	1580	597	2177	16926	296	17222	160866	213159	374025	1364	119	1483	180736	214171	394907
NATIONAL ACADEMY FOR PRIMARY EDUCATION, MYMENSINGH	34	9	43	2	1	3	6	0	6	10	2	12	52	12	64
MINISTRY TOTAL	1673	615	2288	16928	297	17225	160971	213170	374141	1456	137	1593	181028	214219	395247
PRIME MINISTER'S OFFICE															
BOARD OF INVESTMENT	33	7	40	0	0	0	57	12	69	86	9	95	176	28	204
BUREAU OF NGO AFFAIRS	6	1	7	2	1	3	29	4	33	16	0	16	53	6	59
NATIONAL SECURITY INTELLIGENCE	432	54	486	317	28	345	685	51	736	524	22	546	1958	155	2113
SPECIAL SECURITY FORCE	1	0	1	3	0	3	87	0	87	81	0	81	172	0	172
MINISTRY TOTAL	472	62	534	322	29	351	858	67	925	707	31	738	2359	189	2548
MINISTREY OF RELIGIOUS AFFAIRS															
BANGLADESH HAJI MISSION, MAKKAH AL-MUKARRAMAH, K.S	2	0	2	1	0	1	5	0	5	2	0	2	10	0	10
CONSUL GEN OF BD JEDDAH (HAJJ)	2	0	2	1	0	1	3	0	3	2	0	2	8	0	8
HAJJ OFFICE DHAKA	1	0	1	2	0	2	10	0	10	8	1	9	21	1	22
MINISTRY TOTAL	5	0	5	4	0	4	18	0	18	12	1	13	39	1	40

4.3 Civil officers and staffs of departments and directorates by gender and classification, 2021

Departments/Directorates	Class-I			Class-II			Class-III			Class-IV			Total		
	Male	Female	Total	Male	Female	Total	Male	Female	Total	Male	Female	Total	Male	Female	Total
MINISTRY OF SCIENCE AND TECHNOLOGY															
NATIONAL MUSEUM OF SCI	15	1	16	1	0	1	24	2	26	21	0	21	61	3	64
MINISTRY TOTAL	15	1	16	1	0	1	24	2	26	21	0	21	61	3	64
MINISTRY OF SHIPPING															
DEEP SEA PORT CELL	1	0	1	0	0	0	2	0	2	2	0	2	5	0	5
DEPTT OF SHIPPING INLAND SHIPS	13	1	14	15	6	21	53	4	57	30	4	34	111	15	126
DTE OF SEAMEN WEL CTG	4	0	4	0	0	0	10	2	12	19	0	19	33	2	35
ENGG OFFICE DHAKA	1	0	1	0	0	0	10	0	10	3	0	3	14	0	14
ENGG OFFICE NGN	1	0	1	0	0	0	2	0	2	1	0	1	4	0	4
ENGG AND SHIP SURVEY OFFICE, KHULNA	1	0	1	0	0	0	1	0	1	1	0	1	3	0	3
GOVT SHIPPING OFFICE CTG	1	0	1	1	0	1	16	2	18	7	0	7	25	2	27
MARINE ACADEMY CHITTAGONG	22	1	23	10	0	10	43	7	50	91	2	93	166	10	176
MERCANTILE MARINE DEPT CTG	4	0	4	1	0	1	16	4	20	14	0	14	35	4	39
NATIONAL MARITIME INSTITUTE, CTG	4	0	4	1	0	1	8	0	8	3	1	4	16	1	17
SEAMENS TRANING CENTER CTG	6	0	6	1	0	1	7	0	7	5	0	5	19	0	19
MINISTRY TOTAL	58	2	60	29	6	35	168	19	187	176	7	183	431	34	465
MINISTRY OF SOCIAL WELFARE															
DEPT OF SOCIAL SERVICES	835	305	1140	156	50	206	3403	1800	5203	2486	1123	3609	6880	3278	10158
MINISTRY TOTAL	835	305	1140	156	50	206	3403	1800	5203	2486	1123	3609	6880	3278	10158

4.3 Civil officers and staffs of departments and directorates by gender and classification, 2021

Departments/Directorates	Class-I			Class-II			Class-III			Class-IV			Total		
	Male	Female	Total	Male	Female	Total	Male	Female	Total	Male	Female	Total	Male	Female	Total
MINISTRY OF WOMEN AND CHILDREN AFFAIRS															
DEPTT OF WOMENS AFFAIRS	33	94	127	73	429	502	904	927	1831	561	417	978	1571	1867	3438
MINISTRY TOTAL	33	94	127	73	429	502	904	927	1831	561	417	978	1571	1867	3438
MINISTRY OF YOUTH AND SPORTS															
BARISAL DIVISIONAL EDUCATION COLLEGE	10	0	10	0	0	0	4	0	4	8	1	9	22	1	23
CHITTAGONG DIVISIONAL EDUCATION COLLEGE	10	2	12	0	0	0	3	0	3	11	2	13	24	4	28
DEPTT OF YOUTH DEVELOPMENT	229	31	260	484	105	589	2074	306	2380	851	74	925	3638	516	4154
DHAKA PHYSICAL EDUCATION COLLEGE	8	4	12	11	7	18	9	6	15	24	2	26	52	19	71
DISTRICT SPORTS OFFICE	55	9	64	0	0	0	56	8	64	61	3	64	172	20	192
DTE OF SPORTS	83	16	99	0	0	0	80	16	96	143	11	154	306	43	349
KHULNA DIVISIONAL EDUCATION COLLEGE	10	2	12	0	0	0	4	0	4	15	2	17	29	4	33
MYMENSINGH PHYSICAL EDUCATION COLLEGE	9	1	10	0	0	0	4	0	4	7	2	9	20	3	23
RAJSHAHI PHYSICAL COLLEGE	9	3	12	6	3	9	10	5	15	24	2	26	49	13	62
MINISTRY TOTAL	423	68	491	501	115	616	2244	341	2585	1144	99	1243	4312	623	4935
GRAND TOTAL	80746	24541	105287	79975	39722	119697	508351	271631	779982	127387	19974	147361	796459	355868	1152327

4.4 Civil officers and staffs of divisional and deputy commissioner offices by gender and classification, 2021

Divisional commissioner and Deputy commissioner offices	Class-I			Class-II			Class-III			Class-IV			Total		
	Male	Female	Total	Male	Female	Total	Male	Female	Total	Male	Female	Total	Male	Female	Total
CHITTAGONG DIV COM OFFICE	10	2	12	2	0	2	44	6	50	26	4	30	82	12	94
DC OFFICE CHITTAGONG	55	14	69	32	1	33	385	33	418	422	62	484	894	110	1004
DC OFFICE BANDARBAN	25	7	32	7	0	0	95	30	125	107	24	131	234	61	295
DC OFFICE COX'S BAZAR	35	6	41	8	0	8	116	9	125	252	15	267	411	30	441
DC OFFICE BRAHMANBARIA	30	8	38	11	1	12	171	18	189	419	36	455	631	63	694
DC OFFICE CHANDPUR	17	14	31	9	0	9	168	22	190	238	30	268	432	66	498
DC OFFICE COMILLA	38	22	60	26	0	26	363	52	415	468	93	561	895	167	1062
DC OFFICE KHAGRACHHARI	20	7	27	8	0	8	103	12	115	163	8	171	294	27	321
DC OFFICE FENI	14	13	27	11	0	11	114	11	125	147	6	153	286	30	316
DC OFFICE NOAKHALI	31	8	39	11	0	11	112	8	120	85	8	93	239	24	263
DC OFFICE LAKSHMIPUR	18	9	27	1	0	1	130	11	141	154	9	163	303	29	332
DC OFFICE RANGAMATI	17	10	27	7	1	8	91	24	115	149	24	173	264	59	323
DIVISIONAL TOTAL	310	120	430	133	3	136	1892	236	2128	2630	319	2949	4965	678	5643
DHAKA DIV COM OFFICE	8	2	10	2	0	2	42	10	52	20	4	24	72	16	88
DC OFFICE TANGAIL	21	17	38	15	0	15	230	56	286	315	56	371	581	129	710
DC OFFICE DHAKA	46	24	70	15	0	15	334	48	382	265	37	302	660	109	769
DC OFFICE MUNSHIGANJ	18	12	30	11	0	11	139	17	156	154	29	183	322	58	380
DC OFFICE NARAYANGANJ	19	20	39	8	0	8	140	16	156	181	16	197	348	52	400
DC OFFICE MANIKGANJ	16	17	33	6	0	6	159	16	175	220	36	256	401	69	470
DC OFFICE GAZIPUR	21	17	38	14	0	14	151	29	180	279	37	316	465	83	548
DC OFFICE NARSINGDI	21	8	29	6	0	6	165	23	188	153	19	172	345	50	395
DC OFFICE FARIDPUR	20	4	24	17	0	17	329	19	348	205	35	240	571	58	629
DC OFFICE GOPALGANJ	21	4	25	8	1	9	161	15	176	177	22	199	367	42	409
DC OFFICE RAJBARI	14	7	21	5	1	6	144	26	170	149	10	159	312	44	356
DC OFFICE KISHOREGANJ	25	14	39	12	0	12	274	29	303	301	34	335	612	77	689
DC OFFICE SHARIATPUR	21	5	26	1	0	1	68	11	79	85	12	97	175	28	203
DC OFFICE MADARIPUR	14	6	20	4	0	4	171	8	179	181	23	204	370	37	407
DIVISIONAL TOTAL	285	157	442	124	2	126	2507	323	2830	2685	370	3055	5601	852	6453

4.4 Civil officers and staffs of divisional and deputy commissioner offices by gender and classification, 2021

Divisional commissioner and Deputy commissioner offices	Class-I			Class-II			Class-III			Class-IV			Total		
	Male	Female	Total	Male	Female	Total	Male	Female	Total	Male	Female	Total	Male	Female	Total
KHULNA DIV COM OFFICE	8	1	9	1	0	1	43	7	50	21	0	21	73	8	81
DC OFFICE KHULNA	39	11	50	3	0	3	214	38	252	181	31	212	437	80	517
DC OFFICE JESSORE	31	14	45	13	1	14	232	30	262	327	35	362	603	80	683
DC OFFICE NARAIL	11	8	19	4	1	5	55	7	62	94	15	109	164	31	195
DC OFFICE MAGURA	22	8	30	8	0	8	136	15	151	153	22	175	319	45	364
DC OFFICE JHENAI DAH	15	8	23	6	2	8	173	26	199	242	34	276	436	70	506
DC OFFICE BAGERHAT	20	9	29	3	0	3	195	22	217	127	15	1423	345	46	391
DC OFFICE SATKHIRA	21	9	25	7	1	8	182	12	194	123	11	134	333	28	361
DC OFFICE MEHERPUR	16	5	21	4	0	4	81	6	87	81	4	85	182	15	197
DC OFFICE CHUADANGA	12	7	19	11	0	11	89	11	100	140	14	154	252	32	284
DC OFFICE KUSHTIA	25	10	35	9	0	9	147	27	174	207	29	236	388	66	454
DIVISIONAL TOTAL	220	85	305	69	5	74	1547	201	1748	1696	210	1906	3532	501	4033
RAJSHAHI DIV COM OFFICE	8	3	11	1	0	1	44	6	50	22	4	26	75	13	88
DC OFFICE RAJSHAHI	36	11	47	16	2	18	185	29	214	231	32	263	468	74	542
DC OFFICE BOGRA	18	9	27	9	1	10	220	35	255	335	55	390	582	100	682
DC OFFICE JOYPU RHAT	23	6	29	7	0	7	136	39	175	165	21	186	331	66	397
DC OFFICE SERAJGONJ	23	11	34	6	0	6	254	15	269	310	14	324	593	40	633
DC OFFICE PABNA	25	10	35	18	0	18	225	36	261	269	41	310	537	87	624
DC OFFICE NAOGAON	32	7	39	14	0	14	260	37	297	221	45	266	527	89	616
DC OFFICE NATORE	11	4	15	11	0	11	121	17	138	196	31	227	339	52	391
DC OFFICE NAWABGANJ	10	4	14	4	0	4	123	13	136	85	12	97	222	29	251
DIVISIONAL TOTAL	186	65	251	86	3	89	1568	227	1795	1834	255	2089	3674	550	4224
BARISAL DIV COM OFFICE	5	1	6	1	0	1	46	14	60	23	0	23	75	15	90
DC OFFICE BARISAL	24	12	36	3	0	3	247	36	283	293	49	342	567	97	664
DC OFFICE JHALOKATHI	14	7	21	1	0	1	54	4	58	61	8	69	130	19	149
DC OFFICE BHOLA	19	2	21	1	0	1	181	10	191	204	18	222	405	30	435
DC OFFICE PEROJPUR	21	12	33	0	0	0	61	7	68	88	8	96	170	27	197
DC OFFICE BARGUNA	16	4	20	1	0	1	127	14	141	151	20	171	295	38	333
DC OFFICE PATUAKHALI	23	6	29	5	0	5	197	30	227	201	28	229	426	64	490
DIVISIONAL TOTAL	122	44	166	12	0	12	913	115	1028	1021	131	1152	2068	290	2358

4.4 Civil officers and staffs of divisional and deputy commissioner offices by gender and classification, 2021

Divisional commissioner and Deputy commissioner offices	Class-I			Class-II			Class-III			Class-IV			Total		
	Male	Female	Total	Male	Female	Total	Male	Female	Total	Male	Female	Total	Male	Female	Total
SYLHET DIV COM OFFICE	6	1	7	1	0	1	19	4	23	12	1	13	38	6	44
DC OFFICE SYLHET	27	21	48	15	0	15	279	33	312	285	41	326	606	95	701
DC OFFICE HABIGANJ	19	13	32	9	0	9	184	9	193	277	32	259	439	54	493
DC OFFICE SUNAMGONJ	22	6	28	6	0	6	196	25	221	234	44	278	458	75	533
DC OFFICE MOULAVIBAZAR	21	14	35	10	0	10	162	21	183	198	22	220	391	57	448
DIVISIONAL TOTAL	95	55	150	41	0	41	840	92	932	956	140	1096	1932	287	2219
RANGPUR DIV COM OFFICE	8	1	9	0	0	0	22	11	33	16	3	19	46	15	61
DC OFFICE DINAJPUR	26	12	38	16	0	16	312	34	346	329	28	357	683	74	757
DC OFFICE THAKURGAON	15	4	19	10	0	10	108	18	126	163	21	184	296	43	339
DC OFFICE PANCHAGARH	11	3	14	3	0	3	108	18	126	162	15	177	284	36	320
DC OFFICE GAIBANDHA	18	5	23	5	0	5	192	19	211	139	12	151	354	36	390
DC OFFICE KURIGRAM	19	6	25	10	0	10	257	18	275	278	23	301	564	47	611
DC OFFICE LALMONIRHAT	14	4	18	6	0	6	112	11	123	156	15	171	288	30	318
DC OFFICE NILPHAMARI	20	6	26	6	0	6	146	15	161	201	22	223	373	43	416
DC OFFICE RANGPUR	21	15	36	12	1	13	187	28	215	273	37	310	493	81	574
DIVISIONAL TOTAL	152	56	208	68	1	69	1444	172	1616	1717	176	1893	3381	405	3786
MYMENSINGH DIV COM OFFICE	8	0	8	0	0	0	16	1	17	507	44	551	531	45	576
DC OFFICE MYMENSINGH	100	55	155	33	1	34	694	99	793	391	7	398	1218	162	1380
DC OFFICE JAMALPUR	21	1	22	2	0	2	175	23	198	209	5	214	407	29	436
DC OFFICE SHERPUR	23	4	27	1	0	1	102	19	121	166	20	186	292	43	335
DC OFFICE NETROKONA	24	6	30	1	0	1	257	25	282	144	30	374	626	61	687
DIVISIONAL TOTAL	176	66	242	37	1	38	1244	167	1411	1617	106	1723	3074	340	3414
GRAND TOTAL	1546	648	2194	570	15	585	11955	1533	13488	14156	1707	15863	28227	3903	32130

4.5 Civil officers and staffs of autonomous bodies and corporations by gender and classification, 2021

Autonomous bodies/Corporations	Class-I			Class-II			Class-III			Class-IV			Total		
	Male	Female	Total	Male	Female	Total	Male	Female	Total	Male	Female	Total	Male	Female	Total
MINISTRY OF AGRICULTURE															
AGRICULTURE INFORMATION SERVICE (AIS)	21	2	23	7	0	7	138	25	163	43	6	49	209	33	242
BANGLADESH AGRI DEV CORP	596	91	687	661	71	732	1794	142	1936	604	26	630	3655	330	3985
BANGLADESH AGRI RES INST	484	139	623	452	79	531	1383	294	1677	592	86	678	2911	598	3509
BANGLADESH AGRICULTURE RES. COUNCIL	30	6	36	3	0	3	37	6	43	27	14	41	97	26	123
BANGLADESH JUTE RESEARCH INSTITUTE	121	28	149	16	5	21	138	18	156	111	21	132	386	72	458
BARIND MULTIPURPOSE DEVELOPMENT AUTHORITY, RAJSHAHI	84	6	90	118	4	122	490	28	518	107	5	112	799	43	842
BD APPLIED NUTRITION & HUMAN RESOURCE DEV. BOARD	4	0	4	6	0	6	6	0	6	3	1	4	19	1	20
BD INST OF NUCLEAR INSTITUTE AGRI MYM	127	33	160	28	4	32	130	10	140	111	8	119	396	55	451
BD SUGARCANE RESEARCH INSTITUTE	73	9	82	19	4	23	72	12	84	78	3	81	242	28	270
RICE RESEARCH INSTITUTE	193	59	252	91	12	103	152	24	176	115	15	130	551	110	661
MINISTRY TOTAL	1733	373	2106	1401	179	1580	4340	559	4899	1791	185	1976	9265	1296	10561
MINISTRY OF CIVIL AVIATION AND TOURISM															
BANGLADESH SERVICES LIMITED	3	0	3	0	0	0	0	0	0	0	0	0	3	0	3
BANGLADESH TOURISM BOARD	10	3	13	0	0	0	10	0	10	9	3	12	29	6	35
BIMAN BANGLADESH AIRLINES LTD.	1462	335	1797	432	82	514	2051	359	2410	270	55	325	4215	831	5046
CIVIL AVIATION AUTHORITY	205	17	222	80	11	91	2073	310	2383	672	97	769	3030	435	3465
HOTELS INTERNATIONAL LTD.	2	0	2	0	0	0	0	0	0	0	0	0	2	0	2
PARJATAN CORP	256	48	304	94	4	98	208	5	213	121	7	128	679	64	743
MINISTRY TOTAL	1938	403	2341	606	97	703	4342	674	5016	1072	162	1234	7958	1336	9294

4.5 Civil officers and staffs of autonomous bodies and corporations by gender and classification, 2021

Autonomous bodies/Corporations	Class-I			Class-II			Class-III			Class-IV			Total		
	Male	Female	Total	Male	Female	Total	Male	Female	Total	Male	Female	Total	Male	Female	Total
MINISTRY OF COMMERCE															
BANGLADESH COMPETITION COMMISSION	17	2	19	0	0	0	0	0	0	14	0	14	31	2	33
BANGLADESH TEA BOARD, CTG	45	6	51	15	1	16	91	10	101	84	5	89	235	22	257
BUSINESS PROMOTION COUNCIL	6	2	8	5	2	7	0	0	0	7	0	7	18	4	22
BUSINESS PROMOTION COUNCIL	7	2	9	0	0	0	5	2	7	7	0	7	19	4	23
EXPORT PROMOTION BUREAU	28	7	35	2	0	2	84	14	98	63	8	71	177	29	206
INST OF CHARTERED ACCOUNTANTS OF BANGLADESH	41	18	59	1	0	1	15	0	15	21	0	21	78	18	96
INST OF CHARTERED SECRETARIES OF BANGLADESH	14	2	16	2	2	4	5	0	5	10	0	10	31	4	35
INST OF COST AND MANG ACCOUNTS	37	2	39	12	3	15	19	2	21	49	0	49	117	7	124
TARIF COMMISSION	27	4	31	0	0	0	24	12	36	22	7	29	73	23	96
TRADING CORP OF BANGLADESH	62	5	67	1	0	1	80	6	86	95	9	104	238	20	258
MINISTRY TOTAL	284	50	334	38	8	46	323	46	369	372	29	401	1017	133	1150
MINISTRY OF CTG. HILL TRACTS AFFAIRS															
CHITTAGONG HILL TRACTS REGIONAL COUNCIL, RANGAMATI	6	1	7	0	0	0	21	9	30	18	3	21	45	13	58
CHTS DEV BOARD/ RANGAMATI	14	2	16	15	1	16	41	13	54	47	6	53	117	22	139
CIVIL AFFAIRS OFFICE	1	0	1	0	0	0	7	0	7	3	0	3	11	0	11
DIST. COUNCIL KHAGRACHARI HILL DIST	4	1	5	4	0	4	24	3	27	47	9	56	79	13	92
DISTRICT COUNCIL, BANDARBAN HILL DISTRICT	4	0	4	2	0	2	25	4	29	31	0	31	62	4	66
RANGAMATIA HILL DISTRICT COUNCIL	2	0	2	7	0	7	21	2	23	31	3	34	61	5	66
TASK FORCE, KHAGRACHARI	4	0	4	1	0	1	4	2	6	5	3	8	14	5	19
TASKFORCE FOR REPAT AND REHAB OF INTERNALLY DISPACE	2	0	2	0	0	0	0	0	0	5	0	5	7	0	7
MINISTRY TOTAL	37	4	41	29	1	30	143	33	176	187	24	211	396	62	458

4.5 Civil officers and staffs of autonomous bodies and corporations by gender and classification, 2021

Autonomous bodies/Corporations	Class-I			Class-II			Class-III			Class-IV			Total		
	Male	Female	Total	Male	Female	Total	Male	Female	Total	Male	Female	Total	Male	Female	Total
MINISTRY OF CULTUAL AFFAIRS															
AHSAN MANZIL MUSEUM	3	0	3	1	0	1	11	0	11	43	4	47	58	4	62
BANGLA ACADEMY DHAKA	56	22	78	19	6	25	75	24	99	79	5	84	229	57	286
BD NATIONAL MUSEUM	27	9	36	11	3	14	84	20	104	162	22	184	284	54	338
COX'S BAZAR CULTURAL CENTRE	1	0	1	0	0	0	3	2	5	5	0	5	9	2	11
FOLK ART & CRAFTS FOUNDATION	3	0	3	3	0	3	15	5	20	38	1	39	59	6	65
JATIYO GRONTHO KENDRA (NATIONAL BOOK CENTRE)	2	1	3	3	1	4	16	5	21	17	8	25	38	15	53
MONIPURI LALITKALA ACADEMY	2	0	2	7	2	9	3	0	3	2	0	2	14	2	16
NAZRUL INSTITUTE	3	0	3	2	0	2	42	9	51	20	3	23	67	12	79
OSMANIA MUSEUM, SYLHET	1	0	1	0	0	0	0	0	0	3	0	3	4	0	4
RAJSHAHI DIV ETHNIC MINORITY CULT ACA	2	0	2	2	1	3	2	0	2	2	0	2	8	1	9
SHILPACHARYA ZAINUL ABEDIN SHANGRAHASHALA, MYM	2	0	2	0	0	0	4	2	6	18	0	18	24	2	26
SHILPOKALA ACADEMY	78	51	129	15	7	22	228	40	268	199	8	207	520	106	626
TRIBAL CULT ACADEMY NETROKONA	2	0	2	1	0	1	4	4	8	5	1	6	12	5	17
TRIBAL CULT INST ACADEMY RANGAMATI	1	0	1	2	0	2	3	5	8	4	0	4	10	5	15
TRIBAL CULTURAL INST BANDARBAN	5	0	5	1	0	1	9	0	9	8	0	8	23	0	23
TRIBAL CULTURAL INSTITUTE, KHAGRACHHARI	2	0	2	2	1	3	1	0	1	3	0	3	8	1	9
ZIA MEMORIAL MUSEUM, CHITTA CONG	2	1	3	1	0	1	8	0	8	24	1	25	35	2	37
MINISTRY TOTAL	192	84	276	70	21	91	508	116	624	632	53	685	1402	274	1676
MINISTRY OF DEFENCE															
BANGLADESH CADET COLLEGE	310	81	391	63	9	72	736	52	788	803	87	890	1912	229	2141
SPACE RES & REMOT SENSING ORG	36	3	39	0	0	0	41	5	46	30	2	32	107	10	117
MINISTRY TOTAL	346	84	430	63	9	72	777	57	834	833	89	922	2019	239	2258

4.5 Civil officers and staffs of autonomous bodies and corporations by gender and classification, 2021

Autonomous bodies/Corporations	Class-I			Class-II			Class-III			Class-IV			Total		
	Male	Female	Total	Male	Female	Total	Male	Female	Total	Male	Female	Total	Male	Female	Total
MINISTRY OF DISASTER MANAGEMENT AND RELIEF															
CYCLONE PREPAREDNESS PROGRAMME BD RED CRESENT SOC	24	0	24	0	0	0	38	0	38	49	0	49	111	0	111
MYANMAR REFUGEE CELL OF DMRD, BANGLADESH SECRE.	1	0	1	0	0	0	2	0	2	3	0	3	6	0	6
REFUGEE HEALTH UNIT, CIVIL SURGEON OFFICE, COX'S BAZAR	5	0	5	0	10	10	31	12	43	35	9	44	71	31	102
REFUGEE RELIEF & REPATRIATION COMMISSIONER OFFICE	51	2	53	2	0	2	30	0	30	26	0	26	109	2	111
MINISTRY TOTAL	81	2	83	2	10	12	101	12	113	113	9	122	297	33	330
MINISTRY OF EDUCATION															
BANGLADESH SCOUTS	61	4	65	2	0	2	13	0	13	27	0	27	103	4	107
BD TECHNICAL EDUCATION BOARD	60	3	63	11	2	13	29	4	33	16	1	17	116	10	126
MAOLANA BHASANI SCIENCE & TECH UNIVERSITY	252	44	296	75	0	75	63	6	69	181	48	229	571	98	669
SECONDARY AND HIGHER EDUCATION DIVISION															
BANGABANDHU SK MUJIBUR RAHMAN SCIENCE & TECH UNIV	75	10	85	7	1	8	37	3	40	63	7	70	182	21	203
BANGABANDHU SK MUJIBUR RAHMAN AGRI UNIVERSITY	175	32	207	17	1	18	151	16	167	77	7	84	420	56	476
BANGLADESH AGRICULTURE UNIVERSITY, MYM	625	123	748	69	3	72	752	27	779	1185	63	1248	2631	216	2847
BANGLADESH INSTITUTE OF CAPITAL MARKET	11	1	12	4	0	4	10	0	10	20	1	21	45	2	47
BANGLADESH OPEN UNIVERSITY, GAZIPUR	318	104	422	34	15	49	283	50	333	416	26	442	1051	195	1246

4.5 Civil officers and staffs of autonomous bodies and corporations by gender and classification, 2021

Autonomous bodies/Corporations	Class-I			Class-II			Class-III			Class-IV			Total		
	Male	Female	Total	Male	Female	Total	Male	Female	Total	Male	Female	Total	Male	Female	Total
MINISTRY OF EDUCATION															
SECONDARY AND HIGHER EDUCATION DIVISION															
BANGLADESH TEXTILE UNIVERSITY	37	19	56	14	4	18	24	5	29	23	6	29	98	34	132
BANGLADESH UNIVERSITY OF PROFESSIONALS	27	8	35	2	0	2	63	9	72	31	6	37	123	23	146
BD NATIONAL COMMISSION FOR UNESCO	5	7	12	0	0	0	4	0	4	2	1	3	11	8	19
BD UNIVERSITY OF ENGG & TECHNOLOGY	718	152	870	50	5	55	376	35	411	680	25	705	1824	217	2041
BEGUM ROKEYA UNIVERSITY RANGPUR	160	41	201	29	5	34	79	25	104	155	20	175	423	91	514
BOARD OF INTER & SECON EDU CHITTAGONG	18	4	22	20	3	23	34	8	42	22	1	23	94	16	110
BOARD OF INTER & SECON EDU COMILLA	20	0	20	4	1	5	58	4	62	40	3	43	122	8	130
BOARD OF INTER & SECON EDU DHAKA	28	2	30	28	0	28	218	2	220	100	7	107	374	11	385
BOARD OF INTER & SECON EDU DINAJPUR	11	0	11	6	0	6	53	21	74	25	3	28	95	24	119
BOARD OF INTER & SECON EDU JESSORE	17	1	18	13	3	16	52	8	60	52	5	57	134	17	151
BOARD OF INTER & SECON EDU RAJSHAHI	21	3	24	62	5	67	29	0	29	56	3	59	168	11	179
BOARD OF INTER & SECON EDU SYLHET	9	0	9	3	1	4	35	5	40	14	4	18	61	10	71
BOARD OF INTER & SECON EDU BARISAL	14	1	15	4	0	4	48	13	61	11	2	13	77	16	93
CHITTAGONG UNIVERSITY	945	179	1124	21	14	35	432	77	509	1065	83	1148	2463	353	2816

4.5 Civil officers and staffs of autonomous bodies and corporations by gender and classification, 2021

Autonomous bodies/Corporations	Class-I			Class-II			Class-III			Class-IV			Total		
	Male	Female	Total	Male	Female	Total	Male	Female	Total	Male	Female	Total	Male	Female	Total
MINISTRY OF EDUCATION															
SECONDARY AND HIGHER EDUCATION DIVISION															
COMILLA UNIVERSITY	120	20	140	13	1	14	33	4	37	94	6	100	260	31	291
COUNCIL OF BD INST OF TECHNOLOGY DHAKA	6	0	6	0	0	0	7	0	7	8	0	8	21	0	21
CTG VETERINARY & ANIMAL SCIENCE UNIVERSITY	92	22	114	10	2	12	35	4	39	78	10	88	215	38	253
CUET, CHITTAGONG	200	31	231	25	1	26	141	15	156	114	9	123	480	56	536
DHAKA UNIVERSITY	2100	728	2828	9	2	11	803	255	1058	1913	171	2084	4825	1156	5981
DUET, GAZIPUR	194	31	225	50	6	56	113	7	120	98	2	100	455	46	501
HAZI MD. DANESH SCIENCE & TECH	265	66	331	52	16	68	292	56	348	131	18	149	740	156	896
INTERNATIONAL MOTHER LANGUAGE INSTITUTE	6	1	7	0	0	0	8	2	10	2	0	2	16	3	19
ISLAMIC UNIVERSITY	494	60	554	3	0	3	229	39	268	258	29	287	984	128	1112
JAGANNATH UNIVERSITY	449	211	660	31	7	38	78	14	92	116	13	129	674	245	919
JATIYA KABI KAZI NAZRUL ISLAM UNIVERSITY, MYMENSING	89	40	129	19	2	21	36	7	43	62	8	70	206	57	263
JESSORE SCIENCE & TECH UNIVERSITY	115	18	133	7	1	8	44	7	51	67	4	71	233	30	263
KHULNA UNIVERSITY, KHULNA	452	95	547	0	0	0	146	25	171	134	14	148	732	134	866
KUET, KHULNA	279	19	298	45	1	46	137	5	142	124	6	130	585	31	616
NATIONAL CURR & TEXT BOOK BOARD DHAKA	53	22	75	8	0	8	57	6	63	50	5	55	168	33	201
NATIONAL UNIVERSITY, GAZIPUR	597	87	684	35	5	40	247	27	274	144	11	155	1023	130	1153
NGTE RETIREMENT BENEFIT BOARD	2	0	2	0	0	0	3	0	3	0	0	0	5	0	5
NOAKHALI SCIENCE & TECH UNIVERSITY	124	19	143	5	0	5	66	11	77	73	7	80	268	37	305
NON-GOV. EDU. INS. & TEACHERS & EM. WEL. TRUST	3	0	3	2	0	2	2	0	2	6	0	6	13	0	13

4.5 Civil officers and staffs of autonomous bodies and corporations by gender and classification, 2021

Autonomous bodies/Corporations	Class-I			Class-II			Class-III			Class-IV			Total		
	Male	Female	Total	Male	Female	Total	Male	Female	Total	Male	Female	Total	Male	Female	Total
MINISTRY OF EDUCATION															
SECONDARY AND HIGHER EDUCATION DIVISION															
NON-GOVT TEACHERS REG & CERTI	16	4	20	0	0	0	21	3	24	6	2	8	43	9	52
AUTH (NTRCA) NTRMAS	28	0	28	14	2	16	13	0	13	28	0	28	83	2	85
PABNA SCIENCE & TECH UNIVERSITY	145	18	163	15	2	17	45	12	57	70	9	79	275	41	316
PATUAKHALI SCIENCE & TECH UNIVER4SITY	273	28	301	15	0	15	146	29	175	177	26	203	611	83	694
RAJSHAHI UNIVERSITY	1308	249	1557	237	39	276	517	79	596	1336	136	1472	3398	503	3901
RESIDENTIAL MODEL COLLEGE DHAKA	86	27	113	15	1	16	25	7	32	110	2	112	236	37	273
RUET, RAJSHAHI	201	16	217	27	0	27	135	8	143	86	5	91	449	29	478
SHAHJALAL UNIVERSITY OF SCIENCE & TECH. SYLHET	496	121	617	55	13	68	269	18	287	150	34	184	970	186	1156
SHER-E-BANGLA AGRICULTURAL UNIVERSITY	486	169	655	4	2	6	171	33	204	223	31	254	884	235	1119
SYLHET AGRICULTURAL UNIVERSITY	254	55	309	34	6	40	41	5	46	132	13	145	461	79	540
UNIVERSITY GRANTS COMMISSION, BD	90	22	112	15	2	17	73	7	80	82	4	86	260	35	295
UNIVERSITY OF JAHANGIRNAGOR	721	229	950	9	9	18	525	51	576	700	104	804	1955	393	2348
DIVISION TOTAL	12978	3095	16073	1141	181	1322	7196	1044	8240	10609	952	11561	31924	5272	37196
TECHNICAL AND MADRASAH EDUCATION DIVISION															
BANGLADESH MADRASAH TEACHERS TRAIN. INSTITUTE	15	4	19	0	0	0	6	0	6	8	2	10	29	6	35
MADRASAH EDUCATION BOARD	25	1	26	10	0	10	85	2	87	32	0	32	152	3	155
NACTAR, BOGURA	18	3	21	2	0	2	31	7	38	50	4	54	101	14	115
NATIONAL ACADEMY FOR COMPUTER TRNG & RES (NACTAR)	18	2	20	3	0	3	29	8	37	29	2	31	79	12	91
DIVISION TOTAL	76	10	86	15	0	15	151	17	168	179	8	127	361	35	396
MINISTRY TOTAL	13427	3156	16583	1244	183	1427	7452	1071	8523	10952	1009	11961	33175	5419	38494

4.5 Civil officers and staffs of autonomous bodies and corporations by gender and classification, 2021

Autonomous bodies/Corporations	Class-I			Class-II			Class-III			Class-IV			Total		
	Male	Female	Total	Male	Female	Total	Male	Female	Total	Male	Female	Total	Male	Female	Total
ELECTION COMMISSION SECRETARIATE															
ELECTORAL TRAINING INSTITUTE	10	2	12	0	0	0	6	3	9	6	0	6	22	5	27
MINISTRY TOTAL	10	2	12	0	0	0	6	3	9	6	0	6	22	5	27
BOESL	12	2	14	0	1	1	18	2	20	9	1	10	39	6	45
WAGE EARNERS BOARD	15	7	22	18	2	20	70	6	76	17	4	21	120	19	139
MINISTRY TOTAL	27	9	36	18	3	21	88	8	96	26	5	31	159	25	184
MINISTRY OF FINANCE															
BASIC BANK	1	0	1	0	0	0	0	0	0	0	0	0	1	0	1
INVESTMENT CORP OF BANGLADESH	1	0	1	0	0	0	1	0	1	1	0	1	3	0	3
BANKING DIVISION															
PROBASHI KALLAYAN BANK	80	27	107	52	10	62	0	0	0	57	3	60	189	40	229
DIVISIONAL TOTAL	80	27	107	52	10	62	0	0	0	57	3	60	189	40	229
MINISTRY OF FINANCE															
FINANCE DIVISION															
BANGLADESH INSURANCE ACADEMY	7	2	9	0	0	0	12	1	13	6	2	8	25	5	30
BANGLADESH SHILPA RIN SANGSTHA	67	5	72	7	2	9	29	4	33	32	6	38	135	17	152
BD HOUSE BUILDING FINANCE CORP	490	75	565	83	7	90	155	8	163	84	8	92	812	98	910
INVESTMENT CORP OF BANGLADESH	378	94	472	42	10	52	133	12	145	139	13	152	692	129	821
JIBAN BIMA CORP	256	10	266	169	38	207	377	78	455	129	10	139	931	136	1067
MICROCREDIT REGULATORY AUTHORITY	34	6	40	0	0	0	21	3	24	3	3	6	58	12	70
SADHARAN BIMA CORP, DHAKA	438	110	548	0	0	0	239	67	306	331	13	344	1008	190	1198
SECURITIES & EXCHANGE COMMISSION	78	10	88	26	4	30	20	0	20	15	2	17	139	16	155
THE SECURITY PRINTING CORPORATION	105	12	117	270	96	366	188	160	348	200	34	234	763	302	1065
DIVISIONAL TOTAL	1853	324	2177	597	157	754	1174	333	1507	939	91	1030	4563	905	5468

4.5 Civil officers and staffs of autonomous bodies and corporations by gender and classification, 2021

Autonomous bodies/Corporations	Class-I			Class-II			Class-III			Class-IV			Total		
	Male	Female	Total	Male	Female	Total	Male	Female	Total	Male	Female	Total	Male	Female	Total
FINANCIAL INSTITUTION DIV															
AGRANI BANK	5809	855	6664	2549	308	2857	1096	26	1122	409	6	415	9863	1195	11058
ANSAR VDP UNNAYAN BANK	544	48	592	48	8	56	306	3	309	13	0	13	911	59	970
BANGLADESH BANK	3303	680	3983	485	209	694	1029	204	1233	187	23	210	5004	1116	6120
BANGLADESH COMMERCE BANK LIMITED	391	74	465	51	12	63	53	17	70	156	4	160	651	107	758
BANGLADESH DEVELOPMENT BANK LTD.	450	118	568	45	13	58	220	14	234	103	4	107	818	149	967
BANGLADESH INST OF CAPITAL MARKET (BICM)	20	8	28	1	0	1	14	2	16	17	1	18	52	11	63
BANGLADESH SHILPA BANK	277	77	354	67	36	103	118	12	130	65	1	66	527	126	653
BASIC BANK	609	123	732	506	252	758	0	1	1	582	22	604	1697	398	2095
GRAMEEN BANK	4231	291	4522	8115	1007	9122	2983	608	3591	213	1	214	15542	1907	17449
INSURANCE DEV AUTHORITY (IDRA)	14	1	15	0	0	0	0	0	0	0	0	0	14	1	15
JANATA BANK	4780	832	5612	1990	214	2204	1990	435	2425	660	35	695	9420	1516	10936
KARMASANGSTHAN BANK	548	88	636	205	38	243	296	34	330	256	13	269	1305	173	1478
KRISHI BANK	3102	435	3537	5033	1022	6055	565	70	635	1386	35	1421	10086	1562	11648
PALLI SANCHAY BANK	870	74	944	489	303	792	68170	4718	72888	7	2	9	69536	5097	74633
PROBASI KALLAN BANK	63	24	87	24	8	32	4	3	7	34	3	37	125	38	163
RAJSHAHI KRISHI UNNAYAN BANK	1213	200	1413	987	190	1177	488	33	521	891	1	892	3579	424	4003
RUPALI BANK	2493	661	3154	0	0	0	407	217	624	877	27	904	3777	905	4682
SONALI BANK	7751	2024	9775	6872	1129	8001	3501	141	3642	3516	173	3689	21640	3467	25107
DIVISIONAL TOTAL	36468	6613	43081	27467	4749	32216	81240	6538	87778	9372	351	9723	154547	18251	172798
MINISTRY TOTAL	38403	6964	45367	28116	4916	33032	82415	6871	89286	10369	445	10814	159303	19196	178499

4.5 Civil officers and staffs of autonomous bodies and corporations by gender and classification, 2021

Autonomous bodies/Corporations	Class-I			Class-II			Class-III			Class-IV			Total			
	Male	Female	Total	Male	Female	Total	Male	Female	Total	Male	Female	Total	Male	Female	Total	
MINISTRY OF FISHERIES AND LIVESTOCK																
BANGLADESH VETERINARY COUNCIL, DHAKA	2	0	2	0	0	0	2	1	3	2	0	2	6	1	7	
BD FISHERIES DEV CORPORATION	38	4	42	61	4	65	169	10	179	61	1	62	329	19	348	
BD LIVESTOCK RESEARCH INSTITUTE, SAVAR	56	14	70	6	0	6	39	9	48	37	5	42	138	28	166	
FISHERIES RESEARCH INSTITUTE	85	24	109	8	1	9	118	11	129	82	6	88	293	42	335	
MARINE FISHERIES ACADEMY	11	1	12	1	0	1	24	0	24	20	0	20	56	1	57	
MINISTRY TOTAL	192	43	235	76	5	81	352	31	383	202	12	214	822	91	913	
MINISTRY OF FOOD																
BANGLADESH FOOD SAFETY AUTHORITY	18	2	20	0	0	0	0	0	0	0	0	0	18	2	20	
MINISTRY TOTAL	18	2	20	0	0	0	0	0	0	0	0	0	18	2	20	
MINISTRY OF FOREIGN AFFAIRS																
FOREIGN SERVICE ACADEMY	2	0	2	2	0	2	6	0	6	2	0	2	12	0	12	
INST OF INTL & STRATEGIC STU	14	7	21	4	0	4	30	0	30	22	0	22	70	7	77	
MEDICAL EDU. & FAMILY WELFARE DIVISION																
NATIONAL ELEC MED EQIP MAINTENACE WORK & TRNG CEN	1	0	1	0	0	0	0	0	0	0	0	0	1	0	1	
DIVISIONAL TOTAL	1	0	1	0	0	0	0	0	0	0	0	0	1	0	1	
MINISTRY TOTAL	17	7	24	6	0	6	36	0	36	24	0	24	83	7	90	

4.5 Civil officers and staffs of autonomous bodies and corporations by gender and classification, 2021

Autonomous bodies/Corporations	Class-I			Class-II			Class-III			Class-IV			Total		
	Male	Female	Total	Male	Female	Total	Male	Female	Total	Male	Female	Total	Male	Female	Total
MINISTRY OF HEALTH AND FAMILY WELFARE															
MEDICAL EDU. & FAMILY WELFARE DIVISION															
BANGABANDHU SK. MUJIB MEDICAL UNIVERSITY	1029	429	1458	143	875	1018	315	69	384	538	118	656	2025	1491	3516
BD. COLLEGE OF PHYSICIANS & SURGEONS	16	6	22	4	3	7	37	5	42	36	2	38	93	16	109
BD. HOMEOPATHY BOARD	1	0	1	2	0	2	13	5	18	6	0	6	22	5	27
BD. MEDICAL & DENTAL COUNCIL	5	0	5	2	0	2	6	3	9	6	0	6	19	3	22
BD. MEDICAL RESEARCH COUNCIL	5	0	5	1	0	1	9	3	12	18	2	20	33	5	38
BD. NURSING COUNCIL	0	2	2	2	0	2	16	3	19	5	1	6	23	6	29
BD. PHARMACY COUNCIL	3	1	4	0	0	0	4	1	5	5	0	5	12	2	14
BD. STATE MEDICAL FACULTY	2	0	2	3	0	3	10	4	14	6	2	8	21	6	27
BD. UNANI & AYURVEDIC BOARD	1	0	1	3	0	3	7	2	9	6	1	7	17	3	20
BUREAU OF HEALTH EDUCATION	9	4	13	1	0	1	19	1	20	7	1	8	36	6	42
NATIONAL ELEC MED EQIP MAINTENANCE WORK & TRNG CEN	2	0	2	0	0	0	0	0	0	1	2	3	3	2	5
NATIONAL INST OF CANCER RESEARCH & HOSPITAL	83	99	182	31	478	509	63	24	87	80	32	112	257	633	890
NATIONAL INST OF DISEASES OF THE CHEST & HOSPITAL	70	28	98	38	473	511	72	21	93	129	61	190	309	583	892
NATIONAL INST OF KIDNEY DISEASES & UROLOGY	84	26	110	22	191	213	69	22	91	68	62	130	243	301	544
DIVISIONAL TOTAL	1310	595	1905	252	2020	2272	640	163	803	911	284	1195	3113	3062	6175
MINISTRY TOTAL	1310	595	1905	252	2020	2272	640	163	803	911	284	1195	3113	3062	6175

4.5 Civil officers and staffs of autonomous bodies and corporations by gender and classification, 2021

Autonomous bodies/Corporations	Class-I			Class-II			Class-III			Class-IV			Total		
	Male	Female	Total	Male	Female	Total	Male	Female	Total	Male	Female	Total	Male	Female	Total
MINISTRY OF HOUSING AND PUBLIC WORKS															
CTG. DEV. AUTHORITY	46	4	50	38	4	42	88	7	95	177	1	178	349	16	365
HOUSING & BUILDING RES. INST.	20	4	24	12	3	15	31	4	35	36	1	37	99	12	111
KHULNA DEV. AUTHORITY	19	0	19	9	2	11	70	16	86	90	8	98	188	26	214
NATIONAL HOUSING AUTHORITY	40	3	43	65	2	67	99	10	109	78	4	82	282	19	301
RAJDHANI UNNAYAN KARTIPAKKHA	141	22	163	258	30	288	391	28	419	271	17	288	1061	97	1158
RAJSHAHI DEV. AUTHORITY	9	1	10	6	0	6	21	6	27	16	4	20	52	11	63
MINISTRY TOTAL	275	34	309	388	41	429	700	71	771	668	35	703	2031	181	2212
MINISTRY OF INDUSTRIES															
BANGLADESH ACCREDITATION BOARD (BAB)	6	0	6	0	0	0	4	1	5	2	0	2	12	1	13
BD CHEMICAL INDUSTRIES CORP	1507	177	1684	293	99	392	924	229	1153	857	60	917	3581	565	4146
BD IND TECH ASSISTANCE CENTRE (BITAC)	60	3	63	41	5	46	347	22	369	94	5	99	542	354	577
BD INSTITUTE OF MANAGEMENT	21	5	26	4	0	4	16	5	21	30	2	32	71	12	83
BD SMALL & COTTAGE INDUSTRIES CORP	331	80	411	123	48	171	796	255	1051	474	80	554	1724	463	2187
BD STANDARD & TESTING INST	231	34	265	131	20	151	135	22	157	55	4	59	552	80	632
BD STEEL & ENGINEERING CORPORATION	257	26	283	68	7	75	145	15	160	205	3	208	675	51	726
BD SUGAR & FOOD INDUSTRIES CORP	529	42	571	25	2	27	3055	190	3245	6171	92	6263	9780	326	10106
MINIMUM WAGES BOARD	1	1	2	0	0	0	6	0	6	0	0	0	7	1	8
NATIONAL PRODUCTIVITY ORGANISATION, NPO	12	4	16	1	0	1	19	5	24	10	2	12	42	11	53
OFFICE OF THE CHIEF INSPECTOR OF BOILERS	11	0	11	0	0	0	30	4	34	4	0	4	45	4	49
MINISTRY TOTAL	2966	372	3338	686	181	867	5477	748	6225	7902	448	8150	17031	1549	18580

4.5 Civil officers and staffs of autonomous bodies and corporations by gender and classification, 2021

Autonomous bodies/Corporations	Class-I			Class-II			Class-III			Class-IV			Total		
	Male	Female	Total	Male	Female	Total	Male	Female	Total	Male	Female	Total	Male	Female	Total
MINISTRY OF INFORMATION															
BANGLADESH PRESS COUNCIL	2	0	2	1	0	1	5	1	6	6	0	6	14	1	15
BANGLADESH SANGBAD SANGSTHA	92	17	109	65	11	76	40	7	47	38	2	40	235	37	272
FILM DEVELOPMENT CORPORATION	18	3	21	20	2	22	159	12	171	42	6	48	239	23	262
PRESS INST OF BANGLADESH	24	11	35	4	0	4	30	8	38	29	2	31	87	21	108
MINISTRY TOTAL	136	31	167	90	13	103	234	28	262	115	10	125	575	82	657
MINISTRY OF JUTE AND TEXTILE															
B T M C	44	7	51	11	1	12	30	5	35	34	3	37	119	16	135
BANGLADESH HANDLOOM BOARD	63	9	72	7	0	7	129	12	141	47	5	50	244	26	270
BANGLADESH JUTE CORP	1	0	1	0	0	0	2	4	6	6	0	6	9	4	13
BANGLADESH SERICULTURE BOARD	16	3	19	21	6	27	100	31	131	51	7	58	188	47	235
BD JUTE MILLS CORP	752	52	804	397	96	493	691	94	785	1488	71	1559	3328	313	3641
BD SERICULTURE RES & TRNG INST, RAJSHAHI	9	1	10	1	2	3	17	9	26	7	2	9	34	14	48
MINISTRY TOTAL	885	72	957	437	105	542	969	155	1124	1631	88	1719	3922	420	4342
MINISTRY OF LABOUR AND EMPLOYMENT															
MINIMUM WAGES BOARD	1	1	2	0	0	0	6	0	6	5	0	5	12	1	13
NATIONAL SKILLS DEVELOPMENT	6	2	8	0	0	0	0	0	0	0	0	0	6	2	8
MINISTRY TOTAL	7	3	10	0	0	0	6	0	6	5	0	5	18	3	21
MINISTRY OF LGRD AND CO-OPERATIVE															
RAJSHAHI CITY CORPORATION	9	0	9	7	0	7	61	0	61	7	0	7	84	0	84
LOCAL GOVERNMENT DIVISION															
BARISAL CITY CORPORATION	21	2	23	28	3	31	258	3	261	219	21	240	526	29	555
COMILLA CITY CORPORATION	9	1	10	5	1	6	64	5	69	79	4	83	157	11	168
CTG. CITY CORPORATION	72	27	99	122	55	177	522	94	616	1225	260	1485	1941	436	2377

4.5 Civil officers and staffs of autonomous bodies and corporations by gender and classification, 2021

Autonomous bodies/Corporations	Class-I			Class-II			Class-III			Class-IV			Total		
	Male	Female	Total	Male	Female	Total	Male	Female	Total	Male	Female	Total	Male	Female	Total
MINISTRY OF LGRD AND CO-OPERATIVE															
DHAKA NORTH CITY CORPORATION	109	12	121	55	2	57	456	33	489	370	33	403	990	80	1070
DHAKA SOUTH CITY CORPORATION	142	34	176	64	11	75	778	81	859	538	112	650	1522	238	1760
GAZIPUR CITY CORPORATION	26	7	33	13	2	15	185	9	194	59	30	89	283	48	331
KHULNA CITY CORPORATION	22	1	23	9	5	14	163	23	186	407	72	479	601	101	702
MYMENSINGH CITY CORPORATION	0	0	0	0	0	0	141	12	153	51	0	51	192	12	204
NARAYANGANJ CITY CORPORATION	14	1	15	10	0	10	79	11	90	39	11	50	142	23	165
NATIONAL INST. OF LOCAL GOVT	17	3	20	8	1	9	10	10	20	25	4	29	60	18	78
RAJSHAHI CITY CORPORATION	17	2	19	10	0	10	196	46	242	208	6	214	431	54	485
RANGPUR CITY CORPORATION	30	0	30	22	0	22	279	37	316	140	15	155	471	52	523
SYLHET CITY CORPORATION	10	0	10	7	0	7	137	3	140	236	23	259	390	26	416
WASA, CHITTAGONG	54	6	60	43	7	50	320	25	345	274	17	291	691	55	746
WASA, DHAKA	213	39	252	240	26	266	1056	76	1132	1225	85	1310	2734	226	2960
WASA, KHULNA	10	2	12	13	1	14	124	0	124	72	0	72	219	3	222
WASA, RAJSHAHI	22	4	26	9	0	9	58	1	59	10	0	10	99	5	104
DIVISIONAL TOTAL	788	141	929	658	114	772	4826	469	5295	5177	693	5870	11449	1417	12866
RURAL DEVELOPMENT AND CO-OPERATIVE DIVISION															
B A R D COMILLA	40	11	51	15	0	15	88	36	124	117	13	130	260	60	320
BANGABANDHU ACADEMY FOR P.A.& RURAL DEV. GOPALGANJ	4	0	4	1	0	1	7	2	9	16	3	19	28	5	33
BANGLADESH RURAL DEVELOPMENT BOARD & BRDTI, SYLHET	490	112	602	405	38	443	712	415	1127	228	26	254	1835	591	2426
BANGLADESH SAMABAYA BANK LTD	2	1	3	0	0	0	0	0	0	0	0	0	2	1	3
BD. CO-OPERATIVE ACADEMY	3	0	3	4	0	4	16	0	16	12	0	12	35	0	35
PALLI DARIDRO BIMOCION FOUNDATION	356	48	404	500	186	686	1725	471	2196	119	6	125	2700	711	3411
R D A BOGRA	36	7	43	5	0	5	72	10	82	115	4	119	228	21	249
DIVISIONAL TOTAL	931	179	1110	930	224	1154	2620	934	3554	607	52	659	5088	1389	6477
MINISTRY TOTAL	1728	320	2048	1595	338	1933	7507	1403	8910	5791	745	6536	16621	2806	19427

4.5 Civil officers and staffs of autonomous bodies and corporations by gender and classification, 2021

Autonomous bodies/Corporations	Class-I			Class-II			Class-III			Class-IV			Total		
	Male	Female	Total	Male	Female	Total	Male	Female	Total	Male	Female	Total	Male	Female	Total
MINISTRY OF LIBERATION WAR AFFAIRS															
BANGLADESH FREEDOM FIGHTER'S TRUST	4	0	4	0	0	0	0	0	0	0	0	0	4	0	4
BD FREEDOM FIGHTERS WEL TRUST	5	0	5	0	0	0	0	0	0	0	0	0	5	0	5
JATIO MUKTIJODDHA COUNCIL	7	1	8	0	0	0	10	3	13	1	0	1	18	4	22
MINISTRY TOTAL	16	1	17	0	0	0	10	3	13	1	0	1	27	4	31
MINISTRY OF POST TELECOM & INFORMATION TECH															
INFORMATION & COMMUNICATION TECH DIV															
BANGLADESH HI-TECH PARK AUTHORITY	13	3	16	4	1	5	15	3	18	27	2	29	59	9	68
BD COMPUTER COUNCIL	36	4	40	1	0	1	21	4	25	18	1	19	76	9	85
OFFICE OF THE CONTROLLER OF THE CERTIFYING AUTHOR.	4	0	4	0	0	0	1	0	1	7	0	7	12	0	12
DIVISIONAL TOTAL	53	7	60	5	1	6	37	7	44	52	3	55	147	18	165
POST & TELECOMMUNICATION DIVISION															
TELEPHONE SHILPA SANGTHA LIMITED	8	1	9	11	0	11	36	1	37	33	2	35	88	4	92
DIVISIONAL TOTAL	8	1	9	11	0	11	36	1	37	33	2	35	88	4	92
MINISTRY TOTAL	61	8	69	16	1	17	73	8	81	85	5	90	235	22	257
MINISTRY OF ENVIRONMENT, FOREST AND CLIMATE CHANGE															
BANGLADESH CLIMATE CHANGE TRUST	15	3	18	1	0	1	19	1	20	17	4	21	52	8	60
BD FOREST INDST DEV CORP	60	8	68	54	5	59	158	11	169	193	11	204	465	35	500
MINISTRY TOTAL	75	11	86	55	5	60	177	12	189	210	15	225	517	43	560

4.5 Civil officers and staffs of autonomous bodies and corporations by gender and classification, 2021

Autonomous bodies/Corporations	Class-I			Class-II			Class-III			Class-IV			Total			
	Male	Female	Total	Male	Female	Total	Male	Female	Total	Male	Female	Total	Male	Female	Total	
MINISTRY OF PUBLIC ADMINISTRATION																
BIAM FOUNDATION	10	4	14	2	0	2	34	3	37	58	6	64	104	13	117	
BOARD OF TRUSTEES	3	0	3	2	0	2	19	2	21	7	4	11	31	6	37	
PUBLIC ADMN TRAINING CENTER	76	12	88	19	2	21	135	43	178	159	16	175	389	73	462	
REG PUB ADMN TRNG CENTRE	3	0	3	2	0	2	7	3	10	8	1	9	20	4	24	
MINISTRY TOTAL	92	16	108	25	2	27	195	51	246	232	27	259	544	96	640	
MINISTRY OF ROAD TRANSPORT AND BRIDGES																
ROAD TRANSPORT AND HIGHWAYS DIVISION																
BD ROAD TRANSPORT CORP	59	7	66	32	5	37	3162	35	3197	89	6	95	3342	53	3395	
DHAKA TRANSPOT CO-ORDINATION BOARD	14	0	14	1	0	1	22	4	26	21	2	23	58	6	64	
DIVISION TOTAL	73	7	80	33	5	38	3184	39	3223	110	8	118	3400	59	3459	
MINISTRY TOTAL	73	7	80	33	5	38	3184	39	3223	110	8	118	3400	59	3459	
MINISTRY OF PLANNING																
PLANNING DIVISION																
ACADEMY FOR PLANNING & DEVELOPMENT	20	5	25	6	2	8	21	5	26	34	2	36	81	14	95	
BANGLADESH INSTITUTE OF DEVELOPMENT STUDIES (BIDES)	33	13	46	12	0	12	22	7	29	25	4	29	92	24	116	
DIVISION TOTAL	53	18	71	18	2	20	43	12	55	59	6	65	173	38	211	
MINISTRY TOTAL	53	18	71	18	2	20	43	12	55	59	6	65	173	38	211	

4.5 Civil officers and staffs of autonomous bodies and corporations by gender and classification, 2021

Autonomous bodies/Corporations	Class-I			Class-II			Class-III			Class-IV			Total		
	Male	Female	Total	Male	Female	Total	Male	Female	Total	Male	Female	Total	Male	Female	Total
MINISTRY OF POST AND TELE COMMUNICATION															
BANGLADESH CABLE SHILPA LIMITED	28	0	28	8	0	8	33	4	37	201	4	205	270	8	278
BANGLADESH SUBMARINE CABLE COMPANY LIMITED (BSCCL)	45	2	47	1	0	1	48	5	53	34	1	35	128	8	136
BANGLADESH TELECOMMUNICATIONSCO. LTD	247	13	260	197	16	213	3680	888	4568	273	50	323	4397	967	5364
MINISTRY TOTAL	320	15	335	206	16	222	3761	897	4658	508	55	563	4795	983	5778
MINISTRY OF POWER ENERGY & MIN RESOURCES															
ENERGY AND MINERAL RESOURCES DIV															
BD ENERGY REGULATORY COMMISSION	31	7	38	0	0	0	30	3	33	18	5	23	79	15	94
BD OIL, GAS & MINERAL CORP	143	31	174	0	0	0	95	15	110	67	1	68	305	47	352
PETROLEUM CORP	34	3	37	6	0	6	54	17	71	33	1	34	127	21	148
DIVISIONAL TOTAL	208	41	249	6	0	6	179	35	214	118	7	125	511	83	594
POWER DIVISION															
DHAKA POWER DISTRIBUTION CO. LTD.	2	0	2	0	0	0	0	0	0	0	0	0	2	0	2
POWER DEV BOARD	1505	149	1654	1152	77	1229	8417	378	8795	3801	658	4459	14875	1262	16137
RURAL ELECTRIFICATION BOARD	480	58	538	179	13	192	738	74	812	288	3	291	1685	148	1833
SUSTAINABLE & RENEWABLE ENERGY DEV. AITH. (SREDA)	15	2	17	2	0	2	14	2	16	9	0	9	40	4	44
DIVISIONAL TOTAL	2002	209	2211	1333	90	1423	9169	454	9623	4098	661	4759	16602	1414	18016
MINISTRY TOTAL	2210	250	2460	1339	90	1429	9348	489	9837	4216	668	4884	17113	1497	18610

4.5 Civil officers and staffs of autonomous bodies and corporations by gender and classification, 2021

Autonomous Bodies/Corporations	Class-I			Class-II			Class-III			Class-IV			Total		
	Male	Female	Total	Male	Female	Total	Male	Female	Total	Male	Female	Total	Male	Female	Total
PRIME MINISTER'S OFFICE															
BANGLADESH ECONOMIC ZONE AUTHORITY	31	1	32	0	0	0	28	4	32	3	2	5	62	7	69
BD EXPORT PROCESSING ZONE AUTHORITY	245	26	271	118	12	130	396	25	421	691	4	695	1450	67	1517
NATIONAL SKILL DEV. AUTHORITY	9	1	10	0	2	2	0	0	0	0	0	0	9	3	12
PRIVATIZATION COMMISSION	17	2	19	0	0	0	25	6	31	20	2	22	62	10	72
PUBLIC-PRIVATE PARTNERSHIP OFFICE	7	1	8	0	0	0	0	0	0	0	0	0	7	1	8
MINISTRY TOTAL	309	31	340	118	14	132	449	35	484	714	8	722	1590	88	1678
MINISTRY OF RELIGIOUS AFFAIRS															
BUDDHIST RELIGIOUS WELFARE TRUST	2	0	2	1	0	1	3	1	4	1	1	2	7	2	9
HINDU RELIGIOUS WELFARE TRUST	2	0	2	0	0	0	5	0	5	4	0	4	11	0	11
ISLAMIC FOUNDATION BANGLADESH	266	31	297	9	0	9	565	58	623	314	19	333	1154	108	1262
OFFICE OF THE ADMINISTRATOR OF WAQF	8	0	8	0	0	0	54	4	58	29	0	29	91	4	95
MINISTRY TOTAL	278	31	309	10	0	10	627	63	690	348	20	368	1263	114	1377
MINISTRY OF SCIENCE AND TECHNOLOGY															
BANGABANDHU SK MUJIB NOVO THEATRE	6	0	6	2	0	2	29	2	31	6	2	8	43	4	47
BANGLADESH OCEANOGRAPHIC RESEARCH INSTITUTE	3	15	18	0	0	0	0	0	0	0	0	0	3	15	18
BANSDOC	2	1	3	1	0	1	10	4	14	14	2	16	27	7	34
BCSIR	219	115	334	0	0	0	328	29	357	0	0	0	547	144	691

4.5 Civil officers and staffs of autonomous bodies and corporations by gender and classification, 2021

Autonomous Bodies/Corporations	Class-I			Class-II			Class-III			Class-IV			Total			
	Male	Female	Total	Male	Female	Total	Male	Female	Total	Male	Female	Total	Male	Female	Total	
MINISTRY OF SCIENCE AND TECHNOLOGY																
BD ATOMIC ENERGY COMMISSION	646	232	878	22	3	25	649	168	817	339	65	404	1656	468	2124	
BD COUNCIL OF SCIENCE & IND RES	225	114	339	70	13	83	311	35	346	166	46	212	772	208	980	
NATIONAL INSTITUTE OF BIOTECHNOLOGY	27	15	42	1	0	1	12	0	12	26	1	27	66	16	82	
NATIONAL MUSEUM OF SCIENCE & TECH	11	0	11	2	0	2	15	2	17	28	1	29	56	3	59	
LOCAL GOVERNMENT DIVISION BCSIR	0	0	0	0	0	0	0	0	0	101	20	121	101	20	121	
DIVISIONAL TOTAL	0	0	0	0	0	0	0	0	0	101	20	121	101	20	121	
MINISTRY TOTAL	1139	492	1631	98	16	114	1354	240	1594	680	137	817	3271	885	4156	
MINISTRY OF SHIPPING																
B I W T A	262	18	280	261	32	293	1344	133	1477	1878	48	1926	3745	231	3976	
B I W T C	113	16	129	272	9	281	1441	70	1511	1160	14	1174	2986	109	3095	
BANGALDESH SHIPPING CORPORATION	52	8	60	18	4	22	103	3	106	20	1	21	193	16	209	
BANGLADESH LAND PORT AUTHORITY	37	6	43	13	0	13	151	15	166	30	2	32	231	23	254	
CHITTAGONG PORT AUTHORITY	176	51	227	148	21	169	2587	254	2841	2041	76	2117	4952	402	5354	
DOCK WORKER'S MANAGEMENT BOARD, CHITTAGONG.	12	0	12	5	1	6	111	1	112	37	2	39	165	4	169	
DOCK WORKER'S MANAGEMENT BOARD, MONGLA.	3	0	3	5	0	5	53	6	59	22	2	24	83	8	91	
JATIO NODI RAKKHA COMMISSION	9	0	9	0	0	0	2	0	2	8	3	11	19	3	22	
MONGLA PORT AUTHORITY	84	3	87	74	10	84	510	44	554	245	22	267	913	79	992	
MINISTRY TOTAL	748	102	850	796	77	873	6302	526	6828	5441	170	5611	13287	875	14162	
MINISTRY OF SOCIAL WELFARE																
BANGLADESH NATIONAL SOCIAL WELFARE COUNCIL	5	2	7	1	0	1	9	4	13	7	2	9	22	8	30	
BD JATIO SAMAJ KALYAN PARISHAD	3	1	4	3	0	3	10	4	14	8	2	10	24	7	31	

4.5 Civil officers and staffs of autonomous bodies and corporations by gender and classification, 2021

Autonomous Bodies/Corporations	Class-I			Class-II			Class-III			Class-IV			Total		
	Male	Female	Total	Male	Female	Total	Male	Female	Total	Male	Female	Total	Male	Female	Total
MINISTRY OF SOCIAL WELFARE															
NATIONAL FOUNDATION FOR DEV OF THE DISABLED PERSON	8	1	9	4	1	5	4	0	4	8	5	13	24	7	31
SHARIRIK PROTIBONDHI SUROKKHA TRUST	2	0	2	6	1	7	40	0	40	60	3	63	108	4	112
SHEIKH ZAYED BIN SULTAN AL-NAHYAN-TRUST	3	0	3	2	0	2	22	12	34	24	17	41	51	29	80
MINISTRY TOTAL	21	4	25	16	2	18	85	20	105	107	29	136	229	55	284
MINISTRY OF WATER RESOURCES															
BANGLADESH HAOR & WETLAND DEVELOPMENT BOARD	7	1	8	0	0	0	11	6	17	13	2	15	31	9	40
BANGLADESH WATER DEV BOARD	915	107	1022	849	83	932	3232	525	3757	2897	331	3228	7893	1046	8939
JOINT RIVERS COMMISSION, BANGLADESH	11	0	11	1	0	1	4	2	6	5	0	5	21	2	23
RIVER RESEARCH INSTITUTE, FARIDPUR	38	8	46	2	0	2	93	12	105	42	12	54	175	32	207
WATER RESOURCES PLANNING ORGANIZATION	29	4	33	2	0	2	12	5	17	22	1	23	65	10	75
MINISTRY TOTAL	1000	120	1120	854	83	937	3352	550	3902	2979	346	3325	8185	1099	9284
MINISTRY OF WOMEN AND CHILDREN AFFAIRS															
BANGLADESH JATIO MOHILA SANGSTHA	4	4	8	27	8	35	203	134	337	108	18	126	342	164	506
BANGLADESH SHISHU ACADEMY	48	22	70	3	0	3	103	20	123	125	5	130	279	47	326
MINISTRY TOTAL	52	26	78	30	8	38	306	154	460	233	23	256	621	211	832
MINISTRY OF YOUTH AND SPORTS															
B K S P	97	20	117	5	1	6	70	5	75	135	3	138	307	29	336
BANGLADESH KRIRASHEBI KALYAN FOUNDATION	2	0	2	1	0	1	0	0	0	2	0	2	5	0	5
BANGLADESH NATIONAL SPORTS COUNCIL	46	7	53	41	3	44	99	7	106	272	11	283	458	28	486
MINISTRY TOTAL	145	27	172	47	4	51	169	12	181	409	14	423	770	57	827
GRAND TOTAL	70604	13769	84373	38778	8455	47233	145851	15160	161011	59934	4963	64897	315167	42347	357514

**Chapter Five : Statistics of project employees
in the government of Bangladesh**

5.1 Project employees of the government by classification, 2021

Sl. No	Ministry and Division	No. of Projects	Number of Personnel Employed				Total
			Class-I	Class-II	Class-III	Class-IV	
1.	Personal Division, President's Office	-	-	-	-	-	-
2.	Public Division, President's Office	-	-	-	-	-	-
3.	Prime Minister's Office	-	-	-	-	-	-
4.	Armed Forces Division	-	-	-	-	-	-
5.	Cabinet Division	7	20	2	5	3	30
6.	Ministry of Public Administration	-	-	-	-	-	-
7.	Ministry of Defence	1	2	1	30	110	143
8.	Finance Division	9	47	6	5	10	68
9.	Financial Institutions Division	-	-	-	-	-	-
10.	Internal Resources Division	-	-	-	-	-	-
11.	Economic Relation Division	-	-	-	-	-	-
12.	Ministry of Foreign Affairs	-	-	-	-	-	-
13.	Public Security Division	16	53	68	996	3347	4264
14.	Security Services Division	-	-	-	-	-	-
15.	Law and Justice Division	-	-	-	-	-	-
16.	Legislative and Parliamentary Affairs Division	-	-	-	-	-	-
17.	Parliamentary Secretariat	1	-	-	-	-	-
18.	Ministry of Women And Children Affairs	-	-	-	-	-	-
19.	Local Government Division	-	-	-	-	-	-
20.	Rural Development & Co-operative Division	6	87	2	80	5	174
21.	Power Division	6	34	11	15	12	72
22.	Energy and Mineral Resources Division	1	3	1	2	0	6
23.	Ministry of Industries	-	-	-	-	-	-

5.1 Project employees of the government by classification, 2021

Sl. No	Ministry and Division	No. of Projects	Number of Personnel Employed				Total
			Class-I	Class-II	Class-III	Class-IV	
24.	Ministry of Agriculture	91	327	180	734	346	1587
25.	Roads Transport and Highways Division	28	180	45	49	70	344
26.	Bridge Division	8	65	35	60	93	253
27.	Ministry of Railway	7	28	31	8	40	107
28.	Planning Division	19	49	11	33	29	122
29.	Implementation, Monitoring and Evaluation Division	-	-	-	-	-	-
30.	Statistics and Information Division	-	-	-	-	-	-
31.	Ministry of Textiles and Jute	19	56	9	259	52	376
32.	Ministry of Science and Technology	3	6	2	13	6	27
33.	Secondary And Higher Education Division	17	1253	89	299	267	1908
34.	Technical And Madrasah Division	14	37	6	37	25	105
35.	Ministry of Religious Affairs	11	118	70	826	113	1127
36.	Ministry of Commerce	2	6	2	4	6	18
37.	Ministry of Fisheries and Livestock	21	205	19	926	113	1263
38.	Ministry of Land	3	22	12	22	33	89
39.	Ministry of Food	4	71	0	24	24	119
40.	Ministry of Disaster Management and Relief	9	52	343	562	34	991
41.	Ministry of Information	9	28	17	19	5	69
42.	Ministry of Water Resources	-	-	-	-	-	-
43.	Ministry of Primary and Mass Education	-	-	-	-	-	-
44.	Ministry of Shipping	-	-	-	-	-	-
45.	Ministry of Youth and Sports	-	-	-	-	-	-
46.	Ministry of Civil Aviation and Tourism	-	-	-	-	-	-
47.	Post and Telecommunications Division	6	13	2	2	1	18

5.1 Project employees of the government by classification, 2021

Sl. No	Ministry and Division	No. of Projects	Number of Personnel Employed				Total
			Class-I	Class-II	Class-III	Class-IV	
48.	ICT Division	-	-	-	-	-	-
49.	Expatriates Welfare and Overseas Employment	-	-	-	-	-	-
50.	Ministry of Environment , Forest and Climate Change	8	5	0	10	6	21
51.	Ministry of Housing and Public Works	17	80	65	209	114	468
52.	Ministry of Chittagong Hill Tracts Affairs	2	-	-	-	-	-
53.	Ministry of Social Welfare	6	23	10	34	29	96
54.	Ministry of Labour and Employment	4	3	0	2	1	6
55.	Ministry of Cultural Affairs	9	10	2	13	9	34
56.	Ministry of Liberation War Affairs	-	-	-	-	-	-
57	Health and Service Division	3	496	618	13764	271	15149
58.	Health Education and Family Planning Division	10	318	686	574	485	2063
59.	Bangladesh Public Service Commission	-	-	-	-	-	-
60.	Anticorruption Commission	-	-	-	-	-	-
61.	Election Commission Secretariat	3	95	42	1275	26	1438
62.	Information Commission	-	-	-	-	-	-
	GRAND TOTAL	380	3792	2387	20691	5685	32555

5.1 Project employees of the government by classification, 2021

Sl. No	Deputy commissioner office	No. of Projects	Number of Personnel Employed				Total
			Class-I	Class-II	Class-III	Class-IV	
1.	Deputy commissioner office Narail	3	3	0	1	0	4
2.	Deputy commissioner office Rangpur	1	24	13	200	317	554
3.	Deputy commissioner office Khulna	1	32	2	97	213	344
	GRAND TOTAL	5	59	15	298	530	902

Note

Note

Note
