



STATISTICS OF GOVERNMENT SERVANTS 2022

সরকারি কর্মচারীদের পরিসংখ্যান

STATISTICS OF GOVERNMENT SERVANTS, 2022

Statistics and Research Cell
Reform and Research Wing
Ministry of Public Administration



978-984-35-4428-5



গণপ্রজাতন্ত্রী বাংলাদেশ সরকার
জনপ্রশাসন মন্ত্রণালয়

Statistics of Government Servants, 2022

সরকারি কর্মচারীদের পরিসংখ্যান, ২০২২

পরিসংখ্যান ও গবেষণা কোষ
সংস্কার ও গবেষণা অনুবিভাগ
জনপ্রশাসন মন্ত্রণালয়
www.mopa.gov.bd

Statistics of Government Servants 2022

সরকারি কর্মচারীদের পরিসংখ্যান ২০২২

Publication Time

30 May 2023/১৬ জৈষ্ঠ ১৪৩০

© Ministry of Public Administration

All rights reserved by Ministry of Public Administration

Published by

Statistics and Research Cell
Reform and Research Wing
Ministry of Public Administration

Cover Design

Md. Shafiqul Islam

Printed by

Bangladesh Government Press
Tejgaon, Dhaka

Price: TK. 500.00 (Five hundred taka), \$ 5 (Five dollar)

(For free distribution in government offices)



ISBN: 978-984-35-4428-5



ফরহাদ হোসেন এমপি
প্রতিমন্ত্রী
জনপ্রশাসন মন্ত্রণালয়
গণপ্রজাতন্ত্রী বাংলাদেশ সরকার

মুখবন্ধ

সময়োপযোগী পরিকল্পনা প্রণয়ন ও বাস্তবায়ন সুখম উন্নয়নের চাবিকাঠি। আর এজন্য প্রয়োজন যুগোপযোগী প্রশাসনিক কাঠামো, প্রয়োজনীয় জনবল এবং তাদের সঠিক ও হালনাগাদ তথ্য-উপাত্ত। এ লক্ষ্যে জনপ্রশাসন মন্ত্রণালয়ের সংস্কার ও গবেষণা অনুবিভাগ প্রতিবছরের মতো এ বছরও সরকারি কর্মচারীদের তথ্যাবলিসংবলিত ‘Statistics of Government Servants, 2022’ শীর্ষক পুস্তকটি প্রকাশ করেছে জেনে আমি অত্যন্ত আনন্দিত।

পুস্তকটিতে বাংলাদেশ সরকারের সকল মন্ত্রণালয়/বিভাগ ও তাদের আওতাধীন সংযুক্ত দপ্তর, সকল স্তরের অধস্তন অফিস, স্বায়ত্তশাসিত সংস্থা, কর্তৃপক্ষ, কর্পোরেশন, মাঠ পর্যায়ের বিভাগ, জেলা ও উপজেলা পর্যায়ের অফিসসমূহের জনবলসংক্রান্ত হালনাগাদ তথ্য সন্নিবেশ করা হয়েছে।

দ্রুত পরিবর্তনশীল বিশ্বায়নের চ্যালেঞ্জ মোকাবিলায় এবং সরকারের টেকসই উন্নয়ন অর্জন ও রূপকল্প, ২০৪১ এর লক্ষ্যসমূহ অর্জনে সঠিক ও বস্তুনিষ্ঠ পরিকল্পনা প্রণয়ন ও বাস্তবায়নের নিমিত্ত নির্ভুল তথ্য-উপাত্ত প্রাপ্তিতে পুস্তকটি সহায়ক ভূমিকা পালন করবে বলে আমি আশাবাদী। তাছাড়া সরকারি-বেসরকারি পর্যায়ে মানবসম্পদ বিষয়ক গবেষণা, জনবল কাঠামো প্রণয়ন ও ব্যবস্থাপনার ক্ষেত্রেও পুস্তকটি সহায়তা করতে পারে।

বিভিন্ন স্তরের সরকারি দপ্তর/প্রতিষ্ঠান থেকে নির্ভুল তথ্য-উপাত্ত সংগ্রহ ও সংকলন একটি দুরূহ ও শ্রমসাধ্য কাজ। এ কাজের সঙ্গে সম্পৃক্ত জনপ্রশাসন মন্ত্রণালয়ের সংস্কার ও গবেষণা অনুবিভাগ, লোকপ্রশাসন কম্পিউটার কেন্দ্র এবং বাংলাদেশ সরকারি মুদ্রণালয়ের সংশ্লিষ্ট সকলকে আমি আন্তরিক ধন্যবাদ জানাই ও এ প্রকাশনার সার্বিক সাফল্য কামনা করি।

জয় বাংলা, জয় বঙ্গবন্ধু,
বাংলাদেশ চিরজীবী হোক।

ফরহাদ হোসেন, এমপি



মোহাম্মদ মেজবাহ্ উদ্দিন চৌধুরী
সিনিয়র সচিব
জনপ্রশাসন মন্ত্রণালয়
গণপ্রজাতন্ত্রী বাংলাদেশ সরকার

উপক্রমণিকা

চতুর্থ শিল্পবিপ্লবের চ্যালেঞ্জ মোকাবিলা করে টেকসই উন্নয়ন অর্জিত, ২০৩০ ও রূপকল্প, ২০৪১ বাস্তবায়নের মধ্য দিয়ে জাতির পিতা বঙ্গবন্ধু শেখ মুজিবুর রহমানের স্বপ্নের সোনার বাংলা তথা উন্নত ও সমৃদ্ধ ‘স্মার্ট বাংলাদেশ’ বিনির্মাণে সরকার বদ্ধ পরিকর। এ ধরনের লক্ষ্য অর্জনে পরিকল্পিত, প্রশিক্ষিত ও দক্ষ মানবসম্পদের ভূমিকা খুবই গুরুত্বপূর্ণ। সরকারি কর্মচারীদের সঠিক তথ্য-উপাত্ত ও পরিসংখ্যান থাকলে যথাযথ ও কার্যকর পরিকল্পনা প্রণয়ন ও বাস্তবায়ন সহজতর হয়।

গণপ্রজাতন্ত্রী বাংলাদেশ সরকারের ‘রুলস অব বিজনেস, ১৯৯৬’-এর আলোকে প্রণীত কার্যতালিকা অনুসারে সরকারি কর্মচারীদের তথ্য সংগ্রহ ও পরিসংখ্যান প্রকাশের দায়িত্ব জনপ্রশাসন মন্ত্রণালয়ের উপর ন্যস্ত। জনপ্রশাসন মন্ত্রণালয়ের সংস্কার ও গবেষণা অনুবিভাগ প্রতিবছরের ন্যায্য এ বছরও ‘Statistics of Government Servants, 2022’ শীর্ষক পরিসংখ্যান পুস্তক প্রকাশ করেছে।

উল্লিখিত পুস্তকে সংশ্লিষ্ট সকল মন্ত্রণালয়, বিভাগ, অধিদপ্তর, দপ্তর, পরিদপ্তর, স্বায়ত্তশাসিত সংস্থা, কর্পোরেশন, মাঠপর্যায়ে বিভাগ, জেলা ও উপজেলা কার্যালয়সহ বিদেশে অবস্থিত বাংলাদেশ মিশনসমূহের বেসামরিক জনবলের তথ্য সংকলন করা হয়েছে। সংকলনটিতে বেসামরিক জনবলের কাঠামো অনুযায়ী অনুমোদিত পদ, বিদ্যমান জনবল, শূন্যপদ, জনবলের গ্রেডভিত্তিক তথ্য, নিয়োজিত জনবলের মধ্যে নারী-পুরুষের তথ্য সন্নিবেশিত হয়েছে। আমি দৃঢ়ভাবে বিশ্বাস করি যে, জনবান্ধব, দক্ষ ও আধুনিক প্রযুক্তিনির্ভর জনপ্রশাসন গড়ে তোলার ক্ষেত্রে নীতি-নির্ধারণ, পরিকল্পনা প্রণয়ন, সিদ্ধান্ত গ্রহণ ও বাস্তবায়নে এটি গুরুত্বপূর্ণ ভূমিকা পালন করবে।

পুস্তকটিকে বাস্তবসম্মত, প্রয়োজনভিত্তিক ও ব্যবহারবান্ধব করার বিষয়ে যে-কোনো গঠনমূলক মতামত ও পরামর্শ যথাযথ গুরুত্ব সহকারে বিবেচনা করা হবে এবং তা পরবর্তী সংস্করণে সংযোজনের চেষ্টা করা হবে।

পুস্তকটি প্রণয়নের জন্য তথ্য-উপাত্ত সংগ্রহ, পান্ডুলিপি প্রণয়ন, মুদ্রণ ও প্রকাশের জন্য সংস্কার ও গবেষণা অনুবিভাগের সংশ্লিষ্ট সকলকে আমি আন্তরিক ধন্যবাদ জানাচ্ছি।

মোহাম্মদ মেজবাহ্ উদ্দিন চৌধুরী



আমেনা বেগম
অতিরিক্ত সচিব
জনপ্রশাসন মন্ত্রণালয়
গণপ্রজাতন্ত্রী বাংলাদেশ সরকার

ভূমিকা

বাংলাদেশ সরকারের 'Rules of Business 1996' এর Schedule I (Allocation of Business among the different Ministries and Divisions) অনুসারে সরকারি কর্মচারীদের তথ্য সংগ্রহ ও সংকলন কার্যক্রম বাস্তবায়ন জনপ্রশাসন মন্ত্রণালয়ের উপর ন্যস্ত। সংস্কার ও গবেষণা অনুবিভাগ কর্তৃক প্রতিবছরের ন্যায় এ বছরও সরকারের সকল মন্ত্রণালয়/বিভাগ ও তাদের আওতাধীন সকল সংযুক্ত দপ্তর ও অধস্তন অফিস, কর্তৃপক্ষ, কমিশন, কর্পোরেশন, ব্যুরো, বোর্ড, স্বায়ত্তশাসিত প্রতিষ্ঠান এবং মাঠ পর্যায়ের বিভাগ, জেলা ও উপজেলা পর্যায়ের অফিসসমূহের জনবলের তথ্য সংবলিত 'Statistics of Government Servants, 2022' (সরকারি কর্মচারীদের পরিসংখ্যান-২০২২) শীর্ষক পুস্তক প্রকাশের উদ্যোগ গ্রহণ করা হয়েছে।

পুস্তকটি প্রকাশের জন্য নির্ধারিত ছক মোতাবেক সকল মন্ত্রণালয়/বিভাগসহ তাদের আওতাধীন সকল স্তরের সরকারি দপ্তরসমূহ থেকে সরকারি কর্মচারীদের ২০২১ সালের ৩১ ডিসেম্বর পর্যন্ত হালনাগাদ তথ্য-উপাত্ত সংগ্রহ করা হয়েছে।

সংগৃহীত তথ্যসমূহকে মন্ত্রণালয়/বিভাগ, দপ্তর/অধিদপ্তর এবং স্বায়ত্তশাসিত সংস্থা, কর্পোরেশন ইত্যাদি অনুযায়ী আলাদা আলাদাভাবে গ্রেডভিত্তিক উপস্থাপন করা হয়েছে। পাশাপাশি সরকারি দপ্তরসমূহে কর্মরত জনবলের নারী-পুরুষের আনুপাতিক হার এবং শূন্যপদের তথ্য সন্নিবেশ করা হয়েছে।

সরকারি যে-কোনো নীতি-নির্ধারণ, পরিকল্পনা প্রণয়ন, সিদ্ধান্ত গ্রহণ ও বাস্তবায়নে পরিসংখ্যানের গুরুত্ব অপরিসীম। সরকারি কর্মচারীদের তথ্যসংবলিত 'Statistics of Government Servants, 2022' (সরকারি কর্মচারীদের পরিসংখ্যান-২০২২) শীর্ষক পুস্তকে সন্নিবেশিত তথ্য সরকারি কর্মচারীদের কর্মজীবন পরিকল্পনা প্রণয়ন ও বাস্তবায়নের মাধ্যমে আধুনিক, দক্ষ ও ফলাফলমুখী জনপ্রশাসন ব্যবস্থা গড়ে তুলতে এবং সরকারের উন্নয়ন অর্জন তথা 'স্মার্ট বাংলাদেশ' গঠনে সহায়ক ভূমিকা রাখবে বলে আমি আশা করি। ভবিষ্যতে পুস্তকটিকে অধিকতর তথ্যবহুল ও ব্যবহারবান্ধব করার জন্য যে- কোনো গঠনমূলক পরামর্শ ও মতামত সাদরে গ্রহণ করা হবে।

এ পুস্তকের তথ্য সংগ্রহ, সংকলন ও প্রকাশনার সঙ্গে জড়িত সংস্কার ও গবেষণা অনুবিভাগ, পরিসংখ্যান ও গবেষণা কোষ, লোকপ্রশাসন কম্পিউটার কেন্দ্র এবং বিজি প্রেসের কর্মকর্তা-কর্মচারীবৃন্দকে নিষ্ঠা, শ্রম ও ঐকান্তিক প্রয়াসের জন্য আন্তরিক ধন্যবাদ জানাই।

আমেনা বেগম

Contents

	page
Executive Summary.....	i-xi
Chapter-1: Summary of Government Servants	
1.1 Summary of Government Servants by grade in different types of offices.....	3
1.2 Summary of Government Servants in last five years by types of offices	5
1.3 Summary of Government Servants by grade groups in different types of offices.....	7
1.4 Graphical representation of different information of Government Servants.....	9-17
Chapter-2: Government Servants in Ministries and Divisions	
2.1 Government Servants by grade (grade-I To grade-V) in Ministries and Divisions.....	21-25
2.2 Government Servants by grade (grade-VI To grade-XI) in Ministries and Divisions.....	26-31
2.3 Government Servants by grade (grade-XII To grade-XVII) in Ministries and Divisions.....	32-37
2.4 Government Servants by grade (grade-XVIII To grade-XX and Fixed & Others) in Ministries and Divisions.....	38-43
Chapter-3: Government Servants by Grade in Departments and Directorates	
3.1 Government Servants by grade (grade-I To grade-V) in Departments and Directorates.....	47-59
3.2 Government Servants by grade (grade-VI To grade-XI) in Departments and Directorates	60-72
3.3 Government Servants by grade (grade-XII To grade-XVII) in Departments and Directorates	73-86
3.4 Government Servants by grade (grade-XVIII To grade-XX and Fixed & Others) in Departments and Directorates.....	87-99
Chapter-4: Government Servants by grade in office of the Divisional Commissioners and Deputy Commissioners	
4.1 Government Servants by grade (grade-I To grade -V) in office of the Divisional Commissioners and Deputy Commissioners	103-106
4.2 Government Servants by grade (grade -VI To grade -XI) in office of the Divisional Commissioners and Deputy Commissioners.....	107-110
4.3 Government Servants by grade (grade -XII To grade -XVII) in office of the Divisional Commissioners and Deputy Commissioners.....	111-114
4.4 Government Servants by grade (grade-XVIII To grade-XX and Fixed & Others) in office of the Divisional Commissioners and Deputy Commissioners	115-118
Chapter-5: Government Servants by grade in Autonomous Bodies, Corporations & Others	
5.1 Government Servants by grade (grade-I To grade-V) in Autonomous Bodies, Corporations and Others.....	121-141
5.2 Government Servants by grade (grade -VI To grade -XI) in Autonomous Bodies, Corporations and Others.....	142-164
5.3 Government Servants by grade (grade -XII To grade-XVII) in Autonomous Bodies, Corporations and Others	165-187
5.4 Government Servants by grade (grade-XVIII To grade-XX and Fixed & Others) in Autonomous Bodies, Corporations and Others.....	188-209
Chapter-6: Gender Distribution of Government Servants	
6.1 Gender distribution of Government Servants by grade in Different Types of Offices.....	213
6.2 Gender distribution of Government Servants by grade groups in different types of Offices	215
6.3 Graphical representation of Proportion of gender distribution.....	217-223
Chapter 7: Employees in different Projects under Ministries and Divisions	
7.1 Employees in different Projects under Ministries and Divisions	227-228

Executive Summary

The Ministry of Public Administration is responsible for compilation of data/statistics relating to Government Servants as per the Allocation of Business of the Government of Bangladesh. Every year the Reform and Research Wing of this Ministry collects updated data of the Government Servants from all Ministries/Divisions and from all of their attached departments and subordinate offices in all tiers, including civil employees working under Arm Forces Division and publishes the statistics. In continuation to that, steps have been taken to publish ‘Statistics of Government Servants, 2022’.

In this publication data, updated up to 31 December 2021, have been collected. The collected data cover total number of approved posts, existing employees thereto, their gender identities and number of vacant posts. The data have been compiled and presented by categorizing all government offices under four broad heads, viz. Ministries/Divisions, Attached departments & subordinate offices, Divisional Commissioner’s & Deputy Commissioner’s offices and Autonomous bodies, Corporations & others. All government servants have been categorized following the existing salary grades under the National Pay Scale (NPS) 2015.

1. Summary of all Government Servants

Total number of sanctioned posts in all salary grades in all government offices was 19,00,151 among which number of existing employees was 13,96,818 and number of vacant posts was 5,03,333. Of the existing employees number of male employees was 9,87,679 while that of female employees was 4,09,139 which represent a male and female ratio of 2.4:1. Figure-1 below shows the summary of the total number of sanctioned, existing and vacant posts under four broad heads as mentioned above.

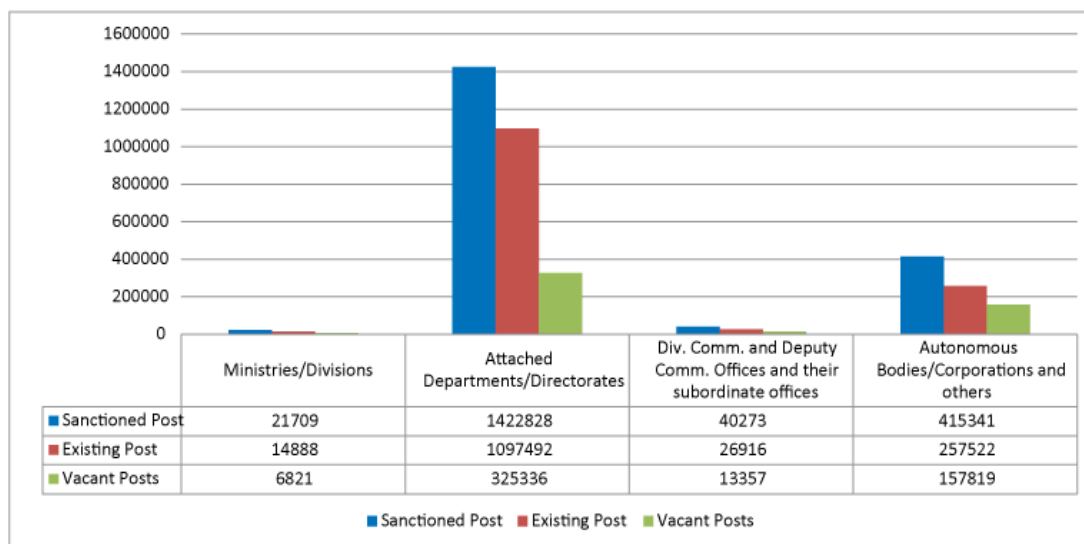


Figure-1: Summary of sanctioned, existing and vacant posts as on 31 Dec 2021

2. Summary of Government Servants in Ministries and Divisions

Total number of sanctioned posts in all Ministries and divisions was 21,709 of which 6,821 posts were found vacant as on 31 December 2021. The number of existing government servants working in different Ministries and Division on the same date was 14,888. Highest numbers of sanctioned posts were found in Parliament Secretariat while least numbers of sanctioned posts were found in Ministry of Chattogram Hill Tracts (CHT). Figure-2 shows top five Ministries/divisions having highest and lowest number of sanctioned posts:

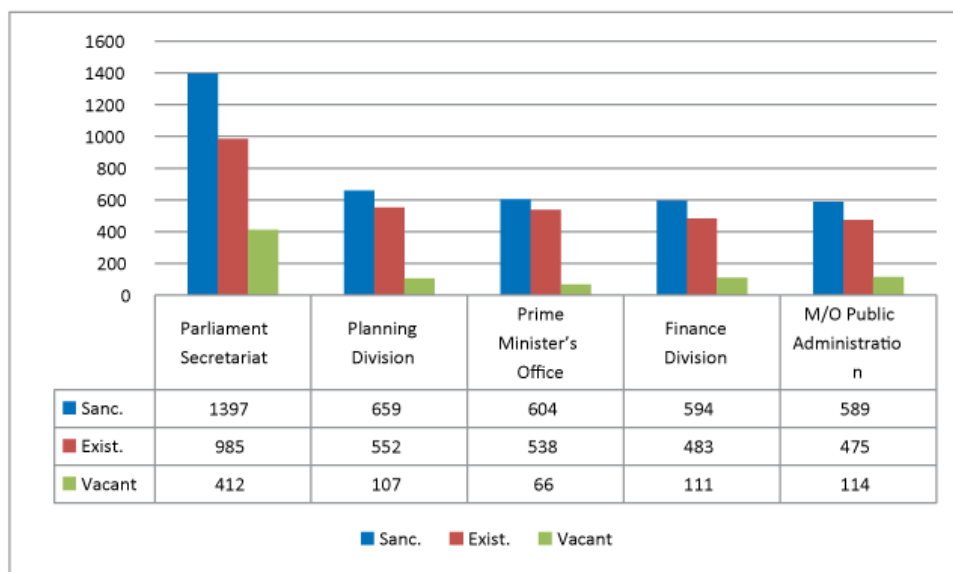
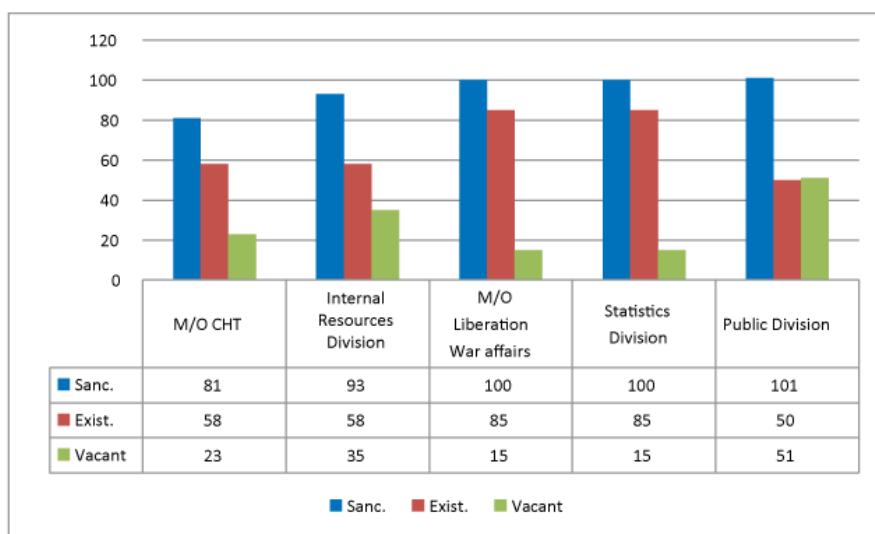


Figure-2 (a): Top five Ministries/Divisions having highest number of sanctioned posts.



Executive Figure-2 (b): Top five Ministries/Divisions having lowest number of Sanctioned posts.

3. Summary of Government Servants in Attached Departments/ Directorates and their Subordinate Offices

A total of 14,22,828 sanctioned posts were there in Attached departments/ directorates and in their subordinate offices which is 75 percent of the total number of sanctioned posts in all kinds government offices. Of the sanctioned posts, number of existing government servants was 10,97,492 while number of vacant posts was 3,25,336. Considering the number of sanctioned posts the biggest department is the Directorate of Primary Education under the Ministry of Primary and Mass Education having 4,76,997 sanctioned posts while the smallest department is the Department of DNA Laboratory Management under the Ministry of Women and Children Affairs having only 2 sanctioned posts. Figure-3 shows top five Departments/Directorates having highest and lowest number of posts:

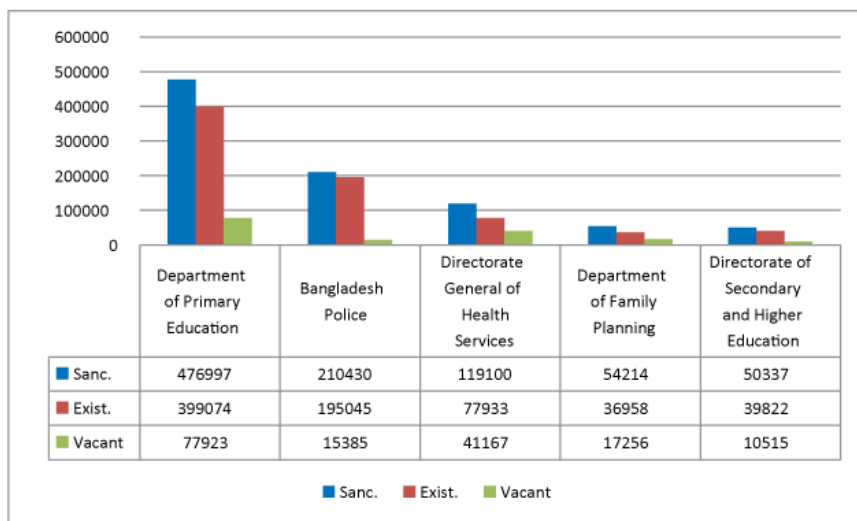


Figure-3 (a): Top five Departments/Directorates having Highest number of post

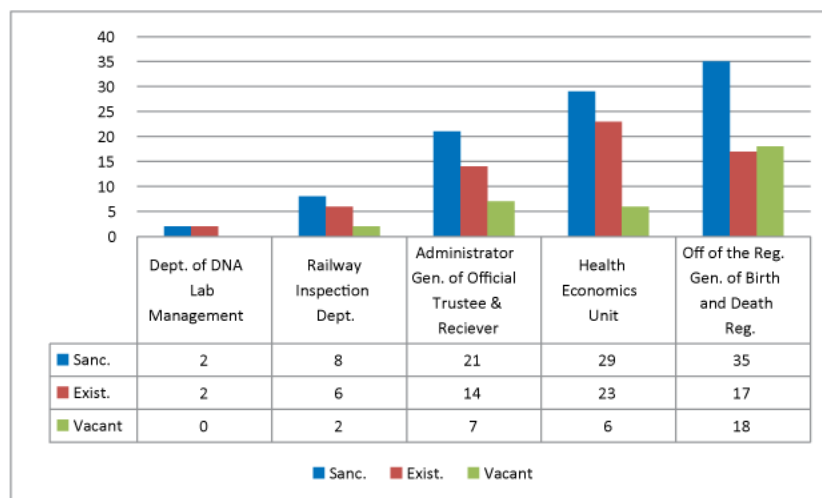


Figure-3 (b): Top five Departments/Directorates having Lowest number of post

4. Summary of Government Servants in Divisional Commissioner's offices

Total number of sanctioned posts in all offices of the Divisional Commissioners including all the offices of Deputy Commissioners and their subordinate offices were 40,273 of which 13,357 posts were found vacant as on 31 December 2021. Among 8 Divisions, highest number of sanctioned and vacant posts was there in the Chattogram division while lowest number of sanctioned and vacant posts was there in Mymensingh Division.

5. Summary of Government Servants in Autonomous Bodies and Corporations

Total number of sanctioned posts in all autonomous bodies, corporations and other organizations which are not included in other three broad categories mentioned earlier was 4,15,341 of which 1,57,819 number of posts were found vacant. Bank and non-bank financial institutions are having 1,54,344 number of sanctioned posts of which 59,558 posts were found vacant. Education boards and universities under the Secondary and Higher Education division are altogether having 53,132 number of sanctioned posts of which 12,221 posts were found vacant.

Among other autonomous bodies, Corporations and other organizations the highest number of sanctioned posts (17,263) was there in Bangladesh Sugar and Food Industries Corporation under the Ministry of Industries. Bangladesh Water Development Board and Bangladesh Jute Mills Corporations are having second and third highest number of sanctioned posts respectively.

6. Summary of Government Servants by Gender

As on 31 December 2021, a total of 4,09,139 number of female government servants was working in all kinds government offices against 9,87,679 male Government servants. The ratio of male and female government servants was 7:3. Figure: 4 below shows the share of male and female government servants in government offices of Bangladesh. It shows that among four broad categories of the government offices, share of female government servants was larger in departments and directorates while least share was found in Divisional Commissioner/Deputy Commissioner's offices.

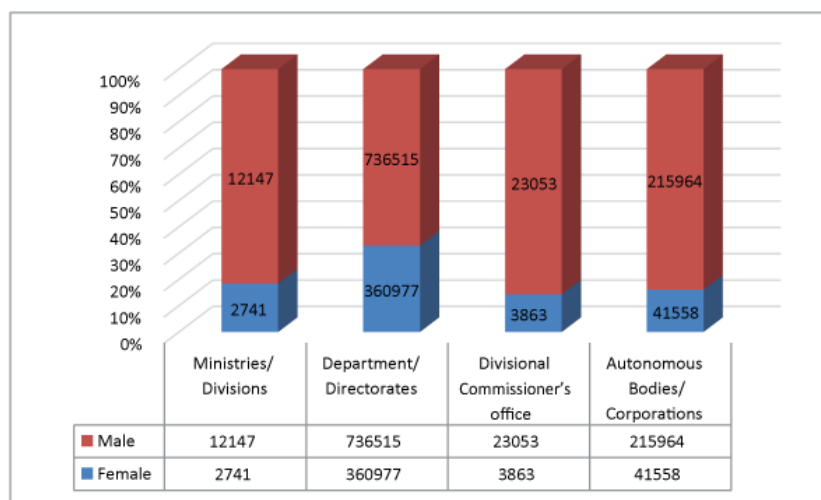


Figure-4: Gender Distribution of Government Servants by office categories.

Considering the grade wise representation of the female government servants the highest portion of female government servants was found to serve in grade 15 where female government servants have higher share(54%) over male government servants (46%), While least share of female government servants (6%) was seen in grade 19. The representation of female government servants in top three grades (NPS grade I to III) is 13%, 18% and 15% respectively.

7. Summary of employees in different government projects

Total number of government projects under all Ministries/Divisions was 557 as on 31 December 2021. In all the projects the total number of sanctioned posts was 43,478 against which a total number of 35,534 employees were working. Number of vacant posts in projects was 7,944.

8. Summary of sanctioned, existing and vacant posts by grade groups

According to the NPS 2015, there are 20 salary grades. In addition to that there are a few fixed grades. Those 20 grades have been categorized in four groups. According to the grade groups total numbers of sanctioned, existing and vacant posts in all four broad categories of government offices are shown in Figure-6, Figure-7 and Figure-8 respectively.

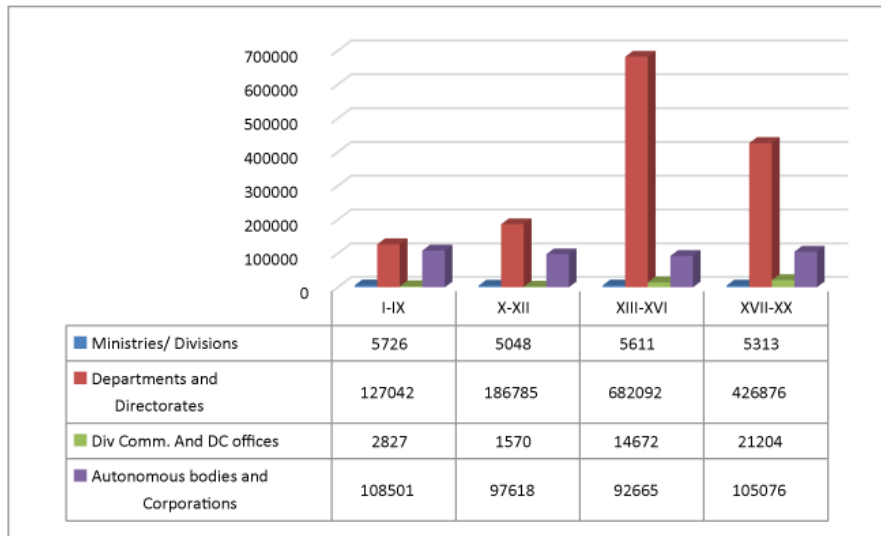


Figure-6: Number of sanctioned posts by grade groups.

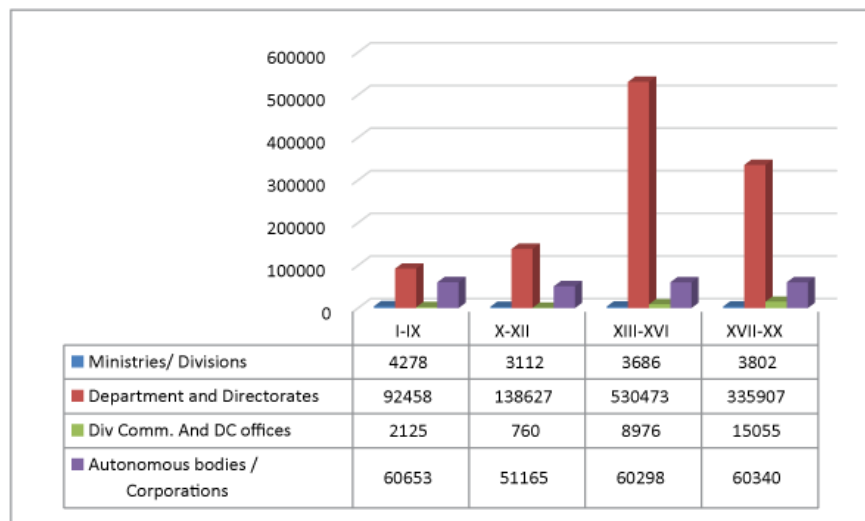


Figure-7: Numbers of Existing Posts by grade groups

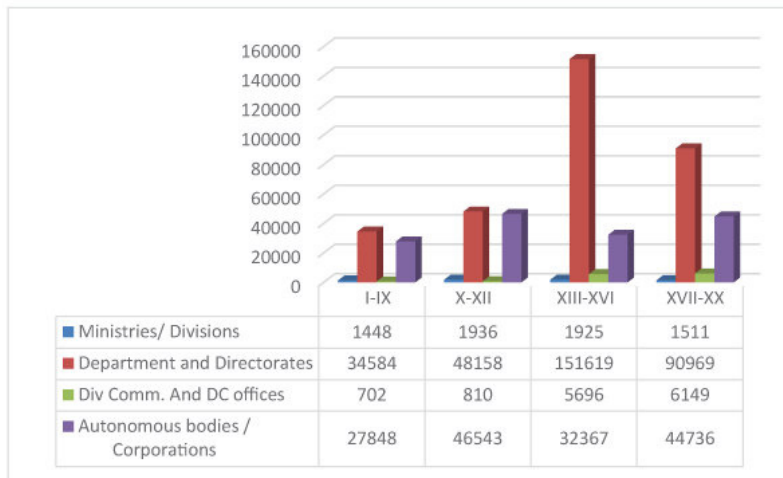


Figure-8: Numbers of Vacant Posts by grade groups

9. Trend in number of existing government servants over last 10 years

From the collected and compiled data it has been observed that over the last decade there have been both ups and downs in the number of existing employees. It was found that there was an increasing trend in numbers from 2013 to 2015. In 2016 the number decreased from 13,82,393 in 2015 to 13,42,453. After that from 2017 to 2021 a further increasing trend was observed. However, in 2022 the number again decreased from 15,54,927 in 2021 to 13,96,818.

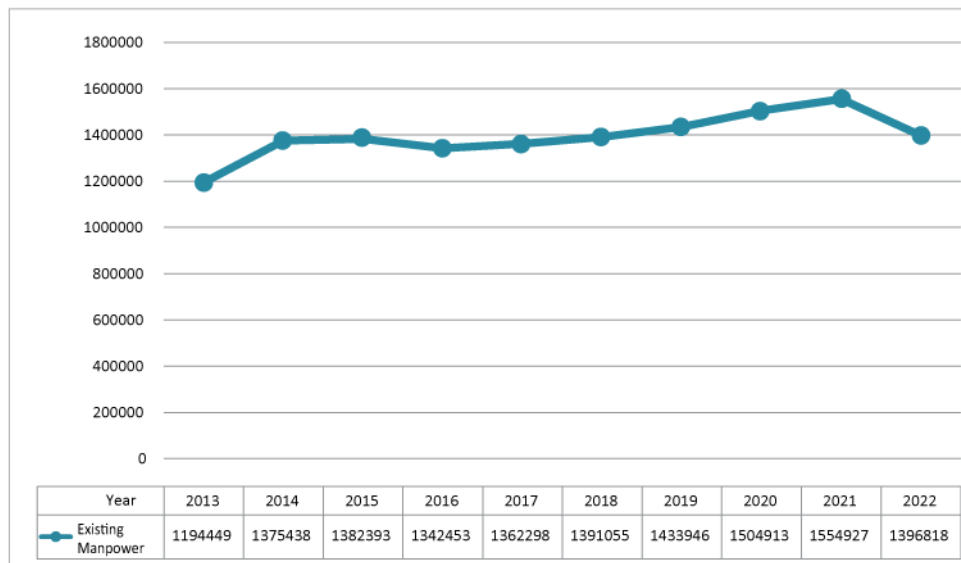



Figure-9: Trend in number of existing government servants over last 10 years

Depending on the creation of new posts, recruitment, retirement etc. the number of sanctioned, existing and vacant posts in the government offices changes every year. This report has been compiled and published to give information of the increasing or decreasing number of posts. It may contribute in career planning, research purpose, policy making and implementation etc.

Chapter-1
Summary of Government Servants



1.1 Summary of Government Servants by Grade in Different Types of offices

Grade	Ministries and Divisions			Departments and Directorates			Divisional and Deputy Commissioners Offices			Autonomous Bodies and Corporations			Total		
	Sanction	Exist	Vacant	Sanction	Exist	Vacant	Sanction	Exist	Vacant	Sanction	Exist	Vacant	Sanction	Exist	Vacant
Grade-I	78	75	3	117	110	7	0	0	0	405	400	5	600	585	15
Grade-II	132	301	-169	562	514	48	12	9	3	2085	1966	119	2791	2790	1
Grade-III	391	494	-103	2735	2082	653	22	13	9	4700	3834	866	7848	6423	1425
Grade-IV	173	221	-48	2959	2103	856	25	23	2	9069	7232	1837	12226	9579	2647
Grade-V	1090	1046	44	8855	7307	1548	329	270	59	12026	10068	1958	22300	18691	3609
Grade-VI	1948	1000	948	24428	17197	7231	1045	689	356	25353	20788	4565	52774	39674	13100
Grade-VII	27	18	9	1730	1199	531	151	80	71	2420	1803	617	4328	3100	1228
Grade-VIII	4	3	1	536	356	180	362	348	14	1276	1094	182	2178	1801	377
Grade-IX	1883	1120	763	85120	61590	23530	881	693	188	51167	33468	17699	139051	96871	42180
Grade-X	4480	2724	1756	142873	111071	31802	1350	625	725	62632	32395	30237	211335	146815	64520
Grade-XI	487	335	152	38517	23991	14526	137	86	51	13204	7883	5321	52345	32295	20050
Grade-XII	81	53	28	5395	3565	1830	83	49	34	21872	10887	10985	27431	14554	12877
Grade-XIII	1153	800	353	90268	60663	29605	1645	947	698	18082	11610	6472	111148	74020	37128
Grade-XIV	855	568	287	75360	53691	21669	1984	1178	806	24519	19236	5283	102718	74673	28045
Grade-XV	478	339	139	410249	346884	63365	1405	899	506	9256	6607	2649	421388	354729	66659
Grade-XVI	3125	1979	1146	106215	69235	36980	9638	5952	3686	40808	22845	17963	159786	100011	59775
Grade-XVII	238	183	55	163674	144894	18780	2726	1790	936	7127	4537	2590	173765	151404	22361
Grade-XVIII	69	44	25	61304	47922	13382	2	1	1	7980	5094	2886	69355	53061	16294
Grade-XIX	173	127	46	20855	14011	6844	61	53	8	20786	12503	8283	41875	26694	15181
Grade-XX	4833	3448	1385	181043	129080	51963	18415	13211	5204	69183	38206	30977	273474	183945	89529
Fixed & Others	11	10	1	33	27	6	0	0	0	11391	5066	6325	11435	5103	6332
TOTAL	21709	14888	6821	1422828	1097492	325336	40273	26916	13357	415341	257522	157819	1900151	1396818	503333


1.2 Summary of Government Servants in last five years by types of offices

Year	Ministries and Divisions			Departments and Directorates			Divisional and Deputy Commissioners Offices			Autonomous Bodies and Corporations			Total		
	Sanction	Exist	Vacant	Sanction	Exist	Vacant	Sanction	Exist	Vacant	Sanction	Exist	Vacant	Sanction	Exist	Vacant
2018	16212	12008	4204	1332992	1072904	260088	45786	32487	13299	389312	273656	115656	1784302	1391055	393247
2019	17767	12566	5201	1367185	1110552	256633	47025	33213	13812	389307	277615	111692	1821284	1433946	387338
2020	17739	12671	5068	1409626	1176290	233336	47033	32182	14851	411470	283770	127700	1885868	1504913	380955
2021	18240	12956	5284	1421073	1152327	268746	46971	32130	14841	426768	357514	69254	1913052	1554927	358125
2022	21709	14888	6821	1422828	1097492	325336	40273	26916	13357	415341	257522	157819	1900151	1396818	503333

1.3 Summary of Government Servants by Grade Groups in different types of offices

Grade	Ministries and Divisions			Departments and Directorates			Divisional and Deputy Commissioners Offices			Autonomous Bodies and Corporations			Total		
	Sanction	Exist	Vacant	Sanction	Exist	Vacant	Sanction	Exist	Vacant	Sanction	Exist	Vacant	Sanction	Exist	Vacant
I-IX	5726	4278	1448	127042	92458	34584	2827	2125	702	108501	60653	27848	244096	179514	64582
X-XII	5048	3112	1936	186785	138627	48158	1570	760	810	97618	51165	46543	291111	193664	97447
XIII-XVI	5611	3686	1925	682092	530473	151619	14672	8976	5696	92665	60298	32367	795040	603433	191607
XVII-XX	5313	3802	1511	426876	335907	90969	21204	15055	6149	105076	60340	44736	558469	415104	143365
Fixed & others	11	10	1	33	27	6	0	0	0	11391	5066	6325	11435	5103	6332
Total	21709	14888	6821	1422828	1097492	325336	40273	26916	13357	415341	257522	157819	1900151	1396818	503333

**1.4 Graphical representation of different information
of Government Servants**



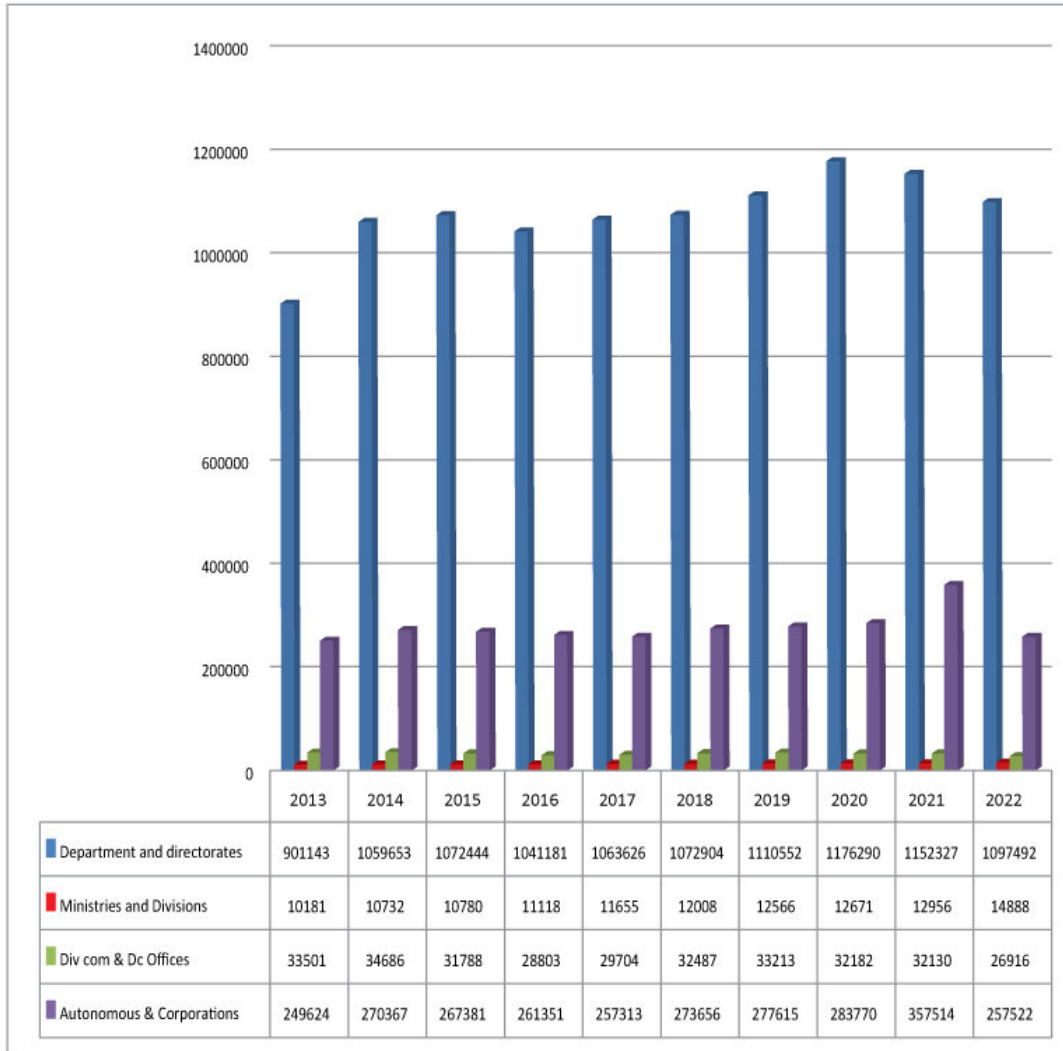


Figure 1.1: Existing Government Servants by types of Offices in last ten years

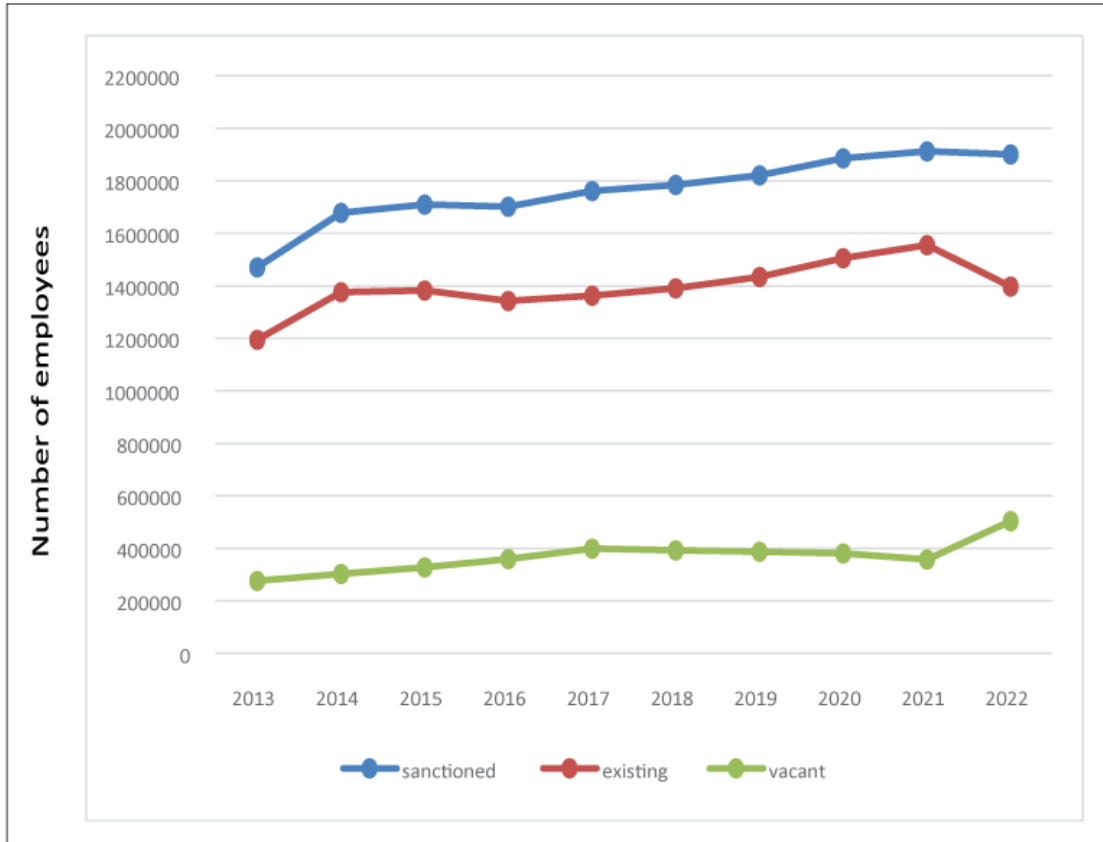


Figure 1.2: Trend of Government Servants by sanctioned, existing and vacant position in last ten years

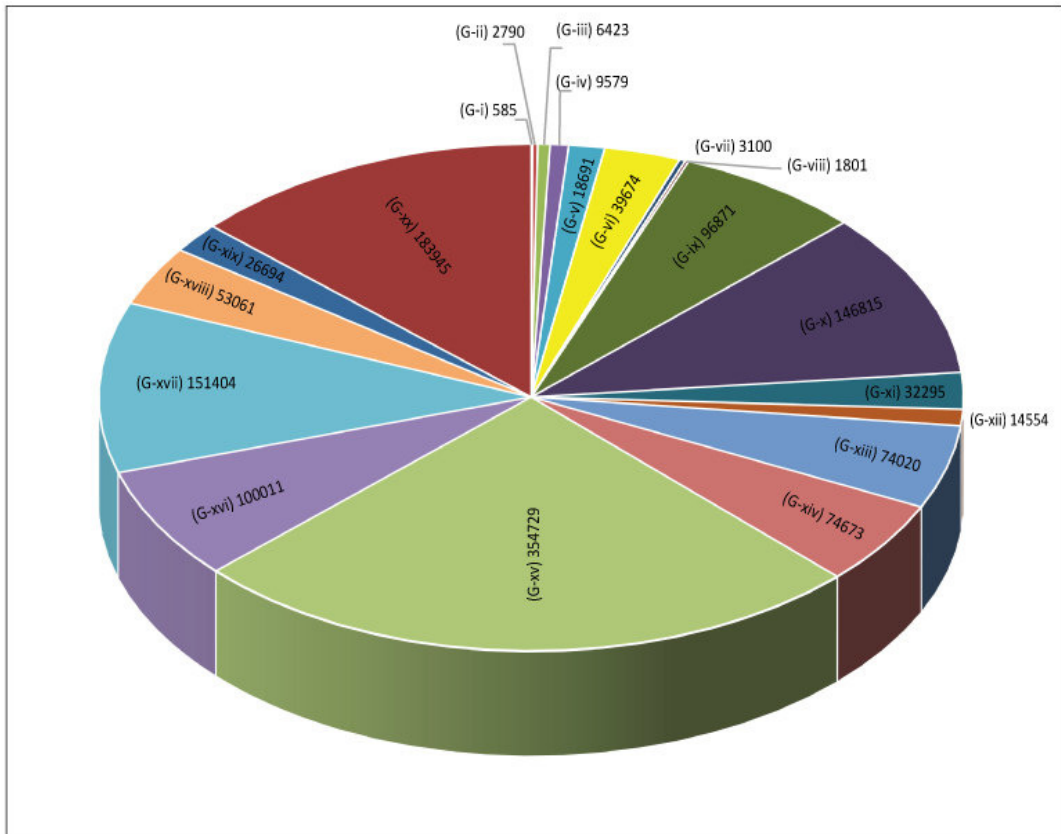


Figure 1.3: Proportion of existing government servants in 20 grades

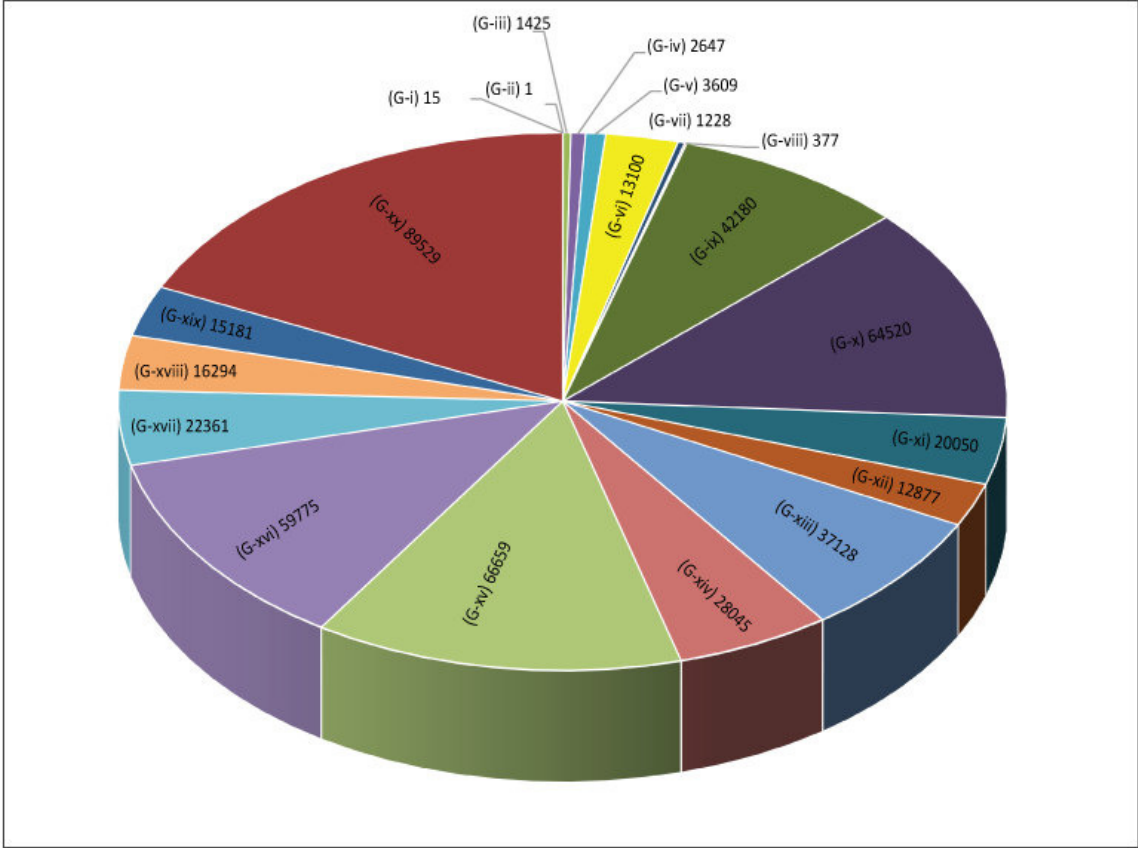


Figure 1.4: Proportion of vacant posts in 20 grades

Chapter-2

Government Servants in Ministries and Divisions



2.1 Government Servants by grade (grade-I To grade-V) in Ministries and Divisions

Name of the Ministries and Divisions	Grade-I			Grade-II			Grade-III			Grade-IV			Grade-V		
	Sanc.	Exist.	Vacancy	Sanc.	Exist.	Vacancy	Sanc.	Exist.	Vacancy	Sanc.	Exist.	Vacancy	Sanc.	Exist.	Vacancy
PRESIDENT'S OFFICE															
Public Division	1	2	-1	1	0	1	3	2	1	1	1	0	4	3	1
Personal Division	0	0	0	0	0	0	1	1	0	0	0	0	3	2	1
Ministry Total	1	2	-1	1	0	1	4	3	1	1	1	0	7	5	2
Prime Minister's Office															
	3	3	0	6	5	1	3	3	0	22	19	3	19	14	5
Ministry Total	3	3	0	6	5	1	3	3	0	22	19	3	19	14	5
CABINET DIVISION															
Cabinet Division	2	2	0	3	6	-3	6	15	-9	2	2	0	25	28	-3
Anti-Corruption Commission	1	1	0	0	0	0	8	7	1	0	0	0	39	33	6
Ministry Total	3	3	0	3	6	-3	14	22	-8	2	2	0	64	61	3
MINISTRY OF PUBLIC ADMINISTRATION															
Ministry of Public Administration	1	1	0	3	13	-10	5	21	-16	2	1	1	31	48	-17
Public Service Commission Secretariat	0	0	0	1	1	0	8	3	5	2	0	2	26	22	4
Ministry Total	1	1	0	4	14	-10	13	24	-11	4	1	3	57	70	-13
MINISTRY OF DEFENCE															
Ministry of Defence	1	1	0	1	5	-4	4	5	-1	0	0	0	15	17	-2
Armed Forces Division (AFD)	0	0	0	0	0	0	0	0	0	0	0	0	1	1	0
Ministry Total	1	1	0	1	5	-4	4	5	-1	0	0	0	16	18	-2
MINISTRY OF FINANCE															
Finance Division	1	1	0	4	19	-15	10	22	-12	2	2	0	32	62	-30
Economic Relations Division	1	1	0	3	9	-6	10	25	-15	24	32	-8	66	22	44
Internal Resources Division	0	0	0	1	0	1	2	3	-1	0	0	0	6	5	1
Financial Institution Division	0	0	0	0	6	-6	3	5	-2	0	0	0	9	8	1
Ministry Total	2	2	0	8	34	-26	25	55	-30	26	34	-8	113	97	16
Ministry of Foreign Affairs	15	11	4	28	14	14	81	86	-5	0	0	0	155	96	59
Ministry Total	15	11	4	28	14	14	81	86	-5	0	0	0	155	96	59

2.1 Government Servants by grade (grade-I To grade-V) in Ministries and Divisions

Name of the Ministries and Divisions	Grade-I			Grade-II			Grade-III			Grade-IV			Grade-V		
	Sanc.	Exist.	Vacancy	Sanc.	Exist.	Vacancy	Sanc.	Exist.	Vacancy	Sanc.	Exist.	Vacancy	Sanc.	Exist.	Vacancy
MINISTRY OF HOME AFFAIRS															
Public Security Division	1	1	0	1	5	-4	5	7	-2	0	0	0	15	21	-6
Security Services Division	1	1	0	1	5	-4	6	3	3	0	0	0	12	13	-1
Ministry Total	2	2	0	2	10	-8	11	10	1	0	0	0	27	34	-7
MINISTRY OF LAW, JUSTICE AND PARLIAMENTARY AFFAIRS															
Law & Justice Division	1	1	0	5	2	3	18	16	2	0	0	0	15	15	0
Legislative & Parliamentary Affairs Division	1	1	0	2	0	2	11	8	3	0	0	0	21	17	4
Parliament Secretariat	1	1	0	4	4	0	4	4	0	0	0	0	33	28	5
National Human Rights Commission	0	0	0	1	1	0	1	0	1	4	1	3	8	8	0
Bangladesh Judicial Service Commission Sect	1	1	0	0	0	0	1	1	0	2	2	0	1	1	0
Law Commission	0	0	0	2	2	0	1	1	0	0	0	0	4	4	0
Ministry Total	4	4	0	14	9	5	36	30	6	6	3	3	82	73	9
MINISTRY OF HEALTH AND FAMILY WELFARE															
Medical Edu & Family Welfare Division	1	1	0	2	7	-5	4	16	-12	0	0	0	15	18	-3
Health Services Division	1	1	0	2	16	-14	6	10	-4	1	1	0	19	29	-10
Ministry Total	2	2	0	4	23	-19	10	26	-16	1	1	0	34	47	-13
MINISTRY OF LOCAL GOVERNMENT, RURAL DEVELOPMENT AND CO-OPERATIVES															
Local Government Division	1	1	0	1	3	-2	5	12	-7	0	0	0	17	19	-2
Rural Development and Co-Operative Division	1	1	0	1	3	-2	2	3	-1	5	11	-6	2	2	0
Ministry Total	2	2	0	2	6	-4	7	15	-8	5	11	-6	19	21	-2

2.1 Government Servants by grade (grade-I To grade-V) in Ministries and Divisions

Name of the Ministries and Divisions	Grade-I			Grade-II			Grade-III			Grade-IV			Grade-V		
	Sanc.	Exist.	Vacancy	Sanc.	Exist.	Vacancy	Sanc.	Exist.	Vacancy	Sanc.	Exist.	Vacancy	Sanc.	Exist.	Vacancy
MINISTRY OF POWER ENERGY & MINERAL RESOURCES															
Power Division	1	1	0	1	6	-5	4	8	-4	0	0	0	10	21	-11
Energy And Mineral Resources Division	0	0	0	1	6	-5	4	5	-1	2	0	2	34	15	19
Ministry Total	1	1	0	2	12	-10	8	13	-5	2	0	2	44	36	8
Ministry of Industries	1	1	0	1	9	-8	5	8	-3	0	0	0	14	10	4
Ministry Total	1	1	0	1	9	-8	5	8	-3	0	0	0	14	10	4
Ministry of Agriculture	1	1	0	3	7	-4	9	13	-4	0	0	0	22	25	-3
Ministry Total	1	1	0	3	7	-4	9	13	-4	0	0	0	22	25	-3
MINISTRY OF ROAD TRANSPORT AND BRIDGES															
Road Transport and Highways Division	1	1	0	1	6	-5	7	6	1	17	11	6	2	3	-1
Bridge Division	1	1	0	0	0	0	2	2	0	0	0	0	4	3	1
Ministry Total	2	2	0	1	6	-5	9	8	1	17	11	6	6	6	0
Ministry of Railways	1	1	0	1	6	-5	4	6	-2	1	1	0	10	12	-2
Ministry Total	1	1	0	1	6	-5	4	6	-2	1	1	0	10	12	-2
MINISTRY OF PLANNING															
Planning Division	6	6	0	6	14	-8	32	22	10	1	1	0	42	55	-13
Implementation Monitoring and Evaluation Div.	1	1	0	2	2	0	10	8	2	1	1	0	29	27	2
Statistics & Informatics Division	1	1	0	1	2	-1	2	2	0	4	15	-11	1	1	0
Ministry Total	8	8	0	9	18	-9	44	32	12	6	17	-11	72	83	-11
Ministry of Textile & Jute	1	1	0	1	7	-6	4	11	-7	7	13	-6	2	1	1
Ministry Total	1	1	0	1	7	-6	4	11	-7	7	13	-6	2	1	1
Ministry of Science & Technology	1	1	0	1	4	-3	3	2	1	3	1	2	9	15	-6
Ministry Total	1	1	0	1	4	-3	3	2	1	3	1	2	9	15	-6
MINISTRY OF EDUCATION															
Secondary And Higher Education Division	1	1	0	2	5	-3	6	6	0	1	1	0	16	12	4
Technical And Madrasah Education Division	1	1	0	1	5	-4	3	5	-2	0	0	0	8	10	-2
Ministry Total	2	2	0	3	10	-7	9	11	-2	1	1	0	24	22	2

2.1 Government Servants by grade (grade-I To grade-V) in Ministries and Divisions

Name of the Ministries and Divisions	Grade-I			Grade-II			Grade-III			Grade-IV			Grade-V		
	Sanc.	Exist.	Vacancy	Sanc.	Exist.	Vacancy	Sanc.	Exist.	Vacancy	Sanc.	Exist.	Vacancy	Sanc.	Exist.	Vacancy
Ministry of Religious Affairs	1	1	0	1	3	-2	4	3	1	0	0	0	9	6	3
Ministry Total	1	1	0	1	3	-2	4	3	1	0	0	0	9	6	3
Ministry of Commerce	1	1	0	4	8	-4	7	9	-2	12	32	-20	33	33	0
Ministry Total	1	1	0	4	8	-4	7	9	-2	12	32	-20	33	33	0
Ministry of Fisheries and Livestock	1	1	0	2	4	-2	4	7	-3	0	0	0	12	13	-1
Ministry Total	1	1	0	2	4	-2	4	7	-3	0	0	0	12	13	-1
Ministry of Land	1	1	0	1	3	-2	3	5	-2	0	0	0	9	16	-7
Ministry Total	1	1	0	1	3	-2	3	5	-2	0	0	0	9	16	-7
Ministry of Food	1	1	0	1	6	-5	3	6	-3	7	12	-5	5	3	2
Ministry Total	1	1	0	1	6	-5	3	6	-3	7	12	-5	5	3	2
Ministry of Disaster Management and Relief	1	1	0	1	5	-4	2	6	-4	7	14	-7	17	7	10
Ministry Total	1	1	0	1	5	-4	2	6	-4	7	14	-7	17	7	10
MINISTRY OF INFORMATION & BROADCASTING															
Information Commission	2	2	0	1	1	0	0	0	0	2	2	0	2	2	0
Ministry of Information & Broadcasting	1	1	0	4	2	2	10	9	1	14	8	6	1	1	0
Ministry Total	3	3	0	5	3	2	10	9	1	16	10	6	3	3	0
Ministry of Water Resources	0	0	0	1	3	-2	3	3	0	0	0	0	8	12	-4
Ministry Total	0	0	0	1	3	-2	3	3	0	0	0	0	8	12	-4
Ministry of Primary and Mass Education	0	0	0	1	4	-3	3	4	-1	0	0	0	8	11	-3
Ministry Total	0	0	0	1	4	-3	3	4	-1	0	0	0	8	11	-3
Ministry of Shipping	1	1	0	1	5	-4	4	6	-2	0	0	0	12	16	-4
Ministry Total	1	1	0	1	5	-4	4	6	-2	0	0	0	12	16	-4
Ministry of Youth and Sports	1	1	0	3	3	0	5	5	0	0	0	0	9	7	2
Ministry Total	1	1	0	3	3	0	5	5	0	0	0	0	9	7	2
Ministry of Civil Aviation and Tourism	1	1	0	1	3	-2	4	3	1	0	0	0	11	12	-1
Ministry Total	1	1	0	1	3	-2	4	3	1	0	0	0	11	12	-1

2.1 Government Servants by grade (grade-I To grade-V) in Ministries and Divisions

Name of the Ministries and Divisions	Grade-I			Grade-II			Grade-III			Grade-IV			Grade-V		
	Sanc.	Exist.	Vacancy	Sanc.	Exist.	Vacancy	Sanc.	Exist.	Vacancy	Sanc.	Exist.	Vacancy	Sanc.	Exist.	Vacancy
MINISTRY OF POST, TELECOM & INFORMATION TECHNOLOGY															
Post & Telecommunication Div.	1	1	0	1	1	0	2	7	-5	0	0	0	8	10	-2
Information & Communication Technology Division	1	1	0	2	4	-2	5	4	1	1	0	1	13	18	-5
Ministry Total	2	2	0	3	5	-2	7	11	-4	1	0	1	21	28	-7
Ministry of Expatriates` Welfare and Overseas Employment															
	1	1	0	1	4	-3	3	3	0	0	0	0	10	14	-4
Ministry Total	1	1	0	1	4	-3	3	3	0	0	0	0	10	14	-4
Ministry of Environment, Forest and Climate Change															
	1	1	0	5	9	-4	0	0	0	0	0	0	13	15	-2
Ministry Total	1	1	0	5	9	-4	0	0	0	0	0	0	13	15	-2
Ministry of Housing and Public Works															
	1	1	0	1	3	-2	2	3	-1	1	2	-1	8	14	-6
Ministry Total	1	1	0	1	3	-2	2	3	-1	1	2	-1	8	14	-6
Ministry of Chattogram Hill Tracts Affairs															
	1	1	0	0	4	-4	2	1	1	0	0	0	6	7	-1
Ministry Total	1	1	0	0	4	-4	2	1	1	0	0	0	6	7	-1
Ministry of Social Welfare															
	1	1	0	1	5	-4	3	6	-3	0	0	0	10	11	-1
Ministry Total	1	1	0	1	5	-4	3	6	-3	0	0	0	10	11	-1
Ministry of Labour and Employment															
	1	1	0	1	2	-1	3	3	0	0	0	0	13	10	3
Ministry Total	1	1	0	1	2	-1	3	3	0	0	0	0	13	10	3
Ministry of Cultural Affairs															
	1	1	0	1	5	-4	3	5	-2	0	0	0	25	19	6
Ministry Total	1	1	0	1	5	-4	3	5	-2	0	0	0	25	19	6
Ministry of Liberation War Affairs															
	1	1	0	0	2	-2	2	2	0	8	10	-2	0	0	0
Ministry Total	1	1	0	0	2	-2	2	2	0	8	10	-2	0	0	0
Ministry of Women and Children Affairs															
	1	1	0	0	5	-5	4	4	0	6	14	-8	12	4	8
Ministry Total	1	1	0	0	5	-5	4	4	0	6	14	-8	12	4	8
Election Commission Secretariat															
	1	1	0	2	2	0	7	7	0	11	11	0	40	39	1
Ministry Total	1	1	0	2	2	0	7	7	0	11	11	0	40	39	1
Grand Total	78	75	3	132	301	-169	391	494	-103	173	221	-48	1090	1046	44

2.2 Government Servants by grade (grade-VI To grade-XI) in Ministries and Divisions

Name of the Ministries and Divisions	Grade-VI			Grade-VII			Grade-VIII			Grade-IX			Grade-X			Grade-XI		
	Sanc.	Exist.	Vacancy	Sanc.	Exist.	Vacancy	Sanc.	Exist.	Vacancy	Sanc.	Exist.	Vacancy	Sanc.	Exist.	Vacancy	Sanc.	Exist.	Vacancy
PRESIDENT'S OFFICE																		
Public Division	5	0	5	0	0	0	0	0	0	7	5	2	20	15	5	0	0	0
Personal Division	8	5	3	1	1	0	1	1	0	4	4	0	20	19	1	2	1	1
Ministry Total	13	5	8	1	1	0	1	1	0	11	9	2	40	34	6	2	1	1
Prime Minister's Office	14	12	2	0	0	0	0	0	0	42	22	20	82	64	18	14	4	10
Ministry Total	14	12	2	0	0	0	0	0	0	42	22	20	82	64	18	14	4	10
CABINET DIVISION																		
Cabinet Division	61	17	44	1	0	1	0	0	0	9	3	6	96	70	26	1	1	0
Anti-Corruption Commission	207	131	76	0	0	0	0	0	0	344	93	251	407	39	368	130	94	36
Ministry Total	268	148	120	1	0	1	0	0	0	353	96	257	503	109	394	131	95	36
MINISTRY OF PUBLIC ADMINISTRATION																		
Ministry of Public Administration	79	36	43	0	0	0	0	0	0	31	13	18	134	124	10	9	2	7
Public Service Commission Secretariat	37	34	3	0	0	0	0	0	0	62	42	20	113	95	18	3	1	2
Ministry Total	116	70	46	0	0	0	0	0	0	93	55	38	247	219	28	12	3	9
MINISTRY OF DEFENCE																		
Armed Forces Division (AFD)	2	2	0	0	0	0	0	0	0	1	0	1	1	1	0	1	1	0
Ministry of Defence	30	10	20	0	0	0	0	0	0	6	5	1	55	45	10	1	0	1
Ministry Total	32	12	20	0	0	0	0	0	0	7	5	2	56	46	10	2	1	1
MINISTRY OF FINANCE																		
Finance Division	3	3	0	0	0	0	0	0	0	94	32	62	176	161	15	10	1	9
Economic Relations Division	3	2	1	2	1	1	0	0	0	3	1	2	114	98	16	49	37	12
Internal Resources Division	14	5	9	0	0	0	0	0	0	5	3	2	21	16	5	0	0	0
Financial Institution Division	25	8	17	0	0	0	0	0	0	3	0	3	36	13	23	2	2	0
Ministry Total	45	18	27	2	1	1	0	0	0	105	36	69	347	288	59	61	40	21
Ministry of Foreign Affairs	205	73	132	0	0	0	0	0	0	60	92	-32	476	371	105	0	0	0
Ministry Total	205	73	132	0	0	0	0	0	0	60	92	-32	476	371	105	0	0	0

2.2 Government Servants by grade (grade-VI To grade-XI) in Ministries and Divisions

Name of the Ministries and Divisions	Grade-VI			Grade-VII			Grade-VIII			Grade-IX			Grade-X			Grade-XI		
	Sanc.	Exist.	Vacancy	Sanc.	Exist.	Vacancy	Sanc.	Exist.	Vacancy	Sanc.	Exist.	Vacancy	Sanc.	Exist.	Vacancy	Sanc.	Exist.	Vacancy
MINISTRY OF HOME AFFAIRS																		
Public Security Division	36	14	22	0	0	0	0	0	0	4	3	1	58	46	12	6	6	0
Security Services Division	52	24	28	0	0	0	0	0	0	4	3	1	69	46	23	0	0	0
Ministry Total	88	38	50	0	0	0	0	0	0	8	6	2	127	92	35	6	6	0
MINISTRY OF LAW, JUSTICE AND PARLIAMENTARY AFFAIRS																		
Law & Justice Division	8	6	2	0	0	0	0	0	0	5	1	4	54	47	7	1	0	1
Legislative & Parliamentary Affairs Division	31	17	14	0	0	0	0	0	0	39	17	22	40	34	6	0	0	0
Parliament Secretariat	71	53	18	0	0	0	0	0	0	130	98	32	202	144	58	18	13	5
National Human Rights Commission	0	0	0	0	0	0	0	0	0	21	2	19	4	3	1	0	0	0
Bangladesh Judicial Service Commission Sect	4	4	0	0	0	0	1	1	0	1	0	1	0	0	0	5	4	1
Law Commission	2	2	0	0	0	0	0	0	0	2	2	0	0	0	0	3	3	0
Ministry Total	116	82	34	0	0	0	1	1	0	198	120	78	300	228	72	27	20	7
MINISTRY OF HEALTH AND FAMILY WELFARE																		
Medical Education & Family Welfare Division	1	1	0	0	0	0	0	0	0	34	7	27	51	26	25	0	0	0
Health Services Division	46	16	30	0	0	0	0	0	0	4	4	0	78	61	17	8	4	4
Ministry Total	47	17	30	0	0	0	0	0	0	38	11	27	129	87	42	8	4	4
MINISTRY OF LOCAL GOVERNMENT, RURAL DEVELOPMENT & CO-OPERATIVES																		
Local Government Division	45	16	29	0	0	0	0	0	0	4	3	1	66	51	15	0	0	0
Rural Development and Co-Operative Division	15	6	9	1	1	0	0	0	0	3	3	0	25	25	0	0	0	0
Ministry Total	60	22	38	1	1	0	0	0	0	7	6	1	91	76	15	0	0	0

2.2 Government Servants by grade (grade-VI To grade-XI) in Ministries and Divisions

Name of the Ministries and Divisions	Grade-VI			Grade-VII			Grade-VIII			Grade-IX			Grade-X			Grade-XI		
	Sanc.	Exist.	Vacancy	Sanc.	Exist.	Vacancy	Sanc.	Exist.	Vacancy	Sanc.	Exist.	Vacancy	Sanc.	Exist.	Vacancy	Sanc.	Exist.	Vacancy
MINISTRY OF POWER, ENERGY & MINERAL RESOURCES																		
Power Division	10	3	7	0	0	0	0	0	0	9	3	6	33	21	12	0	0	0
Energy And Mineral Resources Division	1	1	0	1	1	0	0	0	0	2	0	2	42	29	13	8	4	4
Ministry Total	11	4	7	1	1	0	0	0	0	11	3	8	75	50	25	8	4	4
Ministry of Industries	37	18	19	1	1	0	0	0	0	4	2	2	57	52	5	36	29	7
Ministry Total	37	18	19	1	1	0	0	0	0	4	2	2	57	52	5	36	29	7
Ministry of Agriculture	47	11	36	0	0	0	0	0	0	17	13	4	68	63	5	0	0	0
Ministry Total	47	11	36	0	0	0	0	0	0	17	13	4	68	63	5	0	0	0
MINISTRY OF ROAD TRANSPORT AND BRIDGES																		
Road Transport and Highways Division	37	13	24	3	2	1	0	0	0	1	1	0	56	46	10	17	14	3
Bridge Division	6	3	3	0	0	0	0	0	0	3	1	2	12	0	12	9	3	6
Ministry Total	43	16	27	3	2	1	0	0	0	4	2	2	68	46	22	26	17	9
Ministry of Railways	22	4	18	0	0	0	0	0	0	4	10	-6	33	10	23	0	0	0
Ministry Total	22	4	18	0	0	0	0	0	0	4	10	-6	33	10	23	0	0	0
MINISTRY OF PLANNING																		
Planning Division	65	53	12	0	0	0	0	0	0	73	14	59	138	125	13	3	3	0
Implementation Monitoring and Evaluation Division	40	30	10	0	0	0	0	0	0	49	21	28	60	16	44	3	1	2
Statistics & Informatics Division	14	10	4	0	0	0	0	0	0	3	2	1	20	16	4	2	2	0
Ministry Total	119	93	26	0	0	0	0	0	0	125	37	88	218	157	61	8	6	2
Ministry of Textile & Jute	20	15	5	0	0	0	0	0	0	3	2	1	35	25	10	0	0	0
Ministry Total	20	15	5	0	0	0	0	0	0	3	2	1	35	25	10	0	0	0

2.2 Government Servants by grade (grade-VI To grade-XI) in Ministries and Divisions

Name of the Ministries and Divisions	Grade-VI			Grade-VII			Grade-VIII			Grade-IX			Grade-X			Grade-XI		
	Sanc.	Exist.	Vacancy	Sanc.	Exist.	Vacancy	Sanc.	Exist.	Vacancy	Sanc.	Exist.	Vacancy	Sanc.	Exist.	Vacancy	Sanc.	Exist.	Vacancy
Ministry of Science & Technology	28	9	19	0	0	0	0	0	0	3	1	2	42	38	4	0	0	0
Ministry Total	28	9	19	0	0	0	0	0	0	3	1	2	42	38	4	0	0	0
MINISTRY OF EDUCATION																		
Secondary And Higher Education Division	38	13	25	1	0	1	0	0	0	7	5	2	64	22	42	0	0	0
Technical And Madrasah Education Division	21	13	8	0	0	0	0	0	0	3	0	3	34	23	11	0	0	0
Ministry Total	59	26	33	1	0	1	0	0	0	10	5	5	98	45	53	0	0	0
Ministry of Religious Affairs	17	11	6	0	0	0	0	0	0	3	3	0	29	17	12	15	15	0
Ministry Total	17	11	6	0	0	0	0	0	0	3	3	0	29	17	12	15	15	0
Ministry of Commerce	36	21	15	6	3	3	0	0	0	6	2	4	86	57	29	39	38	1
Ministry Total	36	21	15	6	3	3	0	0	0	6	2	4	86	57	29	39	38	1
Ministry of Fisheries and Livestock	29	3	26	0	0	0	0	0	0	3	2	1	36	20	16	0	0	0
Ministry Total	29	3	26	0	0	0	0	0	0	3	2	1	36	20	16	0	0	0
Ministry of Land	18	6	12	0	0	0	0	0	0	4	6	-2	36	28	8	17	6	11
Ministry Total	18	6	12	0	0	0	0	0	0	4	6	-2	36	28	8	17	6	11
Ministry of Food	28	17	11	0	0	0	1	0	1	17	12	5	36	25	11	13	12	1
Ministry Total	28	17	11	0	0	0	1	0	1	17	12	5	36	25	11	13	12	1
Ministry of Disaster Management and Relief	2	1	1	9	5	4	1	1	0	3	0	3	39	38	1	31	21	10
Ministry Total	2	1	1	9	5	4	1	1	0	3	0	3	39	38	1	31	21	10

2.2 Government Servants by grade (grade-VI To grade-XI) in Ministries and Divisions

Name of the Ministries and Divisions	Grade-VI			Grade-VII			Grade-VIII			Grade-IX			Grade-X			Grade-XI		
	Sanc.	Exist.	Vacancy	Sanc.	Exist.	Vacancy	Sanc.	Exist.	Vacancy	Sanc.	Exist.	Vacancy	Sanc.	Exist.	Vacancy	Sanc.	Exist.	Vacancy
MINISTRY OF INFORMATION & BROADCASTING																		
Information Commission	4	2	2	0	0	0	0	0	0	7	6	1	5	4	1	4	3	1
Ministry of Information & Broadcasting	21	4	17	0	0	0	0	0	0	11	9	2	46	39	7	0	0	0
Ministry Total	25	6	19	0	0	0	0	0	0	18	15	3	51	43	8	4	3	1
Ministry of Water Resources	1	1	0	0	0	0	0	0	0	24	11	13	26	24	2	0	0	0
Ministry Total	1	1	0	0	0	0	0	0	0	24	11	13	26	24	2	0	0	0
Ministry of Primary and Mass Education	20	16	4	0	0	0	0	0	0	7	5	2	29	14	15	1	1	0
Ministry Total	20	16	4	0	0	0	0	0	0	7	5	2	29	14	15	1	1	0
Ministry of Shipping	25	6	19	0	0	0	0	0	0	3	3	0	38	32	6	3	0	3
Ministry Total	25	6	19	0	0	0	0	0	0	3	3	0	38	32	6	3	0	3
Ministry of Youth and Sports	16	12	4	0	0	0	0	0	0	3	2	1	21	16	5	0	0	0
Ministry Total	16	12	4	0	0	0	0	0	0	3	2	1	21	16	5	0	0	0
Ministry of Civil Aviation and Tourism	22	7	15	0	0	0	0	0	0	3	2	1	39	26	13	0	0	0
Ministry Total	22	7	15	0	0	0	0	0	0	3	2	1	39	26	13	0	0	0
MINISTRY OF POST, TELECOMMUNICATIONS AND INFORMATION TECHNOLOGY																		
Post & Telecommunication Division.	19	2	17	0	2	-2	0	0	0	3	2	1	30	21	9	0	0	0
Information & Communication Tech Division	30	11	19	0	0	0	0	0	0	5	2	3	45	22	23	1	1	0
Ministry Total	49	13	36	0	2	-2	0	0	0	8	4	4	75	43	32	1	1	0
Ministry of Expatriates` Welfare and Overseas Employment	29	10	19	0	0	0	0	0	0	3	3	0	37	21	16	1	0	1
Ministry Total	29	10	19	0	0	0	0	0	0	3	3	0	37	21	16	1	0	1

2.2 Government Servants by grade (grade-VI To grade-XI) in Ministries and Divisions

Name of the Ministries and Divisions	Grade-VI			Grade-VII			Grade-VIII			Grade-IX			Grade-X			Grade-XI		
	Sanc.	Exist.	Vacancy	Sanc.	Exist.	Vacancy	Sanc.	Exist.	Vacancy	Sanc.	Exist.	Vacancy	Sanc.	Exist.	Vacancy	Sanc.	Exist.	Vacancy
Ministry of Environment, Forest and Climate Change	31	8	23	0	0	0	0	0	0	3	3	0	42	22	20	3	2	1
Ministry Total	31	8	23	0	0	0	0	0	0	3	3	0	42	22	20	3	2	1
Ministry of Housing and Public Works	20	7	13	0	0	0	0	0	0	3	2	1	32	18	14	0	0	0
Ministry Total	20	7	13	0	0	0	0	0	0	3	2	1	32	18	14	0	0	0
Ministry of Chattogram Hill Tracts Affairs	1	0	1	0	0	0	0	0	0	15	6	9	18	17	1	0	0	0
Ministry Total	1	0	1	0	0	0	0	0	0	15	6	9	18	17	1	0	0	0
Ministry of Social Welfare	18	6	12	0	0	0	0	0	0	3	3	0	30	16	14	0	0	0
Ministry Total	18	6	12	0	0	0	0	0	0	3	3	0	30	16	14	0	0	0
Ministry of Labour and Employment	29	12	17	0	0	0	0	0	0	4	2	2	38	34	4	0	0	0
Ministry Total	29	12	17	0	0	0	0	0	0	4	2	2	38	34	4	0	0	0
Ministry of Cultural Affairs	2	2	0	0	0	0	0	0	0	3	1	2	29	27	2	1	1	0
Ministry Total	2	2	0	0	0	0	0	0	0	3	1	2	29	27	2	1	1	0
Ministry of Liberation War Affairs	12	16	-4	0	0	0	0	0	0	5	1	4	20	18	2	8	4	4
Ministry Total	12	16	-4	0	0	0	0	0	0	5	1	4	20	18	2	8	4	4
Ministry of Women and Children Affairs	7	9	-2	1	1	0	0	0	0	13	7	6	28	20	8	9	1	8
Ministry Total	7	9	-2	1	1	0	0	0	0	13	7	6	28	20	8	9	1	8
Election Commission Secretariat	121	117	4	0	0	0	0	0	0	626	492	134	573	48	525	0	0	0
Ministry Total	121	117	4	0	0	0	0	0	0	626	492	134	573	48	525	0	0	0
Grand Total	1948	1000	948	27	18	9	4	3	1	1883	1120	763	4480	2724	1756	487	335	152

2.3 Government Servants by grade (grade-XII To grade-XVII) in Ministries and Divisions

Name of the Ministries and Divisions	Grade-XII			Grade-XIII			Grade-XIV			Grade-XV			Grade-XVI			Grade-XVII		
	Sanc.	Exist.	Vacancy	Sanc.	Exist.	Vacancy	Sanc.	Exist.	Vacancy	Sanc.	Exist.	Vacancy	Sanc.	Exist.	Vacancy	Sanc.	Exist.	Vacancy
PRESIDENT'S OFFICE																		
Public Division	2	0	2	5	0	5	4	1	3	15	6	9	1	0	1	0	0	0
Personal Division	0	0	0	11	5	6	6	4	2	1	1	0	32	19	13	2	2	0
Ministry Total	2	0	2	16	5	11	10	5	5	16	7	9	33	19	14	2	2	0
Prime Minister's Office	4	2	2	15	12	3	6	4	2	127	121	6	41	35	6	0	0	0
Ministry Total	4	2	2	15	12	3	6	4	2	127	121	6	41	35	6	0	0	0
CABINET DIVISION																		
Cabinet Division	1	1	0	43	29	14	1	1	0	0	0	0	54	17	37	0	0	0
Anti-Corruption Commission	0	0	0	14	8	6	221	128	93	157	66	91	186	147	39	0	0	0
Ministry Total	1	1	0	57	37	20	222	129	93	157	66	91	240	164	76	0	0	0
MINISTRY OF PUBLIC ADMINISTRATION																		
Ministry of Public Administration	6	5	1	85	63	22	3	1	2	0	0	0	59	46	13	0	0	0
Public Service Commission Secretariat	0	0	0	40	17	23	7	3	4	0	0	0	138	104	34	1	0	1
Ministry Total	6	5	1	125	80	45	10	4	6	0	0	0	197	150	47	1	0	1
MINISTRY OF DEFENCE																		
Armed Forces Division (AFD)	0	0	0	3	3	0	0	0	0	0	0	0	3	3	0	0	0	0
Ministry of Defence	1	1	0	24	20	4	1	1	0	1	1	0	21	16	5	0	0	0
Ministry Total	1	1	0	27	23	4	1	1	0	1	1	0	24	19	5	0	0	0
MINISTRY OF FINANCE																		
Finance Division	2	1	1	53	43	10	0	0	0	0	0	0	96	89	7	1	1	0
Economic Relations Division	9	2	7	2	1	1	1	0	1	1	0	1	51	28	23	0	0	0
Internal Resources Division	1	1	0	8	2	6	1	0	1	1	1	0	10	9	1	0	0	0
Financial Institution Division	0	0	0	24	17	7	1	0	1	0	0	0	4	3	1	0	0	0
Ministry Total	12	4	8	87	63	24	3	0	3	2	1	1	161	129	32	1	1	0
Ministry of Foreign Affairs	0	0	0	9	2	7	0	0	0	82	65	17	64	43	21	0	0	0
Ministry Total	0	0	0	9	2	7	0	0	0	82	65	17	64	43	21	0	0	0

2.3 Government Servants by grade (grade-XII To grade-XVII) in Ministries and Divisions

Name of the Ministries and Divisions	Grade-XII			Grade-XIII			Grade-XIV			Grade-XV			Grade-XVI			Grade-XVII		
	Sanc.	Exist.	Vacancy	Sanc.	Exist.	Vacancy	Sanc.	Exist.	Vacancy	Sanc.	Exist.	Vacancy	Sanc.	Exist.	Vacancy	Sanc.	Exist.	Vacancy
MINISTRY OF HOME AFFAIRS																		
Public Security Division	1	1	0	16	13	3	1	0	1	0	0	0	24	9	15	0	0	0
Security Services Division	1	1	0	21	13	8	1	1	0	0	0	0	68	62	6	0	0	0
Ministry Total	2	2	0	37	26	11	2	1	1	0	0	0	92	71	21	0	0	0
MINISTRY OF LAW, JUSTICE AND PARLIAMENTARY AFFAIRS																		
Law & Justice Division	0	0	0	18	13	5	3	2	1	0	0	0	45	26	19	0	0	0
Legislative & Parliamentary Affairs Division	1	1	0	36	20	16	1	1	0	0	0	0	21	18	3	0	0	0
Parliament Secretariat	7	5	2	42	23	19	114	64	50	72	63	9	204	155	49	208	157	51
National Human Rights Commission	0	0	0	9	9	0	0	0	0	3	3	0	14	9	5	0	0	0
Bangladesh Judicial Service Commission Sect	0	0	0	7	6	1	9	5	4	0	0	0	5	5	0	1	1	0
Law Commission	0	0	0	4	4	0	1	1	0	0	0	0	7	7	0	0	0	0
Ministry Total	8	6	2	116	75	41	128	73	55	75	66	9	296	220	76	209	158	51
MINISTRY OF HEALTH AND FAMILY WELFARE																		
Medical Education & Family Welfare Division	1	0	1	19	14	5	5	4	1	0	0	0	25	19	6	0	0	0
Health Services Division	1	1	0	22	18	4	2	2	0	0	0	0	45	46	-1	0	0	0
Ministry Total	2	1	1	41	32	9	7	6	1	0	0	0	70	65	5	0	0	0
MINISTRY OF LOCAL GOVERNMENT, RURAL DEVELOPMENT & CO-OPERATIVES																		
Local Government Division	0	0	0	45	43	2	1	1	0	0	0	0	7	7	0	1	1	0
Rural Development and Co-Operative Division	1	1	0	3	1	2	10	3	7	2	2	0	12	8	4	0	0	0
Ministry Total	1	1	0	48	44	4	11	4	7	2	2	0	19	15	4	1	1	0

2.3 Government Servants by grade (grade-XII To grade-XVII) in Ministries and Divisions

Name of the Ministries and Divisions	Grade-XII			Grade-XIII			Grade-XIV			Grade-XV			Grade-XVI			Grade-XVII		
	Sanc.	Exist.	Vacancy	Sanc.	Exist.	Vacancy	Sanc.	Exist.	Vacancy	Sanc.	Exist.	Vacancy	Sanc.	Exist.	Vacancy	Sanc.	Exist.	Vacancy
MINISTRY OF POWER ENERGY & MINERAL RESOURCES																		
Power Division	0	0	0	11	7	4	1	0	1	0	0	0	16	14	2	0	0	0
Energy And Mineral Resources Division	4	3	1	0	0	0	2	1	1	0	0	0	19	15	4	0	0	0
Ministry Total	4	3	1	11	7	4	3	1	2	0	0	0	35	29	6	0	0	0
Ministry of Industries	0	0	0	0	0	0	1	1	0	0	0	0	18	16	2	1	1	0
Ministry Total	0	0	0	0	0	0	1	1	0	0	0	0	18	16	2	1	1	0
Ministry of Agriculture	10	6	4	50	13	37	1	1	0	0	0	0	30	20	10	1	1	0
Ministry Total	10	6	4	50	13	37	1	1	0	0	0	0	30	20	10	1	1	0
MINISTRY OF ROAD TRANSPORT AND BRIDGES																		
Road Transport and Highways Division	1	1	0	11	9	2	2	1	1	0	0	0	26	20	6	1	1	0
Bridge Division	0	0	0	19	14	5	20	9	11	1	1	0	34	29	5	0	0	0
Ministry Total	1	1	0	30	23	7	22	10	12	1	1	0	60	49	11	1	1	0
Ministry of Railways	1	1	0	13	11	2	0	0	0	0	0	0	16	10	6	0	0	0
Ministry Total	1	1	0	13	11	2	0	0	0	0	0	0	16	10	6	0	0	0
MINISTRY OF PLANNING																		
Planning Division	1	0	1	74	65	9	3	2	1	0	0	0	35	29	6	2	1	1
Implementation Monitoring and Evaluation Div.	0	0	0	19	15	4	2	1	1	5	3	2	64	59	5	1	1	0
Statistics & Informatics Division	0	0	0	6	3	3	1	1	0	0	0	0	17	9	8	0	0	0
Ministry Total	1	0	1	99	83	16	6	4	2	5	3	2	116	97	19	3	2	1
Ministry of Textile & Jute	1	1	0	15	10	5	1	0	1	0	0	0	13	9	4	0	0	0
Ministry Total	1	1	0	15	10	5	1	0	1	0	0	0	13	9	4	0	0	0

2.3 Government Servants by grade (grade-XII To grade-XVII) in Ministries and Divisions

Name of the Ministries and Divisions	Grade-XII			Grade-XIII			Grade-XIV			Grade-XV			Grade-XVI			Grade-XVII		
	Sanc.	Exist.	Vacancy	Sanc.	Exist.	Vacancy	Sanc.	Exist.	Vacancy	Sanc.	Exist.	Vacancy	Sanc.	Exist.	Vacancy	Sanc.	Exist.	Vacancy
Ministry of Science & Technology	2	2	0	19	18	1	1	1	0	3	0	3	19	18	1	0	0	0
Ministry Total	2	2	0	19	18	1	1	1	0	3	0	3	19	18	1	0	0	0
MINISTRY OF EDUCATION																		
Secondary And Higher Education Division	1	0	1	39	30	9	1	0	1	0	0	0	22	0	22	0	0	0
Technical And Madrasah Education Division	2	2	0	15	14	1	1	1	0	0	0	0	14	12	2	0	0	0
Ministry Total	3	2	1	54	44	10	2	1	1	0	0	0	36	12	24	0	0	0
Ministry of Religious Affairs	1	1	0	0	0	0	1	1	0	0	0	0	7	7	0	1	1	0
Ministry Total	1	1	0	0	0	0	1	1	0	0	0	0	7	7	0	1	1	0
Ministry of Commerce	0	0	0	0	0	0	1	1	0	5	5	0	22	19	3	0	0	0
Ministry Total	0	0	0	0	0	0	1	1	0	5	5	0	22	19	3	0	0	0
Ministry of Fisheries and Livestock	1	1	0	17	14	3	1	0	1	0	0	0	13	12	1	0	0	0
Ministry Total	1	1	0	17	14	3	1	0	1	0	0	0	13	12	1	0	0	0
Ministry of Land	0	0	0	3	0	3	4	2	2	0	0	0	7	4	3	1	0	1
Ministry Total	0	0	0	3	0	3	4	2	2	0	0	0	7	4	3	1	0	1
Ministry of Food	0	0	0	8	6	2	2	1	1	0	0	0	13	12	1	0	0	0
Ministry Total	0	0	0	8	6	2	2	1	1	0	0	0	13	12	1	0	0	0
Ministry of Disaster Management and Relief	1	1	0	10	2	8	3	0	3	0	0	0	27	14	13	4	4	0
Ministry Total	1	1	0	10	2	8	3	0	3	0	0	0	27	14	13	4	4	0

2.3 Government Servants by grade (grade-XII To grade-XVII) in Ministries and Divisions

Name of the Ministries and Divisions	Grade-XII			Grade-XIII			Grade-XIV			Grade-XV			Grade-XVI			Grade-XVII		
	Sanc.	Exist.	Vacancy	Sanc.	Exist.	Vacancy	Sanc.	Exist.	Vacancy	Sanc.	Exist.	Vacancy	Sanc.	Exist.	Vacancy	Sanc.	Exist.	Vacancy
MINISTRY OF INFORMATION & BROADCASTING																		
Information Commission	0	0	0	2	2	0	7	6	1	0	0	0	31	21	10	0	0	0
Ministry of Information & Broadcasting	1	1	0	42	27	15	1	0	1	0	0	0	18	11	7	0	0	0
Ministry Total	1	1	0	44	29	15	8	6	2	0	0	0	49	32	17	0	0	0
Ministry of Water Resources	1	1	0	4	2	2	13	11	2	0	0	0	10	10	0	2	2	0
Ministry Total	1	1	0	4	2	2	13	11	2	0	0	0	10	10	0	2	2	0
Ministry of Primary and Mass Education	0	0	0	15	15	0	1	1	0	0	0	0	10	8	2	0	0	0
Ministry Total	0	0	0	15	15	0	1	1	0	0	0	0	10	8	2	0	0	0
Ministry of Shipping	1	1	0	10	5	5	1	1	0	2	1	1	25	19	6	1	1	0
Ministry Total	1	1	0	10	5	5	1	1	0	2	1	1	25	19	6	1	1	0
Ministry of Youth and Sports	0	0	0	12	9	3	1	1	0	0	0	0	10	9	1	0	0	0
Ministry Total	0	0	0	12	9	3	1	1	0	0	0	0	10	9	1	0	0	0
Ministry of Civil Aviation and Tourism	0	0	0	14	13	1	1	1	0	0	0	0	15	10	5	1	1	0
Ministry Total	0	0	0	14	13	1	1	1	0	0	0	0	15	10	5	1	1	0
MINISTRY OF POST, TELECOMMUNICATION AND INFORMATION TECHNOLOGY																		
Post & Telecommunication Div.	1	0	1	13	8	5	1	0	1	0	0	0	19	14	5	0	0	0
Information & Communication Tech Div.	0	0	0	6	2	4	1	0	1	0	0	0	28	18	10	1	1	0
Ministry Total	1	0	1	19	10	9	2	0	2	0	0	0	47	32	15	1	1	0
Ministry Of Expatriates` Welfare and Overseas Employment	0	0	0	8	6	2	1	1	0	0	0	0	23	18	5	0	0	0
Ministry Total	0	0	0	8	6	2	1	1	0	0	0	0	23	18	5	0	0	0

2.3 Government Servants by grade (grade-XII To grade-XVII) in Ministries and Divisions

Name of the Ministries and Divisions	Grade-XII			Grade-XIII			Grade-XIV			Grade-XV			Grade-XVI			Grade-XVII		
	Sanc.	Exist.	Vacancy	Sanc.	Exist.	Vacancy	Sanc.	Exist.	Vacancy	Sanc.	Exist.	Vacancy	Sanc.	Exist.	Vacancy	Sanc.	Exist.	Vacancy
Ministry of Environment, Forest and Climate Change	0	0	0	0	0	0	17	15	2	0	0	0	21	12	9	0	0	0
Ministry Total	0	0	0	0	0	0	17	15	2	0	0	0	21	12	9	0	0	0
Ministry of Housing and Public Works	1	1	0	17	16	1	1	0	1	0	0	0	9	7	2	1	1	0
Ministry Total	1	1	0	17	16	1	1	0	1	0	0	0	9	7	2	1	1	0
Ministry of Chattogram Hill Tracts Affairs	1	1	0	11	3	8	1	0	1	0	0	0	4	4	0	0	0	0
Ministry Total	1	1	0	11	3	8	1	0	1	0	0	0	4	4	0	0	0	0
Ministry of Social Welfare	5	5	0	12	9	3	1	1	0	0	0	0	9	7	2	1	1	0
Ministry Total	5	5	0	12	9	3	1	1	0	0	0	0	9	7	2	1	1	0
Ministry of Labour and Employment	0	0	0	3	2	1	13	7	6	0	0	0	19	15	4	0	0	0
Ministry Total	0	0	0	3	2	1	13	7	6	0	0	0	19	15	4	0	0	0
Ministry of Cultural Affairs	0	0	0	12	7	5	1	1	0	0	0	0	14	8	6	0	0	0
Ministry Total	0	0	0	12	7	5	1	1	0	0	0	0	14	8	6	0	0	0
Ministry of Liberation War Affairs	1	1	0	0	0	0	6	6	0	0	0	0	10	2	8	0	0	0
Ministry Total	1	1	0	0	0	0	6	6	0	0	0	0	10	2	8	0	0	0
Ministry of Women and Children Affairs	3	0	3	6	2	4	3	2	1	0	0	0	11	2	9	0	0	0
Ministry Total	3	0	3	6	2	4	3	2	1	0	0	0	11	2	9	0	0	0
Election Commission Secretariate	1	0	1	59	42	17	335	263	72	0	0	0	1170	526	644	5	4	1
Ministry Total	1	0	1	59	42	17	335	263	72	0	0	0	1170	526	644	5	4	1
Grand Total	81	53	28	1153	800	353	855	568	287	478	339	139	3125	1979	1146	238	183	55

2.4 Government Servants by grade (grade-XVIII To grade-XX, and Fixed & Others) in Ministries and Divisions

Name of the Ministries and Divisions	Grade-XVIII			Grade-XIX			Grade-XX			Fixed & Others			Total		
	Sanc.	Exist.	Vacancy	Sanc.	Exist.	Vacancy	Sanc.	Exist.	Vacancy	Sanc.	Exist.	Vacancy	Sanc.	Exist.	Vacancy
PRESIDENT'S OFFICE															
Public Division	0	0	0	2	2	0	30	13	17	0	0	0	101	50	51
Personal Division	8	5	3	0	0	0	115	86	29	0	0	0	215	156	59
Ministry Total	8	5	3	2	2	0	145	99	46	0	0	0	316	206	110
Prime Minister's Office	0	0	0	27	20	7	161	133	28	3	2	1	589	475	114
Ministry Total	0	0	0	27	20	7	161	133	28	3	2	1	589	475	114
CABINET DIVISION															
Cabinet Division	1	0	1	4	2	2	107	66	41	1	1	0	418	261	157
Anti-Corruption Commission	0	0	0	4	4	0	425	220	205	0	0	0	2143	971	1172
Ministry Total	1	0	1	8	6	2	532	286	246	1	1	0	2561	1232	1329
MINISTRY OF PUBLIC ADMINISTRATION															
Ministry of Public Administration	0	0	0	7	5	2	139	104	35	0	0	0	594	483	111
Public Service Commission Secretariat	13	13	0	0	0	0	167	120	47	0	0	0	618	455	163
Ministry Total	13	13	0	7	5	2	306	224	82	0	0	0	1212	938	274
MINISTRY OF DEFENCE															
Armed Forces Division (AFD)	0	0	0	0	0	0	50	50	0	0	0	0	62	61	1
Ministry of Defence	0	0	0	2	2	0	66	47	19	0	0	0	229	176	53
Ministry Total	0	0	0	2	2	0	116	97	19	0	0	0	291	237	54
MINISTRY OF FINANCE															
Finance Division	7	4	3	3	2	1	110	95	15	0	0	0	604	538	66
Economic Relations Division	0	0	0	0	0	0	110	91	19	0	0	0	449	350	99
Internal Resources Division	0	0	0	3	3	0	19	9	10	1	1	0	93	58	35
Financial Institution Division	0	0	0	0	0	0	35	4	31	1	1	0	143	67	76
Ministry Total	7	4	3	6	5	1	274	199	75	2	2	0	1289	1013	276

2.4 Government Servants by grade (grade-XVIII To grade-XX, and Fixed & Others) in Ministries and Divisions

Name of the Ministries and Divisions	Grade-XVIII			Grade-XIX			Grade-XX			Fixed & Others			Total		
	Sanc.	Exist.	Vacancy	Sanc.	Exist.	Vacancy	Sanc.	Exist.	Vacancy	Sanc.	Exist.	Vacancy	Sanc.	Exist.	Vacancy
Ministry of Foreign Affairs	8	7	1	9	7	2	126	101	25	1	1	0	1319	969	350
Ministry Total	8	7	1	9	7	2	126	101	25	1	1	0	1319	969	350
MINISTRY OF HOME AFFAIRS															
Public Security Division	1	1	0	0	0	0	47	32	15	0	0	0	216	159	57
Security Services Division	0	0	0	1	0	1	40	32	8	0	0	0	277	204	73
Ministry Total	1	1	0	1	0	1	87	64	23	0	0	0	493	363	130
MINISTRY OF LAW, JUSTICE AND PARLIAMENTARY AFFAIRS															
Law & Justice Division	1	1	0	0	0	0	54	35	19	0	0	0	228	165	63
Legislative & Parliamentary Affairs Division	0	0	0	1	1	0	58	50	8	0	0	0	263	185	78
Parliament Secretariat	0	0	0	0	0	0	287	173	114	0	0	0	1397	985	412
National Human Rights Commission	0	0	0	0	0	0	24	22	2	0	0	0	89	58	31
Bangladesh Judicial Service Commission Sect	2	2	0	0	0	0	10	8	2	0	0	0	50	41	9
Law Commission	0	0	0	2	2	0	9	9	0	0	0	0	37	37	0
Ministry Total	3	3	0	3	3	0	442	297	145	0	0	0	2064	1471	593
MINISTRY OF HEALTH AND FAMILY WELFARE															
Medical Edu & Family Welfare Division	0	0	0	0	0	0	43	39	4	0	0	0	201	152	49
Health Services Division	0	0	0	0	0	0	69	56	13	0	0	0	304	265	39
Ministry Total	0	0	0	0	0	0	112	95	17	0	0	0	505	417	88

2.4 Government Servants by grade (grade-XVIII To grade-XX, and Fixed & Others) in Ministries and Divisions

Name of the Ministries and Divisions	Grade-XVIII			Grade-XIX			Grade-XX			Fixed & Others			Total		
	Sanc.	Exist.	Vacancy	Sanc.	Exist.	Vacancy	Sanc.	Exist.	Vacancy	Sanc.	Exist.	Vacancy	Sanc.	Exist.	Vacancy
MINISTRY OF LOCAL GOVERNMENT, RURAL DEVELOPMENT & CO-OPERATIVES															
Local Government Division	0	0	0	0	0	0	63	60	3	0	0	0	256	217	39
Rural Development and Co-Operative Division	0	0	0	0	0	0	30	13	17	0	0	0	113	83	30
MINISTRY TOTAL	0	0	0	0	0	0	93	73	20	0	0	0	369	300	69
MINISTRY OF POWER ENERGY & MINERAL RESOURCES															
Power Division	1	1	0	0	0	0	28	25	3	0	0	0	125	110	15
Energy And Mineral Resources Div	0	0	0	0	0	0	33	29	4	1	1	0	154	110	44
Ministry Total	1	1	0	0	0	0	61	54	7	1	1	0	279	220	59
Ministry of Industries	0	0	0	0	0	0	64	51	13	0	0	0	240	199	41
Ministry Total	0	0	0	0	0	0	64	51	13	0	0	0	240	199	41
Ministry of Agriculture	2	2	0	2	2	0	69	39	30	0	0	0	332	217	115
Ministry Total	2	2	0	2	2	0	69	39	30	0	0	0	332	217	115
MINISTRY OF ROAD TRANSPORT AND BRIDGES															
Road Transport and Highways Division	0	0	0	0	0	0	56	50	6	0	0	0	239	185	54
Bridge Division	0	0	0	10	9	1	34	28	6	0	0	0	155	103	52
Ministry Total	0	0	0	10	9	1	90	78	12	0	0	0	394	288	106
Ministry of Railways	0	0	0	1	1	0	28	26	2	0	0	0	135	99	36
Ministry Total	0	0	0	1	1	0	28	26	2	0	0	0	135	99	36
MINISTRY OF PLANNING															
Planning Division	7	5	2	3	0	3	168	157	11	0	0	0	659	552	107
Implementation/Monitoring and Evaluation Div.	0	0	0	0	0	0	53	43	10	0	0	0	339	229	110
Statistics & Informatics Division	0	0	0	3	3	0	25	18	7	0	0	0	100	85	15
Ministry Total	7	5	2	6	3	3	246	218	28	0	0	0	1098	866	232

2.4 Government Servants by grade (grade-XVIII To grade-XX, and Fixed & Others) in Ministries and Divisions

Name of the Ministries and Divisions	Grade-XVIII			Grade-XIX			Grade-XX			Fixed & Others			Total		
	Sanc.	Exist.	Vacancy	Sanc.	Exist.	Vacancy	Sanc.	Exist.	Vacancy	Sanc.	Exist.	Vacancy	Sanc.	Exist.	Vacancy
Ministry of Textile & Jute	0	0	0	2	2	0	37	22	15	0	0	0	142	119	23
Ministry Total	0	0	0	2	2	0	37	22	15	0	0	0	142	119	23
Ministry of Science & Technology	0	0	0	0	0	0	56	43	13	0	0	0	190	153	37
Ministry Total	0	0	0	0	0	0	56	43	13	0	0	0	190	153	37
MINISTRY OF EDUCATION															
Secondary And Higher Education Division	0	0	0	0	0	0	66	33	33	0	0	0	265	128	137
Technical And Madrasah Education Division	0	0	0	0	0	0	34	33	1	0	0	0	137	119	18
Ministry Total	0	0	0	0	0	0	100	66	34	0	0	0	402	247	155
Ministry of Religious Affairs	0	0	0	0	0	0	31	31	0	0	0	0	120	100	20
Ministry Total	0	0	0	0	0	0	31	31	0	0	0	0	120	100	20
Ministry of Commerce	0	0	0	1	1	0	65	37	28	0	0	0	324	267	57
Ministry Total	0	0	0	1	1	0	65	37	28	0	0	0	324	267	57
Ministry of Fisheries and Livestock	3	2	1	0	0	0	31	24	7	0	0	0	153	103	50
Ministry Total	3	2	1	0	0	0	31	24	7	0	0	0	153	103	50
Ministry of Land	0	0	0	1	0	1	41	18	23	0	0	0	146	95	51
Ministry Total	0	0	0	1	0	1	41	18	23	0	0	0	146	95	51
Ministry of Food	0	0	0	1	1	0	34	31	3	0	0	0	170	145	25
Ministry Total	0	0	0	1	1	0	34	31	3	0	0	0	170	145	25
Ministry of Disaster Management and Relief	0	0	0	30	18	12	0	0	0	0	0	0	188	138	50
Ministry Total	0	0	0	30	18	12	0	0	0	0	0	0	188	138	50

2.4 Government Servants by grade (grade-XVIII To grade-XX, and Fixed & Others) in Ministries and Divisions

Name of the Ministries and Divisions	Grade-XVIII			Grade-XIX			Grade-XX			Fixed & Others			Total		
	Sanc.	Exist.	Vacancy	Sanc.	Exist.	Vacancy	Sanc.	Exist.	Vacancy	Sanc.	Exist.	Vacancy	Sanc.	Exist.	Vacancy
MINISTRY OF INFORMATION & BROADCASTING															
Information Commission	0	0	0	2	2	0	6	6	0	1	1	0	76	60	16
Ministry of Information & Broadcasting	0	0	0	1	1	0	47	31	16	0	0	0	218	144	74
Ministry Total	0	0	0	3	3	0	53	37	16	1	1	0	294	204	90
Ministry of Water Resources	0	0	0	0	0	0	32	27	5	1	1	0	126	108	18
Ministry Total	0	0	0	0	0	0	32	27	5	1	1	0	126	108	18
Ministry of Primary and Mass Education	0	0	0	0	0	0	27	14	13	1	1	0	123	94	29
Ministry Total	0	0	0	0	0	0	27	14	13	1	1	0	123	94	29
Ministry of Shipping	0	0	0	2	2	0	42	30	12	0	0	0	171	129	42
Ministry Total	0	0	0	2	2	0	42	30	12	0	0	0	171	129	42
Ministry of Youth and Sports	0	0	0	1	1	0	21	20	1	0	0	0	103	86	17
Ministry Total	0	0	0	1	1	0	21	20	1	0	0	0	103	86	17
Ministry of Civil Aviation and Tourism	1	1	0	0	0	0	38	32	6	0	0	0	151	112	39
Ministry Total	1	1	0	0	0	0	38	32	6	0	0	0	151	112	39
MINISTRY OF POST, TELECOM & INFORMATION TECHNOLOGY															
Post & Telecommunication Div.	0	0	0	0	0	0	37	18	19	0	0	0	135	86	49
Information & Communication Tech Div.	0	0	0	0	0	0	48	19	29	0	0	0	187	103	84
Ministry Total	0	0	0	0	0	0	85	37	48	0	0	0	322	189	133
Ministry of Expatriates` Welfare and Overseas Employment.	0	0	0	1	0	1	31	17	14	0	0	0	149	98	51
Ministry Total	0	0	0	1	0	1	31	17	14	0	0	0	149	98	51

2.4 Government Servants by grade (grade-XVIII To grade-XX, and Fixed & Others) in Ministries and Divisions

Name of the Ministries and Divisions	Grade-XVIII			Grade-XIX			Grade-XX			Fixed & Others			Total		
	Sanc.	Exist.	Vacancy	Sanc.	Exist.	Vacancy	Sanc.	Exist.	Vacancy	Sanc.	Exist.	Vacancy	Sanc.	Exist.	Vacancy
Ministry of Environment, Forest and Climate Change	0	0	0	3	3	0	45	34	11	0	0	0	184	124	60
Ministry Total	0	0	0	3	3	0	45	34	11	0	0	0	184	124	60
Ministry of Housing and Public Works	0	0	0	0	0	0	34	26	8	0	0	0	131	101	30
Ministry Total	0	0	0	0	0	0	34	26	8	0	0	0	131	101	30
Ministry of Chattogram Hill Tracts Affairs	0	0	0	3	2	1	18	12	6	0	0	0	81	58	23
Ministry Total	0	0	0	3	2	1	18	12	6	0	0	0	81	58	23
Ministry of Social Welfare	0	0	0	1	1	0	34	20	14	0	0	0	129	92	37
Ministry Total	0	0	0	1	1	0	34	20	14	0	0	0	129	92	37
Ministry of Labour and Employment	0	0	0	33	23	10	0	0	0	0	0	0	157	111	46
Ministry Total	0	0	0	33	23	10	0	0	0	0	0	0	157	111	46
Ministry of Cultural Affairs	0	0	0	2	2	0	31	20	11	0	0	0	125	99	26
Ministry Total	0	0	0	2	2	0	31	20	11	0	0	0	125	99	26
Ministry of Liberation War Affairs	0	0	0	4	3	1	23	19	4	0	0	0	100	85	15
Ministry Total	0	0	0	4	3	1	23	19	4	0	0	0	100	85	15
Ministry of Women and Children Affairs	0	0	0	1	0	1	23	7	16	0	0	0	128	79	49
Ministry Total	0	0	0	1	0	1	23	7	16	0	0	0	128	79	49
Election Commission Secretariat	14	0	14	0	0	0	949	690	259	0	0	0	3914	2242	1672
Ministry Total	14	0	14	0	0	0	949	690	259	0	0	0	3914	2242	1672
Grand Total	69	44	25	173	127	46	4833	3448	1385	11	10	1	21709	14888	6821

Chapter-3

Government Servants by Grade in Departments and Directorates

3.1 Government Servants by grade (grade-I To grade-V) in Departments and Directorates

Department/Directorates	Grade-I			Grade-II			Grade-III			Grade-IV			Grade-V		
	Sanc.	Exist.	Vacancy	Sanc.	Exist.	Vacancy	Sanc.	Exist.	Vacancy	Sanc.	Exist.	Vacancy	Sanc.	Exist.	Vacancy
PRIME MINISTER'S OFFICE															
Bureau of Ngo Affairs	0	0	0	0	0	0	1	1	0	0	0	0	3	3	0
National Security Intelligence	1	1	0	10	10	0	0	0	0	16	14	2	494	253	241
Special Security Force	0	0	0	0	0	0	0	0	0	0	0	0	0	0	0
Ministry Total	1	1	0	10	10	0	1	1	0	16	14	2	497	256	241
MINISTRY OF PUBLIC ADMINISTRATION															
Department of Government Transport	0	0	0	1	1	0	0	0	0	1	1	0	1	3	-2
Department of Printing and Publications	1	1	0	0	0	0	0	0	0	0	0	0	7	7	0
Ministry Total	1	1	0	1	1	0	0	0	0	1	1	0	8	10	-2
MINISTRY OF DEFENCE															
AHQ, AGS BR (PA DTE)	0	0	0	0	0	0	0	0	0	0	0	0	2	0	2
AHQ, E IN C'S BR. WORKS DTE	0	0	0	0	0	0	1	0	1	8	8	0	0	0	0
AHQ, GS BR. SD DTE	0	0	0	0	0	0	0	0	0	0	0	0	2	0	2
Armed Forces Food & Drugs Lab	0	0	0	0	0	0	0	0	0	0	0	0	1	0	1
Armed Forces Institute of Pathology (AFIP), Dhaka Cantonment	0	0	0	0	0	0	0	0	0	0	0	0	0	0	0
Armed Forces Medical College	0	0	0	0	0	0	0	0	0	0	0	0	0	0	0
Armed Forces Medical Institute, Dhaka Cantt.	0	0	0	0	0	0	0	0	0	0	0	0	0	0	0
Armed Forces Medical Stores Depot Dhaka Cantt.	0	0	0	0	0	0	0	0	0	0	0	0	0	0	0
Bangladesh Air Force	0	0	0	0	0	0	0	0	0	2	0	2	11	2	9
Bangladesh Armed Services Board (BASB)	0	0	0	0	0	0	0	0	0	0	0	0	48	9	39

3.1 Government Servants by grade (grade-I To grade-V) in Departments and Directorates

Department/Directorates	Grade-I			Grade-II			Grade-III			Grade-IV			Grade-V		
	Sanc.	Exist.	Vacancy	Sanc.	Exist.	Vacancy	Sanc.	Exist.	Vacancy	Sanc.	Exist.	Vacancy	Sanc.	Exist.	Vacancy
MINISTRY OF DEFENCE															
Bangladesh Meteorological Department	0	0	0	0	0	0	1	0	1	0	0	0	7	2	5
Bangladesh Ordnance Factories	0	0	0	0	0	0	2	0	2	3	1	2	0	0	0
Controller General of Defence Finance	1	1	0	0	0	0	5	5	0	1	1	0	16	10	6
Defence Services Command & Staff College	0	0	0	0	0	0	0	0	0	0	0	0	0	0	0
Deptt of Cypher	0	0	0	0	0	0	0	0	0	0	0	0	1	1	0
Director General of Forcess Intelligence (DGFI)	0	0	0	0	0	0	1	1	0	2	2	0	7	7	0
Dte General of Medical Services	0	0	0	0	0	0	0	0	0	0	0	0	1	1	0
Dte General of Defence Purchase	0	0	0	0	0	0	0	0	0	0	0	0	0	0	0
Dte of Bd National Cadet Corps	0	0	0	1	1	0	0	0	0	0	0	0	1	0	1
Dte of Civilian Personnel (NAVAL HQ)	0	0	0	0	0	0	0	0	0	1	1	0	12	7	5
Dte of Inter Service Pub Relation	0	0	0	0	0	0	0	0	0	0	0	0	1	1	0
DW (ARMY)	0	0	0	1	1	0	1	1	0	9	11	-2	0	0	0
DW And CE (AIR) Kurmitola	0	0	0	0	0	0	1	1	0	2	2	0	7	3	4
DW And CE (NAVY)	0	0	0	0	0	0	0	0	0	2	3	-1	0	0	0
Inter Services Selection Board (ISSB)	0	0	0	0	0	0	0	0	0	0	0	0	0	0	0
Military Inst of Science & Technology	0	0	0	0	0	0	18	3	15	25	0	25	0	0	0
MODC Records, Rajendrapur Cantt	0	0	0	0	0	0	0	0	0	0	0	0	0	0	0
National Defence College, Mirpur	0	0	0	0	0	0	2	0	2	0	0	0	1	0	1
Office of the Chief Admin Officer	0	0	0	0	0	0	2	2	0	5	5	0	18	16	2
Survey of Bangladesh	0	0	0	1	0	1	0	0	0	0	0	0	2	2	0
The Department of Military Lands and Cantonments (DMLC)	0	0	0	1	1	0	2	2	0	0	0	0	24	20	4
Ministry Total	1	1	0	4	3	1	36	15	21	60	34	26	162	81	81

3.1 Government Servants by grade (grade-I To grade-V) in Departments and Directorates

Department/Directorates	Grade-I			Grade-II			Grade-III			Grade-IV			Grade-V		
	Sanc.	Exist.	Vacancy	Sanc.	Exist.	Vacancy	Sanc.	Exist.	Vacancy	Sanc.	Exist.	Vacancy	Sanc.	Exist.	Vacancy
MINISTRY OF FINANCE															
FINANCE DIVISION															
Controller General of Accounts	1	1	0	0	0	0	0	0	0	17	16	1	55	39	16
Office of the Comptroller & Auditor General of Bangladesh	2	2	0	21	22	-1	8	8	0	0	0	0	48	46	2
Ministry Total	3	3	0	21	22	-1	8	8	0	17	16	1	103	85	18
INTERNAL RESOURCES DIVISION															
Custom Excise Appellate Tribunal	4	4	0	0	0	0	5	4	1	0	0	0	0	0	0
Directorate of National Savings	0	0	0	1	1	0	0	0	0	0	0	0	5	3	2
National Board of Revenue (Board of Admin)	15	12	3	2	2	0	4	4	0	31	25	6	13	5	8
National Board of Revenue (Excise & Vat)	0	0	0	0	0	0	34	34	0	59	42	17	59	33	26
National Board of Revenue (Taxes)	0	0	0	0	0	0	41	39	2	72	59	13	109	105	4
Taxes Appellate Tribunal	0	0	0	1	1	0	15	14	1	0	0	0	0	0	0
Ministry Total	19	16	3	4	4	0	99	95	4	162	126	36	186	146	40
MINISTRY OF HOME AFFAIRS															
PUBLIC SECURITY DIVISION															
Ansar And VDP Department	1	1	0	2	2	0	0	0	0	12	7	5	68	46	22
Bangladesh Coast Guard	0	0	0	0	0	0	0	0	0	0	0	0	1	0	1
Bangladesh Police	2	1	1	20	13	7	88	62	26	215	116	99	637	638	-1
Border Guard Bangladesh	0	0	0	1	1	0	0	0	0	0	0	0	3	3	0
Investigation Agency, International Crimes Tribunal, Bangladesh	1	0	1	2	2	0	1	0	1	0	0	0	0	0	0
National Telecommunication Monitoring Centre	0	0	0	0	0	0	1	1	0	1	1	0	8	7	1
Ministry Total	4	2	2	25	18	7	90	63	27	228	124	104	717	694	23

3.1 Government Servants by grade (grade-I To grade-V) in Departments and Directorates

Department/Directorates	Grade-I			Grade-II			Grade-III			Grade-IV			Grade-V		
	Sanc.	Exist.	Vacancy	Sanc.	Exist.	Vacancy	Sanc.	Exist.	Vacancy	Sanc.	Exist.	Vacancy	Sanc.	Exist.	Vacancy
MINISTRY OF HOME AFFAIRS															
SECURITY SERVICES DIVISION															
Department of Fire Services & Civil Defence	0	0	0	0	0	0	1	1	0	0	0	0	3	3	0
Department of Immigration & Passport	0	0	0	1	1	0	2	2	0	9	8	1	0	0	0
Department of Narcotics Control	0	0	0	1	1	0	2	2	0	5	4	1	19	9	10
Directorate of Prisons	0	0	0	1	1	0	0	0	0	2	1	1	9	8	1
Ministry Total	0	0	0	3	3	0	5	5	0	16	13	3	31	20	11
MINISTRY OF LAW JUSTICE AND PARLIAMENTARY AFFAIRS															
LAW & JUSTICE DIVISION															
Administrator General, Official Trustee & Official Receiver Office	0	0	0	0	0	0	1	0	1	0	0	0	0	0	0
Attorney General Office	0	0	0	0	0	0	0	0	0	0	0	0	0	0	0
Bangladesh Bar Council	0	0	0	1	1	0	1	1	0	0	0	0	0	0	0
Department of Registration	1	1	0	0	0	0	0	0	0	0	0	0	7	6	1
International Crimes Tribunal (ICT-BD), Dhaka	1	1	0	0	0	0	0	0	0	1	1	0	3	3	0
Judicial Administration Training Institute	1	1	0	2	2	0	2	2	0	0	0	0	0	0	0
Lower Court of Law and Justice Division	62	62	0	406	374	32	72	72	0	68	68	0	1036	1036	0
National Legal Aid Services Organisation	1	1	0	1	1	0	0	0	0	0	0	0	2	2	0
Supreme Court Appellate Division	1	1	0	1	1	0	1	0	1	0	0	0	4	3	1
Supreme Court High Court Division	2	1	1	4	4	0	6	5	1	0	0	0	12	12	0
Ministry Total	69	68	1	415	383	32	83	80	3	69	69	0	1064	1062	2

3.1 Government Servants by grade (grade-I To grade-V) in Departments and Directorates

Department/Directorates	Grade-I			Grade-II			Grade-III			Grade-IV			Grade-V		
	Sanc.	Exist.	Vacancy	Sanc.	Exist.	Vacancy	Sanc.	Exist.	Vacancy	Sanc.	Exist.	Vacancy	Sanc.	Exist.	Vacancy
MINISTRY OF HEALTH AND FAMILY WELFARE															
MEDICAL EDUCATION & FAMILY WELFARE DIVISION															
Directorate General of Family Planning	1	1	0	0	0	0	0	0	0	16	0	16	82	63	19
Directorate General of Medical Education (DGME)	0	0	0	1	1	0	12	11	1	13	3	10	16	8	8
Directorate General of Nursing and Midwifery	0	0	0	0	0	0	1	1	0	16	9	7	25	2	23
National Institute of Population Research & Training (NIPORT)	0	0	0	1	1	0	3	3	0	0	0	0	1	1	0
Ministry Total	1	1	0	2	2	0	16	15	1	45	12	33	124	74	50
HEALTH SERVICES DIVISION															
Directorate General of Drug Administration (DGDA)	1	1	0	0	0	0	11	0	11	0	0	0	31	11	20
Directorate General of Health Services (DGHS)	1	1	0	5	3	2	953	520	433	1573	1150	423	1028	760	268
Health Economics Unit	0	0	0	1	1	0	0	0	0	2	2	0	4	3	1
Health Engineering Department (HED)	0	0	0	1	1	0	1	1	0	11	11	0	1	1	0
National Electro Medical Equipment Maintenance Workshop and Training Centre (NEMEMW & TC)	0	0	0	0	0	0	0	0	0	1	1	0	0	0	0
Transport & Equipment Maintenance Organization (TEMO)	0	0	0	0	0	0	0	0	0	0	0	0	0	0	0
Ministry Total	2	2	0	7	5	2	965	521	444	1587	1164	423	1064	775	289

3.1 Government Servants by grade (grade-I To grade-V) in Departments and Directorates

Department/Directorates	Grade-I			Grade-II			Grade-III			Grade-IV			Grade-V		
	Sanc.	Exist.	Vacancy	Sanc.	Exist.	Vacancy	Sanc.	Exist.	Vacancy	Sanc.	Exist.	Vacancy	Sanc.	Exist.	Vacancy
MINISTRY OF LOCAL GOVERNMENT RURAL DEVELOPMENT AND CO-OPERATIVES															
LOCAL GOVERNMENT DIVISION															
Dhaka Mosquito Control Office	0	0	0	0	0	0	0	0	0	0	0	0	1	1	0
Local Government Engineering Department	1	1	0	0	0	0	15	15	0	36	34	2	182	175	7
National Institute of Local Government (NILG)	0	0	0	1	1	0	0	0	0	4	3	1	4	4	0
Office of The Registrar General, Birth and Death Registration	0	0	0	1	1	0	1	1	0	1	1	0	1	0	1
Public Health Engineering Department	1	1	0	0	0	0	3	2	1	16	5	11	91	9	82
Ministry Total	2	2	0	2	2	0	19	18	1	57	43	14	279	189	90
RURAL DEVELOPMENT AND CO-OPERATIVE DIVISION															
Department of Co-operatives	0	0	0	1	1	0	0	0	0	5	2	3	19	19	0
Ministry Total	0	0	0	1	1	0	0	0	0	5	2	3	19	19	0
MINISTRY OF POWER, ENERGY AND MINERAL RESOURCES															
POWER DIVISION															
Office of the Chief Electric Inspector	0	0	0	0	0	0	1	1	0	0	0	0	0	0	0
Ministry Total	0	0	0	0	0	0	1	1	0	0	0	0	0	0	0
ENERGY AND MINERAL RESOURCES DIVISION															
Bangladesh Petroleum Institute	0	0	0	1	1	0	1	1	0	2	0	2	0	0	0
Bureau of Mineral Development	0	0	0	0	0	0	1	1	0	0	0	0	2	1	1
Department of Explosives	0	0	0	0	0	0	0	0	0	0	0	0	1	1	0
Geological Survey of Bangladesh	0	0	0	1	0	1	2	1	1	20	19	1	0	0	0
Ministry Total	0	0	0	2	1	1	4	3	1	22	19	3	3	2	1

3.1 Government Servants by grade (grade-I To grade-V) in Departments and Directorates

Department/Directorates	Grade-I			Grade-II			Grade-III			Grade-IV			Grade-V		
	Sanc.	Exist.	Vacancy	Sanc.	Exist.	Vacancy	Sanc.	Exist.	Vacancy	Sanc.	Exist.	Vacancy	Sanc.	Exist.	Vacancy
MINISTRY OF INDUSTRIES															
Department of Patents, Design and Trademarks	0	0	0	1	1	0	0	0	0	0	0	0	4	3	1
National Productivity Organisation	0	0	0	1	1	0	0	0	0	0	0	0	0	0	0
Office of the Chief Inspector of Boilers	0	0	0	0	0	0	0	0	0	0	0	0	1	1	0
Ministry Total	0	0	0	2	2	0	0	0	0	0	0	0	5	4	1
MINISTRY OF AGRICULTURE															
Agriculture Information Service	0	0	0	0	0	0	0	0	0	1	1	0	2	2	0
Cotton Development Board	1	1	0	0	0	0	3	2	1	4	0	4	5	3	2
Department of Agricultural Marketing	0	0	0	1	1	0	0	0	0	2	1	1	13	9	4
Department of Agriculture Extension	1	1	0	8	8	0	29	29	0	18	17	1	337	287	50
Seed Certification Agency	0	0	0	1	1	0	9	1	8	0	0	0	78	52	26
Soil Resources Development Institute	0	0	0	2	1	1	19	9	10	73	26	47	0	0	0
Ministry Total	2	2	0	12	11	1	60	41	19	98	45	53	435	353	82
MINISTRY OF ROAD TRANSPORT AND BRIDGES															
ROAD TRANSPORT AND HIGHWAYS DIVISION															
Roads Department	1	1	0	0	0	0	16	8	8	53	44	9	135	110	25
Ministry Total	1	1	0	0	0	0	16	8	8	53	44	9	135	110	25
MINISTRY OF RAILWAYS															
Bangladesh Railway	1	1	0	19	19	0	29	22	7	57	50	7	128	91	37
Railway Inspection Department	0	0	0	0	0	0	0	0	0	1	1	0	0	0	0
Ministry Total	1	1	0	19	19	0	29	22	7	58	51	7	128	91	37

3.1 Government Servants by grade (grade-I To grade-V) in Departments and Directorates

Department/Directorates	Grade-I			Grade-II			Grade-III			Grade-IV			Grade-V		
	Sanc.	Exist.	Vacancy	Sanc.	Exist.	Vacancy	Sanc.	Exist.	Vacancy	Sanc.	Exist.	Vacancy	Sanc.	Exist.	Vacancy
MINISTRY OF PLANNING															
STATISTICS & INFORMATICS DIVISION															
Bangladesh Bureau of Statistics	0	0	0	1	1	0	1	0	1	9	9	0	20	19	1
Ministry Total	0	0	0	1	1	0	1	0	1	9	9	0	20	19	1
MINISTRY OF TEXTILE AND JUTE															
Department of Jute	0	0	0	1	1	0	2	1	1	0	0	0	0	0	0
Department of Textile	0	0	0	1	1	0	20	0	20	0	0	0	46	4	42
Ministry Total	0	0	0	2	2	0	22	1	21	0	0	0	46	4	42
MINISTRY OF SCIENCE AND TECHNOLOGY															
National Museum of Science & Technology	0	0	0	0	0	0	1	1	0	1	1	0	1	1	0
Ministry Total	0	0	0	0	0	0	1	1	0	1	1	0	1	1	0
MINISTRY OF EDUCATION															
SECONDARY AND HIGHER EDUCATION DIVISION															
Bangladesh Bureau of Educational Information & Statistics (BANBEIS)	0	0	0	1	1	0	0	0	0	3	1	2	3	0	3
Directorate of Inspection and Audit	0	0	0	0	0	0	1	1	0	1	1	0	4	4	0
Directorate of Secondary & Higher Education	1	1	0	0	0	0	1070	1052	18	0	0	0	2271	2136	135
Education Engineering Department	0	0	0	1	1	0	1	1	0	14	11	3	2	0	2
National Academy for Educational Management (NAEM)	0	0	0	1	1	0	4	4	0	0	0	0	7	6	1
Ministry Total	1	1	0	3	3	0	1076	1058	18	18	13	5	2287	2146	141

3.1 Government Servants by grade (grade-I To grade-V) in Departments and Directorates

Department/Directorates	Grade-I			Grade-II			Grade-III			Grade-IV			Grade-V		
	Sanc.	Exist.	Vacancy	Sanc.	Exist.	Vacancy	Sanc.	Exist.	Vacancy	Sanc.	Exist.	Vacancy	Sanc.	Exist.	Vacancy
MINISTRY OF EDUCATION															
TECHNICAL AND MADRASAH EDUCATION DIVISION															
Directorate of Madrasah Education	0	0	0	1	1	0	0	0	0	0	0	0	2	2	0
Directorate of Technical Education	0	0	0	1	1	0	29	10	19	52	27	25	287	72	215
Ministry Total	0	0	0	2	2	0	29	10	19	52	27	25	289	74	215
MINISTRY OF RELIGIOUS AFFAIRS															
Bangladesh Hazz office, Jeddah	0	0	0	0	0	0	0	0	0	0	0	0	2	2	0
Hazz office Dhaka	0	0	0	0	0	0	1	1	0	0	0	0	0	0	0
Ministry Total	0	0	0	0	0	0	1	1	0	0	0	0	2	2	0
MINISTRY OF COMMERCE															
Directorate of National Consumers Right Protection	0	0	0	1	1	0	3	0	3	0	0	0	14	10	4
Office of the Chief Controller of Imports and Exports	0	0	0	1	1	0	1	1	0	3	3	0	2	1	1
Registrar of Joint Stock Companies & Firms	0	0	0	1	1	0	1	1	0	0	0	0	0	0	0
World Trade Organization (WTO) Cell	0	0	0	0	1	-1	0	2	-2	0	0	0	0	3	-3
Ministry Total	0	0	0	3	4	-1	5	4	1	3	3	0	16	14	2
MINISTRY OF FISHERIES AND LIVESTOCK															
Department of Fisheries and Livestock Information office	0	0	0	0	0	0	0	0	0	2	2	0	0	0	0
Department of Fisheries Bangladesh	1	1	0	0	0	0	9	4	5	28	25	3	154	145	9
Department of Livestock Services	1	1	0	0	0	0	56	23	33	16	1	15	394	379	15
Ministry Total	2	2	0	0	0	0	65	27	38	46	28	18	548	524	24

3.1 Government Servants by grade (grade-I To grade-V) in Departments and Directorates

Department/Directorates	Grade-I			Grade-II			Grade-III			Grade-IV			Grade-V		
	Sanc.	Exist.	Vacancy	Sanc.	Exist.	Vacancy	Sanc.	Exist.	Vacancy	Sanc.	Exist.	Vacancy	Sanc.	Exist.	Vacancy
MINISTRY OF LAND															
Controller of Accounts (Revenue)	0	0	0	0	0	0	0	0	0	0	0	0	0	0	0
Department of Land Records and Survey's	1	1	0	0	0	0	3	3	0	9	6	3	21	21	0
Land Administration Training Centre	0	0	0	0	0	0	1	1	0	2	1	1	1	0	1
Ministry Total	1	1	0	0	0	0	4	4	0	11	7	4	22	21	1
Ministry Of Food															
Directorate General of Food	0	0	0	2	1	1	1	1	0	9	9	0	26	24	2
Ministry Total	0	0	0	2	1	1	1	1	0	9	9	0	26	24	2
MINISTRY OF DISASTER MANAGEMENT AND RELIEF															
Department of Disaster Management	0	0	0	1	1	0	0	0	0	27	20	7	2	2	0
Ministry Total	0	0	0	1	1	0	0	0	0	27	20	7	2	2	0
MINISTRY OF INFORMATION AND BROADCASTING															
Department of Films and Publications	0	0	0	1	1	0	0	0	0	0	0	0	5	5	0
Department of Mass Communication	0	0	0	1	1	0	0	0	0	0	0	0	11	8	3
Press Information Department	1	1	0	0	0	0	2	2	0	4	3	1	21	10	11
Ministry Total	1	1	0	2	2	0	2	2	0	4	3	1	37	23	14
MINISTRY OF WATER RESOURCES															
Department of Bangladesh Haor and Wetlands Development	0	0	0	1	1	0	0	0	0	3	3	0	1	0	1
Ministry Total	0	0	0	1	1	0	0	0	0	3	3	0	1	0	1

3.1 Government Servants by grade (grade-I To grade-V) in Departments and Directorates

Department/Directorates	Grade-I			Grade-II			Grade-III			Grade-IV			Grade-V		
	Sanc.	Exist.	Vacancy	Sanc.	Exist.	Vacancy	Sanc.	Exist.	Vacancy	Sanc.	Exist.	Vacancy	Sanc.	Exist.	Vacancy
MINISTRY OF PRIMARY AND MASS EDUCATION															
Bureau of Non-Formal Education	0	0	0	1	1	0	2	1	1	3	2	1	1	1	0
Compulsory Primary Education Implementation Monitoring Unit	0	0	0	1	0	1	0	0	0	10	4	6	0	0	0
Department of Primary Education	1	1	0	1	1	0	6	4	2	3	2	1	25	17	8
National Academy for Primary Education, Mymensingh	0	0	0	0	0	0	0	0	0	1	1	0	8	5	3
Ministry Total	1	1	0	3	2	1	8	5	3	17	9	8	34	23	11
MINISTRY OF SHIPPING															
Department of Shipping, Inspector of Inland Ships	0	0	0	1	1	0	2	1	1	38	15	23	15	1	14
Directorate of Seamen & Immigration Welfare, Chattogram	0	0	0	0	0	0	0	0	0	0	0	0	1	1	0
Government Shipping Office, Chattogram	0	0	0	0	0	0	0	0	0	0	0	0	0	0	0
Mercantile Marine Department, Chattogram	0	0	0	0	0	0	1	0	1	4	4	0	0	0	0
Ministry Total	0	0	0	1	1	0	3	1	2	42	19	23	16	2	14
MINISTRY OF YOUTH AND SPORTS															
Department of Youth Development	0	0	0	0	0	0	1	1	0	0	0	0	6	4	2
Directorate of Sports	0	0	0	0	0	0	0	0	0	7	5	2	0	0	0
Ministry Total	0	0	0	0	0	0	1	1	0	7	5	2	6	4	2
MINISTRY OF POST TELECOMMUNICATIONS AND INFORMATION TECHNOLOGY															
POST & TELECOMMUNICATION DIVISION															
Bangladesh Post Office	1	1	0	0	0	0	13	10	3	12	12	0	20	12	8
Bangladesh Telecommunication Regulatory Commission	0	0	0	0	0	0	7	7	0	13	10	3	38	32	6
Department of Telecommunications	0	0	0	1	0	1	25	24	1	54	38	16	157	119	38
Ministry Total	1	1	0	1	0	1	45	41	4	79	60	19	215	163	52

3.1 Government Servants by grade (grade-I To grade-V) in Departments and Directorates

Department/Directorates	Grade-I			Grade-II			Grade-III			Grade-IV			Grade-V		
	Sanc.	Exist.	Vacancy	Sanc.	Exist.	Vacancy	Sanc.	Exist.	Vacancy	Sanc.	Exist.	Vacancy	Sanc.	Exist.	Vacancy
INFORMATION & COMMUNICATION															
TECH DIVISION															
Department of Information & Communication Technology (DOICT)	0	0	0	1	1	0	2	2	0	2	2	0	4	2	2
Office of the Controller of The Certifying Authority	0	0	0	0	0	0	1	1	0	0	0	0	4	2	2
Ministry Total	0	0	0	1	1	0	3	3	0	2	2	0	8	4	4
MINISTRY OF EXPATRIATES` WELFARE AND OVERSEAS EMPLOYMENT															
Bureau of Manpower Employment & Training	0	0	0	1	1	0	2	2	0	2	2	0	9	7	2
Ministry Total	0	0	0	1	1	0	2	2	0	2	2	0	9	7	2
MINISTRY OF ENVIRONMENT, FOREST AND CLIMATE CHANGE															
Bangladesh Forest Research Inst, Ctg	0	0	0	1	0	1	2	1	1	18	9	9	0	0	0
Bangladesh National Herbarium	0	0	0	0	0	0	1	0	1	3	1	2	0	0	0
Department of Forest	1	0	1	0	0	0	4	0	4	11	11	0	68	59	9
Department of Environment	1	1	0	0	0	0	1	1	0	23	23	0	0	0	0
Ministry Total	2	1	1	1	0	1	8	2	6	55	44	11	68	59	9
MINISTRY OF HOUSING AND PUBLIC WORKS															
Department of Architecture	0	0	0	1	0	1	2	1	1	9	9	0	34	23	11
Directorate of Internal Audit	0	0	0	0	0	0	0	0	0	0	0	0	1	1	0
Directorate of Government Accommodation	0	0	0	0	0	0	0	0	0	0	0	0	1	1	0
Public Works Department	1	1	0	0	0	0	16	15	1	47	40	7	162	161	1
Urban Development Directorate	0	0	0	1	0	1	0	0	0	2	1	1	0	0	0
Ministry Total	1	1	0	2	0	2	18	16	2	58	50	8	198	186	12

3.1 Government Servants by grade (grade-I To grade-V) in Departments and Directorates

Department/Directorates	Grade-I			Grade-II			Grade-III			Grade-IV			Grade-V		
	Sanc.	Exist.	Vacancy	Sanc.	Exist.	Vacancy	Sanc.	Exist.	Vacancy	Sanc.	Exist.	Vacancy	Sanc.	Exist.	Vacancy
MINISTRY OF SOCIAL WELFARE															
Department of Social Services	0	0	0	1	1	0	0	0	0	12	9	3	17	17	0
Ministry Total	0	0	0	1	1	0	0	0	0	12	9	3	17	17	0
MINISTRY OF LABOUR AND EMPLOYMENT															
Department of Inspection for Factories and Establishments	0	0	0	1	1	0	1	1	0	0	0	0	4	4	0
Department of Labour	0	0	0	1	1	0	1	0	1	0	0	0	10	4	6
Ministry Total	0	0	0	2	2	0	2	1	1	0	0	0	14	8	6
MINISTRY OF CULTURAL AFFAIRS															
Bangladesh Copy Right Office Dhaka	0	0	0	0	0	0	1	1	0	0	0	0	1	1	0
Department of Archaeology	0	0	0	0	0	0	1	1	0	1	0	1	0	0	0
Department of Archives & Library	0	0	0	1	1	0	2	1	1	0	0	0	0	0	0
Department of Public Library	0	0	0	0	0	0	1	1	0	6	2	4	10	6	4
Ministry Total	0	0	0	1	1	0	5	4	1	7	2	5	11	7	4
MINISTRY OF WOMEN AND CHILDREN AFFAIRS															
Department of DNA Laboratory Management	0	0	0	1	1	0	0	0	0	0	0	0	1	1	0
Department of Women Affairs	0	0	0	0	0	0	1	1	0	1	1	0	1	1	0
Ministry Total	0	0	0	1	1	0	1	1	0	1	1	0	2	2	0
Grand Total	117	110	7	562	514	48	2735	2082	653	2959	2103	856	8855	7307	1548

3.2 Government Servants by grade (grade-VI To grade-XI) in Departments and Directorates

Departments and Directorates	Grade-VI			Grade-VII			Grade-VII			Grade-IX			Grade-X			Grade-XI		
	Sanc.	Exist.	Vacancy	Sanc.	Exist.	Vacancy	Sanc.	Exist.	Vacancy	Sanc.	Exist.	Vacancy	Sanc.	Exist.	Vacancy	Sanc.	Exist.	Vacancy
PRIME MINISTER'S OFFICE																		
Bureau of NGO Affairs	3	2	1	0	0	0	0	0	0	8	5	3	3	2	1	2	2	0
National Security Intelligence	224	208	16	0	0	0	0	0	0	0	0	0	508	345	163	8	4	4
Special Security Force	1	0	1	0	0	0	0	0	0	4	1	3	4	1	3	11	0	11
Ministry Total	228	210	18	0	0	0	0	0	0	12	6	6	515	348	167	21	6	15
MINISTRY OF PUBLIC ADMINISTRATION																		
Department of Government Transport	2	2	0	0	0	0	0	0	0	4	3	1	4	2	2	13	11	2
Department of Printing and Publication	3	0	3	0	0	0	0	0	0	13	6	7	31	22	9	0	0	0
Ministry Total	5	2	3	0	0	0	0	0	0	17	9	8	35	24	11	13	11	2
MINISTRY OF DEFENCE																		
AHQ, Aqs Br (Pa Dte)	13	0	13	0	0	0	0	0	0	67	12	55	453	233	220	468	384	84
AHQ, E In C's Br. Works Dte	22	22	0	9	0	9	0	0	0	66	6	60	648	360	288	6	1	5
AHQ. Gs Br. Sd Dte	13	0	13	0	0	0	0	0	0	67	11	56	671	434	237	325	254	71
Armed Forces Food & Drugs Lab	1	0	1	0	0	0	0	0	0	0	0	0	0	0	0	7	5	2
Armed Forces Institute of Pathology (AFIP), Dhaka Cantonment	0	0	0	0	0	0	0	0	0	3	1	2	0	0	0	0	0	0
Armed Forces medical college	0	0	0	0	0	0	0	0	0	1	0	1	14	12	2	6	6	0
Armed Forces Medical Institute, Dhaka Cantonment	0	0	0	0	0	0	0	0	0	2	2	0	1	1	0	0	0	0
Armed Forces Medical Stores Depot Dhaka Cantonment	0	0	0	0	0	0	0	0	0	2	2	0	0	0	0	0	0	0
Bangladesh Air Force	7	2	5	0	0	0	0	0	0	19	1	18	37	19	18	18	16	2
Bangladesh Armed Services Board (BASB)	0	0	0	0	0	0	0	0	0	0	0	0	16	16	0	0	0	0

3.2 Government Servants by grade (grade-VI To grade-XI) in Departments and Directorates

Departments and Directorates	Grade-VI			Grade-VII			Grade-VIII			Grade-IX			Grade-X			Grade-XI		
	Sanc.	Exist.	Vacancy	Sanc.	Exist.	Vacancy	Sanc.	Exist.	Vacancy	Sanc.	Exist.	Vacancy	Sanc.	Exist.	Vacancy	Sanc.	Exist.	Vacancy
MINISTRY OF DEFENCE																		
Bangladesh Meteorological Department	12	9	3	51	38	13	0	0	0	76	33	43	13	7	6	92	67	25
Bangladesh Ordnance Factories	14	10	4	0	0	0	20	8	12	36	20	16	151	132	19	0	0	0
Controller General Defence Finance	41	35	6	0	0	0	0	0	0	83	82	1	228	125	103	1130	555	575
Defence Services Command & Staff College	1	1	0	0	0	0	0	0	0	1	1	0	2	2	0	2	2	0
Department of Cypher	5	3	2	0	0	0	0	0	0	4	4	0	9	6	3	0	0	0
Director General of Forces Intelligence (DGFI)	42	35	7	0	0	0	0	0	0	100	66	34	77	75	2	2	2	0
Dte General Medical Services	1	1	0	0	0	0	0	0	0	13	7	6	1	1	0	11	8	3
Dte General Defence Purchase	1	1	0	0	0	0	0	0	0	2	1	1	2	2	0	0	0	0
Dte of Bd National Cadet Corps	0	0	0	0	0	0	0	0	0	1	0	1	0	0	0	0	0	0
Dte of Civilian Personnel (NAVAL HQ)	7	2	5	18	14	4	0	0	0	52	29	23	160	110	50	33	30	3
Dte of Inter Service Pub Relation	0	0	0	0	0	0	0	0	0	5	5	0	3	3	0	0	0	0
DW (ARMY)	23	25	-2	31	12	19	0	0	0	34	17	17	481	183	298	2	0	2
DW and CE (Air) Kurmitola	0	0	0	13	6	7	0	0	0	0	0	0	78	43	35	7	5	2
DW and CE (NAVY)	12	8	4	31	17	14	0	0	0	3	4	-1	595	307	288	6	5	1
Inter Services Selection Board (ISSB)	0	0	0	0	0	0	0	0	0	0	0	0	0	0	0	0	0	0
Military Inst of Science & Technology	35	23	12	0	0	0	0	0	0	48	12	36	62	48	14	1	0	1
MODC Records, Rajendrapur Cantt	0	0	0	0	0	0	0	0	0	0	0	0	1	1	0	0	0	0
National Defence College, Mirpur	2	2	0	1	0	1	0	0	0	2	1	1	1	1	0	0	0	0
Office of The Chief Admin Officer	69	48	21	0	0	0	0	0	0	125	76	49	131	125	6	3	3	0
Survey of Bangladesh	12	4	8	0	0	0	0	0	0	23	8	15	11	3	8	514	324	190
The Department of Military Lands and Cantonments (DMLC)	4	3	1	0	0	0	0	0	0	5	3	2	15	7	8	0	0	0
Ministry Total	337	234	103	154	87	67	20	8	12	840	404	436	3861	2256	1605	2633	1667	966

3.2 Government Servants by grade (grade-VI To grade-XI) in Departments and Directorates

Departments and Directorates	Grade-VI			Grade-VII			Grade-VII			Grade-IX			Grade-X			Grade-XI		
	Sanc.	Exist.	Vacancy	Sanc.	Exist.	Vacancy	Sanc.	Exist.	Vacancy	Sanc.	Exist.	Vacancy	Sanc.	Exist.	Vacancy	Sanc.	Exist.	Vacancy
MINISTRY OF FINANCE																		
FINANCE DIVISION																		
Controller General of Accounts	37	31	6	0	0	0	0	0	0	769	633	136	795	428	367	3601	2275	1326
Office of the Comptroller & Auditor General of Bangladesh	173	155	18	0	0	0	0	0	0	579	512	67	919	619	300	2866	1221	1645
Ministry Total	210	186	24	0	0	0	0	0	0	1348	1145	203	1714	1047	667	6467	3496	2971
MINISTRY OF FINANCE																		
INTERNAL RESOURCES DIVISION																		
Custom Excise Appellate Tribunal	1	1	0	0	0	0	0	0	0	0	0	0	1	0	1	0	0	0
Directorate of National Savings	0	0	0	0	0	0	12	12	0	89	68	21	81	57	24	0	0	0
National Board of Revenue (Board of Admin)	67	47	20	0	0	0	0	0	0	32	16	16	8	8	0	27	3	24
National Board of Revenue (Excise & Vat)	169	113	56	0	0	0	0	0	0	1193	924	269	4612	2567	2045	288	117	171
National Board of Revenue (Taxes)	288	242	46	0	0	0	0	0	0	590	362	228	966	648	318	1	0	1
Taxes Appellate Tribunal	1	1	0	0	0	0	0	0	0	8	2	6	0	0	0	0	0	0
Ministry Total	526	404	122	0	0	0	12	12	0	1912	1372	540	5668	3280	2388	316	120	196
MINISTRY OF HOME AFFAIRS																		
PUBLIC SECURITY DIVISION																		
Ansar and VDP Department	129	84	45	10	7	3	0	0	0	220	154	66	827	678	149	33	17	16
Bangladesh Coast Guard	4	4	0	0	0	0	0	0	0	1	0	1	11	5	6	0	0	0
Bangladesh Police	1054	957	97	16	9	7	0	0	0	8366	7848	518	26767	25089	1678	2376	2226	150
Border Guard Bangladesh	3	3	0	5	5	0	0	0	0	2	2	0	86	62	24	50	20	30
Investigation Agency, International Crimes Tribunal, Bangladesh	3	5	-2	0	0	0	0	0	0	32	6	26	3	1	2	34	9	25
National Telecommunication Monitoring Centre	0	0	0	2	0	2	0	0	0	11	2	9	1	0	1	4	0	4
MINISTRY TOTAL	1193	1053	140	33	21	12	0	0	0	8632	8012	620	27695	25835	1860	2497	2272	225

3.2 Government Servants by grade (grade-VI To grade-XI) in Departments and Directorates

Departments and Directorates	Grade-VI			Grade-VII			Grade-VII			Grade-IX			Grade-X			Grade-XI		
	Sanc.	Exist.	Vacancy	Sanc.	Exist.	Vacancy	Sanc.	Exist.	Vacancy	Sanc.	Exist.	Vacancy	Sanc.	Exist.	Vacancy	Sanc.	Exist.	Vacancy
MINISTRY OF HOME AFFAIRS																		
SECURITY SERVICES DIVISION																		
Department of Fire Services Civil Defence	14	8	6	29	27	2	0	0	0	1	1	0	93	47	46	377	364	13
Department of Immigration & Passport	27	24	3	0	0	0	0	0	0	94	82	12	47	42	5	0	0	0
Department of Narcotics Control	120	41	79	2	0	2	0	0	0	162	75	87	297	168	129	493	302	191
Directorate of Prisons	2	0	2	41	1	40	0	0	0	251	123	128	106	32	74	280	191	89
MINISTRY TOTAL	163	73	90	72	28	44	0	0	0	508	281	227	543	289	254	1150	857	293
MINISTRY OF LAW, JUSTICE AND PAR AFFAIRS																		
LAW & JUSTICE DIVISION																		
Administrator General, Official Trustee & Official Receiver Office	0	0	0	0	0	0	0	0	0	0	0	0	1	0	1	0	0	0
Attorney General Office	4	2	2	0	0	0	0	0	0	2	2	0	32	25	7	0	0	0
Bangladesh Bar Council	11	1	10	0	0	0	10	1	9	14	10	4	0	0	0	10	1	9
Department of Registration	61	60	1	0	0	0	0	0	0	501	431	70	1	1	0	1	1	0
International Crimes Tribunal (ICT-BD), Dhaka	0	0	0	0	0	0	6	0	6	8	0	8	9	0	9	0	0	0
Judicial Administration Training Institute	1	1	0	0	0	0	0	0	0	6	6	0	2	2	0	1	1	0
Lower Court of Law and Justice Division	170	170	0	0	0	0	0	0	0	0	0	0	134	124	10	311	288	23
National Legal Aid Services Organisation	64	51	13	0	0	0	0	0	0	10	3	7	0	0	0	1	1	0
Supreme Court Appellate Division	5	5	0	4	3	1	14	14	0	5	3	2	29	24	5	4	2	2
Supreme Court High Court Division	6	3	3	128	127	1	10	7	3	121	103	18	383	374	9	1	0	1
Ministry Total	322	293	29	132	130	2	40	22	18	667	558	109	591	550	41	329	294	35

3.2 Government Servants by grade (grade-VI To grade-XI) in Departments and Directorates

Departments and Directorates	Grade-VI			Grade-VII			Grade-VII			Grade-IX			Grade-X			Grade-XI		
	Sanc.	Exist.	Vacancy	Sanc.	Exist.	Vacancy	Sanc.	Exist.	Vacancy	Sanc.	Exist.	Vacancy	Sanc.	Exist.	Vacancy	Sanc.	Exist.	Vacancy
MINISTRY OF HEALTH AND FAMILY WELFARE																		
MEDICAL EDUCATION & FAMILY WELFARE DIVISION																		
Directorate General of Family Planning	168	55	113	57	9	48	1	0	1	2060	974	1086	1163	175	988	3676	2443	1233
Directorate General of Medical Education (DGME)	0	0	0	6	5	1	0	0	0	2	2	0	0	0	0	1	1	0
Directorate General of Nursing and Midwifery	41	5	36	148	31	117	0	0	0	269	88	181	47645	44217	3428	9	1	8
National Institute of Population Research & Training (NIPORT)	6	3	3	24	12	12	20	5	15	80	45	35	66	24	42	20	12	8
Ministry Total	215	63	152	235	57	178	21	5	16	2411	1109	1302	48874	44416	4458	3706	2457	1249
HEALTH SERVICE DIVISION																		
Directorate General of Drug Administration (DGDA)	89	56	33	0	0	0	1	0	1	135	36	99	70	22	48	0	0	0
Directorate General of Health Services (DGHS)	7739	5837	1902	702	603	99	426	300	126	23794	18015	5779	1028	585	443	14717	8979	5738
Health Economics Unit	0	0	0	0	0	0	0	0	0	0	0	0	2	2	0	4	3	1
Health Engineering Department (HED)	40	36	4	0	0	0	0	0	0	133	87	46	378	96	282	8	6	2
National Electro Medical Equipment Maintenance Workshop and Training Centre (NEMEMW & TC)	2	1	1	0	0	0	0	0	0	10	5	5	14	4	10	1	1	0
Transport & Equipment Maintenance Organization (TEMO)	0	0	0	0	0	0	0	0	0	1	1	0	3	1	2	0	0	0
Ministry Total	7870	5930	1940	702	603	99	427	300	127	24073	18144	5929	1495	710	785	14730	8989	5741

3.2 Government Servants by grade (grade-VI To grade-XI) in Departments and Directorates

Departments and Directorates	Grade-VI			Grade-VII			Grade-VIII			Grade-IX			Grade-X			Grade-XI		
	Sanc.	Exist.	Vacancy	Sanc.	Exist.	Vacancy	Sanc.	Exist.	Vacancy	Sanc.	Exist.	Vacancy	Sanc.	Exist.	Vacancy	Sanc.	Exist.	Vacancy
MINISTRY OF LOCAL GOVERNMENT, RURAL DEVELOPMENT AND CO-OPERATIVES																		
LOCAL GOVERNMENT DIVISION																		
Dhaka Mosquito Control Office	0	0	0	0	0	0	0	0	0	0	0	0	1	0	1	0	0	0
Local Government Engineering Department	15	4	11	0	0	0	0	0	0	1351	823	528	2289	1761	528	131	45	86
National Institute of Local Government (NILG)	10	4	6	4	4	0	0	0	0	13	4	9	12	7	5	7	7	0
Office of The Registrar General, Birth and Death Registration	1	1	0	0	0	0	0	0	0	6	4	2	0	0	0	0	0	0
Public Health Engineering Department	86	12	74	4	1	3	1	0	1	308	174	134	720	477	243	12	12	0
Ministry Total	112	21	91	8	5	3	1	0	1	1678	1005	673	3022	2245	777	150	64	86
Department of Co-operatives	51	39	12	0	0	0	0	0	0	126	73	53	603	529	74	71	0	71
Ministry Total	51	39	12	0	0	0	0	0	0	126	73	53	603	529	74	71	0	71
MINISTRY OF POWER, ENERGY AND MINERAL RESOURCES																		
POWER DIVISION																		
Office of The Chief Electric Inspector	9	2	7	0	0	0	0	0	0	17	4	13	27	3	24	0	0	0
Ministry Total	9	2	7	0	0	0	0	0	0	17	4	13	27	3	24	0	0	0
ENERGY AND MINERAL RESOURCES DIVISION																		
Bangladesh Petroleum Institute	5	1	4	0	0	0	0	0	0	12	11	1	0	0	0	3	3	0
Bureau of Mineral Development	2	2	0	0	0	0	0	0	0	5	2	3	0	0	0	1	1	0
Department of Explosives	2	0	2	0	0	0	0	0	0	28	13	15	2	0	2	1	1	0
Geological Survey of Bangladesh	44	31	13	0	0	0	0	0	0	108	54	54	29	9	20	29	25	4
Ministry Total	53	34	19	0	0	0	0	0	0	153	80	73	31	9	22	34	30	4

3.2 Government Servants by grade (grade-VI To grade-XI) in Departments and Directorates

Departments and Directorates	Grade-VI			Grade-VII			Grade-VII			Grade-IX			Grade-X			Grade-XI		
	Sanc.	Exist.	Vacancy	Sanc.	Exist.	Vacancy	Sanc.	Exist.	Vacancy	Sanc.	Exist.	Vacancy	Sanc.	Exist.	Vacancy	Sanc.	Exist.	Vacancy
MINISTRY OF INDUSTRIES																		
Department of Patents, Design and Trademarks	11	10	1	1	0	1	0	0	0	25	8	17	5	2	3	0	0	0
National Productivity Organization	1	1	0	6	4	2	0	0	0	13	11	2	1	1	0	0	0	0
Office of The Chief Inspector of Boilers	11	10	1	0	0	0	0	0	0	50	43	7	0	0	0	0	0	0
Ministry Total	23	21	2	7	4	3	0	0	0	88	62	26	6	3	3	0	0	0
MINISTRY OF AGRICULTURE																		
Agriculture Information Service (AIS)	3	3	0	7	7	0	0	0	0	10	10	0	7	6	1	36	36	0
Cotton Development Board	35	28	7	0	0	0	0	0	0	68	32	36	17	6	11	167	47	120
Department of Agricultural Marketing	23	0	23	4	2	2	0	0	0	76	30	46	47	30	17	19	17	2
Department of Agriculture Extension	2594	1396	1198	0	0	0	0	0	0	220	114	106	15477	12087	3390	6	2	4
Seed Certification Agency	4	6	-2	2	2	0	0	0	0	87	36	51	4	4	0	0	0	0
Soil Resources Development Institute	122	81	41	0	0	0	0	0	0	204	96	108	11	8	3	14	1	13
Ministry Total	2781	1514	1267	13	11	2	0	0	0	665	318	347	15563	12141	3422	242	103	139
MINISTRY OF ROAD TRANSPORT AND BRIDGES																		
ROAD TRANSPORT AND HIGHWAYS DIVISION																		
Roads Department	216	142	74	2	1	1	0	0	0	265	206	59	888	656	232	217	124	93
Ministry Total	216	142	74	2	1	1	0	0	0	265	206	59	888	656	232	217	124	93
MINISTRY OF RAILWAY																		
Bangladesh Railway	173	43	130	10	3	7	0	0	0	365	153	212	1937	1033	904	732	469	263
Railway Inspection Department	1	1	0	0	0	0	0	0	0	0	0	0	0	0	0	1	0	1
Ministry Total	174	44	130	10	3	7	0	0	0	365	153	212	1937	1033	904	733	469	264

3.2 Government Servants by grade (grade-VI To grade-XI) in Departments and Directorates

Departments and Directorates	Grade-VI			Grade-VII			Grade-VII			Grade-IX			Grade-X			Grade-XI		
	Sanc.	Exist.	Vacancy	Sanc.	Exist.	Vacancy	Sanc.	Exist.	Vacancy	Sanc.	Exist.	Vacancy	Sanc.	Exist.	Vacancy	Sanc.	Exist.	Vacancy
STATISTICS & INFORMATION DIVISION, MINISTRY OF PLANNING																		
Bangladesh Bureau of Statistics	106	65	41	0	0	0	0	0	0	322	224	98	124	72	52	0	0	0
Ministry Total	106	65	41	0	0	0	0	0	0	322	224	98	124	72	52	0	0	0
MINISTRY OF TEXTILE & JUTE																		
Department of Jute	4	1	3	0	0	0	0	0	0	66	53	13	51	33	18	139	75	64
Department of Textile	145	73	72	0	0	0	0	0	0	254	101	153	289	184	105	30	26	4
Ministry Total	149	74	75	0	0	0	0	0	0	320	154	166	340	217	123	169	101	68
MINISTRY OF SCIENCE AND TECHNOLOGY																		
National Museum of Science and Technology	5	5	0	0	0	0	0	0	0	18	9	9	4	0	4	15	9	6
Ministry Total	5	5	0	0	0	0	0	0	0	18	9	9	4	0	4	15	9	6
MINISTRY OF EDUCATION SECONDARY AND HIGHER EDUCATION DIVISION																		
Bangladesh Bureau of Educational Information & Statistics (BANBEIS)	13	9	4	0	0	0	0	0	0	19	16	3	14	3	11	4	4	0
Directorate of inspection and Audit	12	12	0	12	12	0	0	0	0	5	4	1	0	0	0	0	0	0
Directorate of Secondary and Higher Education	4824	4391	433	0	0	0	0	0	0	22272	19128	3144	7773	6315	1458	52	49	3
Education Engineering Department	84	33	51	0	0	0	0	0	0	332	191	141	834	335	499	107	26	81
National Academy for Educational Management (NAEM)	17	16	1	0	0	0	0	0	0	33	28	5	6	5	1	2	0	2
Ministry Total	4950	4461	489	12	12	0	0	0	0	22661	19367	3294	8627	6658	1969	165	79	86

3.2 Government Servants by grade (grade-VI To grade-XI) in Departments and Directorates

Departments and Directorates	Grade-VI			Grade-VII			Grade-VIII			Grade-IX			Grade-X			Grade-XI		
	Sanc.	Exist.	Vacancy	Sanc.	Exist.	Vacancy	Sanc.	Exist.	Vacancy	Sanc.	Exist.	Vacancy	Sanc.	Exist.	Vacancy	Sanc.	Exist.	Vacancy
MINISTRY OF EDUCATION																		
TECHNICAL AND MADRASHA EDUCATION DIVISION																		
Directorate of Madrasah Education	3	3	0	0	0	0	0	0	0	17	14	3	0	0	0	0	0	0
Directorate of Technical Education	2010	430	1580	2	0	2	0	0	0	6340	1511	4829	6891	763	6128	201	65	136
Ministry Total	2013	433	1580	2	0	2	0	0	0	6357	1525	4832	6891	763	6128	201	65	136
MINISTRY OF RELIGIOUS AFFAIRS																		
Bangladesh Hazz Office, Jeddah	0	0	0	0	0	0	0	0	0	0	0	0	1	1	0	0	0	0
Hazz Office, Dhaka	0	0	0	0	0	0	0	0	0	0	0	0	2	2	0	0	0	0
Ministry Total	0	0	0	0	0	0	0	0	0	0	0	0	3	3	0	0	0	0
MINISTRY OF COMMERCE																		
Directorate of National Consumers Right Protection	1	0	1	0	0	0	0	0	0	101	85	16	4	1	3	0	0	0
Office of the Chief Controller of Imports and Exports	5	2	3	0	0	0	0	0	0	11	10	1	42	25	17	0	0	0
Registrar of Joint Stock Companies & Firms	4	4	0	0	0	0	0	0	0	9	7	2	19	16	3	0	0	0
World Trade Organization (WTO) Cell	0	0	0	0	0	0	0	0	0	0	1	-1	0	0	0	0	0	0
Ministry Total	10	6	4	0	0	0	0	0	0	121	103	18	65	42	23	0	0	0
MINISTRY OF FISHERIES AND LIVESTOCK																		
Department of Fisheries and Livestock Information Office	0	0	0	5	2	3	0	0	0	0	0	0	1	1	0	0	0	0
Department of Fisheries Bangladesh	377	323	54	1	0	1	0	0	0	1107	438	669	645	318	327	15	7	8
Department of Livestock Services	828	540	288	9	3	6	0	0	0	1100	527	573	94	20	74	137	102	35
Ministry Total	1205	863	342	15	5	10	0	0	0	2207	965	1242	740	339	401	152	109	43

3.2 Government Servants by grade (grade-VI To grade-XI) in Departments and Directorates

Departments and Directorates	Grade-VI			Grade-VII			Grade-VII			Grade-IX			Grade-X			Grade-XI		
	Sanc.	Exist.	Vacancy	Sanc.	Exist.	Vacancy	Sanc.	Exist.	Vacancy	Sanc.	Exist.	Vacancy	Sanc.	Exist.	Vacancy	Sanc.	Exist.	Vacancy
MINISTRY OF LAND																		
Controller of Accounts (Rev)	1	1	0	0	0	0	0	0	0	10	8	2	77	75	2	90	62	28
Department of land Records and Survey's	32	12	20	0	0	0	3	2	1	421	116	305	684	355	329	8	2	6
Land Administration Training Centre	0	0	0	0	0	0	0	0	0	6	6	0	1	1	0	1	1	0
Ministry Total	33	13	20	0	0	0	3	2	1	437	130	307	762	431	331	99	65	34
MINISTRY OF FOOD																		
Directorate General of Food	114	48	66	0	0	0	0	0	0	763	544	219	1763	1055	708	1	0	1
Ministry Total	114	48	66	0	0	0	0	0	0	763	544	219	1763	1055	708	1	0	1
MINISTRY OF DISASTER MANAGEMENT AND RELIEF																		
Department of Disaster Management	6	2	4	69	51	18	0	0	0	214	148	66	307	320	-13	0	0	0
Ministry Total	6	2	4	69	51	18	0	0	0	214	148	66	307	320	-13	0	0	0
MINISTRY OF INFORMATION BROADCASTING																		
Department of Films and Publication	16	11	5	0	0	0	0	0	0	19	11	8	35	21	14	5	4	1
Department of Mass Communication	36	16	20	0	0	0	0	0	0	80	43	37	104	54	50	0	0	0
Press Information Department	64	33	31	0	0	0	0	0	0	45	28	17	45	32	13	93	35	58
Ministry Total	116	60	56	0	0	0	0	0	0	144	82	62	184	107	77	98	39	59
MINISTRY OF WATER RESOURCES																		
Department of Bangladesh Haor and Wetlands Development	8	3	5	0	0	0	0	0	0	14	1	13	10	0	10	1	0	1
Ministry Total	8	3	5	0	0	0	0	0	0	14	1	13	10	0	10	1	0	1

3.2 Government Servants by grade (grade-VI To grade-XI) in Departments and Directorates

Departments and Directorates	Grade-VI			Grade-VII			Grade-VII			Grade-IX			Grade-X			Grade-XI		
	Sanc.	Exist.	Vacancy	Sanc.	Exist.	Vacancy	Sanc.	Exist.	Vacancy	Sanc.	Exist.	Vacancy	Sanc.	Exist.	Vacancy	Sanc.	Exist.	Vacancy
MINISTRY OF PRIMARY AND MASS EDUCATION																		
Bureau of Non-Formal Education	0	0	0	0	0	0	0	0	0	73	51	22	1	1	0	0	0	0
Compulsory Primary Education Implementation Monitoring Unit	2	4	-2	0	0	0	0	0	0	0	0	0	1	1	0	11	10	1
Department of Primary Education	57	36	21	136	113	23	0	0	0	2649	1970	679	3540	2109	1431	0	0	0
National Academy for Primary Education, Mymensingh	14	11	3	0	0	0	0	0	0	22	22	0	4	3	1	2	1	1
Ministry Total	73	51	22	136	113	23	0	0	0	2744	2043	701	3546	2114	1432	13	11	2
MINISTRY OF SHIPPING																		
Department of Shipping, Inspector of Inland Ships	3	1	2	0	0	0	0	0	0	10	6	4	64	22	42	0	0	0
Directorate of Seamen & Immigration Welfare, Chattogram	1	1	0	0	0	0	0	0	0	2	1	1	0	0	0	0	0	0
Government Shipping Office, Chattogram	1	1	0	0	0	0	0	0	0	1	1	0	1	0	1	1	1	0
Mercantile Marine Department, Chattogram	0	0	0	1	1	0	0	0	0	0	0	0	1	1	0	0	0	0
Ministry Total	5	3	2	1	1	0	0	0	0	13	8	5	66	23	43	1	1	0
MINISTRY OF YOUTH AND SPORTS																		
Department of Youth Development	88	85	3	64	29	35	0	0	0	444	124	320	1088	572	516	1500	1192	308
Directorate of Sports	7	2	5	0	0	0	0	0	0	132	109	23	1	1	0	0	0	0
Ministry Total	95	87	8	64	29	35	0	0	0	576	233	343	1089	573	516	1500	1192	308
MINISTRY OF POST TELECOMMUNICATION AND INFORMATION TECHNOLOGY																		
POST & TELECOMMUNICATION DIVISION																		
Bangladesh Post Office	53	53	0	0	0	0	0	0	0	143	55	88	80	16	64	219	124	95
Bangladesh Telecommunication Regulatory Commission	91	83	8	0	0	0	0	0	0	12	4	8	86	49	37	52	31	21
Department of Telecommunications	35	23	12	0	0	0	0	0	0	267	78	189	161	8	153	1104	479	625
Ministry Total	179	159	20	0	0	0	0	0	0	422	137	285	327	73	254	1375	634	741

3.2 Government Servants by grade (grade-VI To grade-XI) in Departments and Directorates

Departments and Directorates	Grade-VI			Grade-VII			Grade-VII			Grade-IX			Grade-X			Grade-XI		
	Sanc.	Exist.	Vacancy	Sanc.	Exist.	Vacancy	Sanc.	Exist.	Vacancy	Sanc.	Exist.	Vacancy	Sanc.	Exist.	Vacancy	Sanc.	Exist.	Vacancy
MINISTRY OF POST TELECOMMUNICATION AND INFORMATION TECHNOLOGY																		
INFORMATION & COMMUNICATION TECH DIVISION																		
Department of Information & Communication Technology (DOICT)	70	48	22	0	0	0	0	0	0	561	448	113	4	3	1	0	0	0
Office of The Controller of The Certifying Authority	4	0	4	0	0	0	0	0	0	26	14	12	2	0	2	0	0	0
Ministry Total	74	48	26	0	0	0	0	0	0	587	462	125	6	3	3	0	0	0
MINISTRY OF EXPATRIATES' WELFARE AND OVERSEAS EMPLOYMENT																		
Bureau of Manpower Employment & Training	131	45	86	20	15	5	1	0	1	249	115	134	1548	803	745	921	378	543
Ministry Total	131	45	86	20	15	5	1	0	1	249	115	134	1548	803	745	921	378	543
MINISTRY OF ENVIRONMENT, FOREST AND CLIMATE CHANGE																		
Bangladesh Forest Research Inst Ctg	27	15	12	0	0	0	0	0	0	54	44	10	54	26	28	28	6	22
Bangladesh National Herbarium	7	6	1	0	0	0	0	0	0	8	4	4	3	3	0	3	3	0
Department of Forest	6	2	4	11	0	11	0	0	0	240	137	103	449	41	408	28	20	8
Environment Department	67	63	4	0	0	0	0	0	0	180	138	42	201	52	149	0	0	0
Ministry Total	107	86	21	11	0	11	0	0	0	482	323	159	707	122	585	59	29	30
MINISTRY OF HOUSING AND PUBLIC WORKS																		
Department of Architecture	2	0	2	0	0	0	0	0	0	51	25	26	13	4	9	23	20	3
Directorate of Internal Audit	0	0	0	0	0	0	0	0	0	2	2	0	8	7	1	31	16	15
Directorate of Government Accommodation	1	1	0	5	5	0	0	0	0	11	4	7	0	0	0	0	0	0
Public Works Department	289	221	68	0	0	0	0	0	0	427	317	110	1371	1189	182	0	0	0
Urban Development Directorate	12	10	2	0	0	0	0	0	0	38	23	15	1	1	0	10	4	6
Ministry Total	304	232	72	5	5	0	0	0	0	529	371	158	1393	1201	192	64	40	24

3.2 Government Servants by grade (grade-VI To grade-XI) in Departments and Directorates

Departments and Directorates	Grade-VI			Grade-VII			Grade-VII			Grade-IX			Grade-X			Grade-XI		
	Sanc.	Exist.	Vacancy	Sanc.	Exist.	Vacancy	Sanc.	Exist.	Vacancy	Sanc.	Exist.	Vacancy	Sanc.	Exist.	Vacancy	Sanc.	Exist.	Vacancy
MINISTRY OF SOCIAL WELFARE																		
Department of Social Services	103	95	8	0	0	0	0	0	0	1115	984	131	769	441	328	6	6	0
Ministry Total	103	95	8	0	0	0	0	0	0	1115	984	131	769	441	328	6	6	0
MINISTRY OF LABOUR AND EMPLOYMENT																		
Department of Inspection for Factories and Establishments	27	27	0	0	0	0	0	0	0	182	51	131	365	225	140	0	0	0
Department of Laboure	12	0	12	26	17	9	0	0	0	119	53	66	7	3	4	63	38	25
Ministry Total	39	27	12	26	17	9	0	0	0	301	104	197	372	228	144	63	38	25
MINISTRY OF CULTURAL AFFAIRS																		
Bangladesh Copy Right Office Dhaka	0	0	0	0	0	0	0	0	0	3	1	2	4	2	2	5	5	0
Department of Archaeology	11	9	2	0	0	0	11	7	4	23	16	7	54	31	23	0	0	0
Department of Archives & Library	4	3	1	0	0	0	0	0	0	13	7	6	7	1	6	7	4	3
Department of Public Library	21	0	21	0	0	0	0	0	0	67	40	27	34	27	7	31	2	29
Ministry Total	36	12	24	0	0	0	11	7	4	106	64	42	99	61	38	43	11	32
MINISTRY OF WOMEN AND CHILDREN AFFAIRS																		
Department of DNA Laboratory Management	0	0	0	0	0	0	0	0	0	0	0	0	0	0	0	0	0	0
Department of Women's Affairs	79	54	25	1	1	0	0	0	0	641	553	88	63	48	15	262	225	37
Ministry Total	79	54	25	1	1	0	0	0	0	641	553	88	63	48	15	262	225	37
GRAND TOTAL	24428	17197	7231	1730	1199	531	536	356	180	85120	61590	23530	142873	111071	31802	38517	23991	14526

3.3 Government Servants by grade (grade-XII To grade-XVII) in Departments and Directorates

Departments and Directorates	Grade-XII			Grade-XIII			Grade-XIV			Grade-XV			Grade-XVI			Grade-XVII		
	Sanc.	Exist.	Vacancy	Sanc.	Exist.	Vacancy	Sanc.	Exist.	Vacancy	Sanc.	Exist.	Vacancy	Sanc.	Exist.	Vacancy	Sanc.	Exist.	Vacancy
PRIME MINISTER'S OFFICE																		
Bureau of NGO Affairs	0	0	0	10	10	0	8	7	1	3	3	0	10	10	0	0	0	0
National Security Intelligence	115	79	36	13	11	2	556	364	192	164	44	120	356	232	124	1388	415	973
Special Security Force	0	0	0	13	12	1	5	3	2	87	60	27	14	13	1	25	18	7
Ministry Total	115	79	36	36	33	3	569	374	195	254	107	147	380	255	125	1413	433	980
MINISTRY OF PUBLIC ADMINISTRATION																		
Department of Government Transport	0	0	0	1	1	0	44	41	3	1825	1078	747	92	63	29	0	0	0
Department of Printing and Publication	13	3	10	48	22	26	244	146	98	13	6	7	1294	721	573	189	69	120
Ministry Total	13	3	10	49	23	26	288	187	101	1838	1084	754	1386	784	602	189	69	120
MINISTRY OF DEFENCE																		
AHQ, AGS BR (PA DTE)	75	43	32	56	41	15	923	774	149	512	475	37	1918	1749	169	10	8	2
AHQ, E IN C'S BR. Works DTE	30	25	5	100	47	53	224	183	41	79	50	29	726	570	156	0	0	0
AHQ, GS BR. SD DTE	81	72	9	60	46	14	842	700	142	555	490	65	2764	2470	294	884	731	153
Armed Forces Food & Drugs Lab	0	0	0	0	0	0	0	0	0	0	0	0	1	1	0	0	0	0
Armed Forces Institute of Pathology (AFIP) Dhaka Cantonment	0	0	0	0	0	0	0	0	0	0	0	0	0	0	0	0	0	0
Armed Forces Medical College	0	0	0	0	0	0	2	1	1	0	0	0	21	15	6	5	4	1
Armed Forces Medical Institute, Dhaka Cantonment	0	0	0	2	2	0	2	2	0	2	2	0	2	2	0	1	1	0

3.3 Government Servants by grade (grade-XII To grade-XVII) in Departments and Directorates

Departments and Directorates	Grade-XII			Grade-XIII			Grade-XIV			Grade-XV			Grade-XVI			Grade-XVII		
	Sanc.	Exist.	Vacancy	Sanc.	Exist.	Vacancy	Sanc.	Exist.	Vacancy	Sanc.	Exist.	Vacancy	Sanc.	Exist.	Vacancy	Sanc.	Exist.	Vacancy
MINISTRY OF DEFENCE																		
Armed Forces Medical Stores Depot Dhaka Cantonment	0	0	0	0	0	0	1	1	0	0	0	0	6	5	1	0	0	0
Bangladesh Air Force	69	44	25	232	155	77	260	192	68	477	346	131	604	461	143	0	0	0
Bangladesh Armed Services Board (BASB)	0	0	0	0	0	0	15	15	0	0	0	0	29	26	3	0	0	0
Bangladesh Meteorological Department	165	88	77	4	3	1	52	34	18	385	242	143	122	89	33	0	0	0
Bangladesh Ordnance Factories	0	0	0	4	2	2	374	349	25	1	1	0	165	117	48	239	243	-4
Controller General Defence Finance	0	0	0	0	0	0	7	0	7	205	126	79	19	18	1	0	0	0
Defence Services Command & Staff College	1	1	0	10	9	1	3	1	2	3	3	0	29	20	9	8	7	1
Department of Cypher	0	0	0	2	2	0	1	1	0	8	6	2	4	3	1	0	0	0
Director General of Forces Intelligence (DGFI)	0	0	0	61	54	7	78	74	4	5	5	0	84	63	21	7	7	
Dte General Medical Services	0	0	0	98	93	5	4	2	2	12	10	2	27	21	6	41	37	4
Dte General Defence Purchase	0	0	0	11	9	2	15	14	1	5	5	0	23	21	2	0	0	0
Dte of Bd National Cadet Corps	7	5	2	10	5	5	63	45	18	0	0	0	130	98	32	0	0	0
Dte of Civilian Personnel (NAVAL HQ)	6	4	2	279	250	29	634	441	193	1122	996	126	767	607	160	248	233	15
Dte of Inter Service Pub Relation	1	1	0	1	0	1	7	7	0	0	0	0	8	8	0	0	0	0
DW (Army)	70	45	25	34	21	13	152	141	11	23	22	1	500	406	94	0	0	0
DW And CE (Air) Kurmitola	6	2	4	148	134	14	7	4	3	14	11	3	13	8	5	0	0	0

3.3 Government Servants by grade (grade-XII To grade-XVII) in Departments and Directorates

Departments and Directorates	Grade-XII			Grade-XIII			Grade-XIV			Grade-XV			Grade-XVI			Grade-XVII		
	Sanc.	Exist.	Vacancy	Sanc.	Exist.	Vacancy	Sanc.	Exist.	Vacancy	Sanc.	Exist.	Vacancy	Sanc.	Exist.	Vacancy	Sanc.	Exist.	Vacancy
MINISTRY OF DEFENCE																		
DW And CE (Navy)	28	28	0	92	61	31	210	202	8	69	66	3	657	640	17	0	0	0
Inter Services Selection Board (ISSB)	0	0	0	0	0	0	1	1	0	0	0	0	1	1	0	0	0	0
Military Inst of Science & Technology	0	0	0	16	8	8	40	28	12	48	33	15	16	11	5	39	32	7
MODC Records, Rajendrapur Cantt	0	0	0	0	0	0	0	0	0	0	0	0	1	1	0	0	0	0
National Defence College, Mirpur	0	0	0	4	3	1	0	0	0	3	3	0	7	4	3	0	0	0
Office of The Chief Admin Officer	52	42	10	147	110	37	217	192	25	94	76	18	364	294	70	8	8	0
Survey of Bangladesh	1	1	0	7	6	1	33	12	21	22	14	8	53	25	28	0	0	0
The Department of Military Lands and Cantonments (DMLC)	4	4	0	5	3	2	17	17	0	7	7	0	22	18	4	10	8	2
Ministry Total	596	405	191	1383	1064	319	4184	3433	751	3651	2989	662	9083	7772	1311	1500	1319	181
MINISTRY OF FINANCE																		
FINANCE DIVISION																		
Controller General of Accounts	0	0	0	0	0	0	2	0	2	0	0	0	1670	421	1249	0	0	0
Office of the Comptroller & Auditor General of Bangladesh	1	0	1	46	9	37	37	0	37	0	0	0	481	183	298	0	0	0
Ministry Total	1	0	1	46	9	37	39	0	39	0	0	0	2151	604	1547	0	0	0
MINISTRY OF FINANCE																		
INTERNAL RESOURCES DIVISION																		
Custom Excise Appellate Tribunal	0	0	0	4	0	4	9	4	5	11	10	1	11	5	6	0	0	0
Directorate of National Savings	0	0	0	20	7	13	50	43	7	7	6	1	102	38	64	0	0	0
National Board of Revenue (Board of Admin)	12	2	10	89	61	28	59	13	46	0	0	0	124	59	65	0	0	0

3.3 Government Servants by grade (grade-XII To grade-XVII) in Departments and Directorates

Departments and Directorates	Grade-XII			Grade-XIII			Grade-XIV			Grade-XV			Grade-XVI			Grade-XVII		
	Sanc.	Exist.	Vacancy	Sanc.	Exist.	Vacancy	Sanc.	Exist.	Vacancy	Sanc.	Exist.	Vacancy	Sanc.	Exist.	Vacancy	Sanc.	Exist.	Vacancy
MINISTRY OF FINANCE																		
INTERNAL RESOURCES DIVISION																		
National Board of Revenue (Excise & Vat)	8	4	4	915	248	667	213	92	121	0	0	0	889	644	245	3338	1559	1779
National Board of Revenue (Taxes)	0	0	0	931	464	467	1699	1110	589	0	0	0	1338	973	365	11	9	2
Taxes Appellate Tribunal	0	0	0	24	19	5	24	9	15	0	0	0	29	21	8	0	0	0
Ministry Total	20	6	14	1983	799	1184	2054	1271	783	18	16	2	2493	1740	753	3349	1568	1781
MINISTRY OF HOME AFFAIRS																		
PUBLIC SECURITY DIVISION,																		
Ansar and VDP Department	1	1	0	736	219	517	909	410	499	2106	1535	571	1884	1761	123	3121	3104	17
Bangladesh Coast Guard	0	0	0	20	15	5	53	27	26	247	137	110	14	8	6	0	0	0
Bangladesh Police	0	0	0	267	198	69	26485	24784	1701	7700	7672	28	1161	701	460	131435	121833	9602
Border Guard Bangladesh	66	2	64	78	2	76	428	266	162	139	127	12	383	216	167	457	354	103
Investigation Agency, International Crimes Tribunal, Bangladesh	0	0	0	6	5	1	10	10	0	0	0	0	13	9	4	137	89	48
National Telecommunication Monitoring Centre	0	0	0	0	0	0	0	0	0	0	0	0	3	0	3	0	0	0
Ministry Total	67	3	64	1107	439	668	27885	25497	2388	10192	9471	721	3458	2695	763	135150	125380	9770
MINISTRY OF HOME AFFAIRS																		
SECURITY SERVICE DIVISION																		
Department of Fire Services & Civil Defence	553	215	338	135	44	91	135	131	4	2686	2425	261	1317	1210	107	20	19	1
Department of Immigration & Passport	57	57	0	18	17	1	76	75	1	10	10	0	522	502	20	0	0	0

3.3 Government Servants by grade (grade-XII To grade-XVII) in Departments and Directorates

Departments and Directorates	Grade-XII			Grade-XIII			Grade-XIV			Grade-XV			Grade-XVI			GRADE-XVII		
	Sanc.	Exist.	Vacancy	Sanc.	Exist.	Vacancy	Sanc.	Exist.	Vacancy	Sanc.	Exist.	Vacancy	Sanc.	Exist.	Vacancy	Sanc.	Exist.	Vacancy
MINISTRY OF HOME AFFAIRS																		
SECURITY SERVICE DIVISION																		
Department of Narcotics Control	20	4	16	9	3	6	60	9	51	109	89	20	447	337	110	1084	584	500
Directorate of Prisons	0	0	0	45	43	2	154	108	46	618	274	344	1042	857	185	9257	8763	494
Ministry Total	630	276	354	207	107	100	425	323	102	3423	2798	625	3328	2906	422	10361	9366	995
MINISTRY OF LAW, JUSTICE AND PARLIAMENTARY AFFAIRS																		
Administrator General, Official Trustee & Official Receiver Office	0	0	0	2	0	2	1	0	1	2	0	2	7	7	0	0	0	0
Attorney General Office	0	0	0	1	0	1	6	5	1	4	4	0	35	32	3	0	0	0
Bangladesh Bar Council	3	1	2	0	0	0	27	19	8	4	3	1	16	5	11	0	0	0
Department of Registration	0	0	0	5	0	5	67	66	1	0	0	0	704	704	0	0	0	0
International Crimes Tribunal (ICT-BD), Dhaka	0	0	0	2	2	0	3	3	0	0	0	0	17	7	10	0	0	0
Judicial Administration Training Institute	2	2	0	12	9	3	2	2	0	0	0	0	10	6	4	4	4	0
Lower Court of Law and Justice Division	0	0	0	812	732	80	405	338	67	217	204	13	1996	1741	255	0	0	0
National Legal Aid Services Organization	1	1	0	1	0	0	74	72	2	0	0	0	37	5	32	0	0	0
Supreme Court Appellate Division	1	1	0	1	1	1	6	5	1	0	0	0	26	25	1	0	0	0
Supreme Court High Court Division	0	0	0	20	17	3	147	134	13	0	0	0	475	433	42	73	72	1
Ministry Total	7	5	2	856	761	95	738	644	94	227	211	16	3323	2965	358	77	76	1

3.3 Government Servants by grade (grade-XII To grade-XVII) in Departments and Directorates

Departments and Directorates	Grade-XII			Grade-XIII			Grade-XIV			Grade-XV			Grade-XVI			Grade-XVII		
	Sanc.	Exist.	Vacancy	Sanc.	Exist.	Vacancy	Sanc.	Exist.	Vacancy	Sanc.	Exist.	Vacancy	Sanc.	Exist.	Vacancy	Sanc.	Exist.	Vacancy
MINISTRY OF HEALTH AND FAMILY WELFARE																		
MEDICAL EDUCATION & FAMILY WELFARE DIVISION																		
Directorate General of Family Planning	63	36	27	104	70	34	6622	3935	2687	1830	1629	201	5513	4694	819	18	7	11
Directorate General of Medical Education (DGME)	0	0	0	22	1	21	8	5	3	0	0	0	8	2	6	0	0	0
Directorate General of Nursing and Midwifery	0	0	0	21	16	5	110	81	29	471	459	12	259	180	79	0	0	0
National Institute of Population Research & Training (NIPORT)	26	7	19	6	3	3	67	29	38	107	67	40	49	15	34	0	0	0
Ministry Total	89	43	46	153	90	63	6807	4050	2757	2408	2155	253	5829	4891	938	18	7	11
MINISTRY OF HEALTH AND FAMILY WELFARE																		
HEALTH SERVICES DIVISION																		
Directorate General of Drug Administration (DGDA)	0	0	0	26	10	16	84	71	13	2	2	0	86	46	40	0	0	0
Directorate General of Health Services (DGHS)	120	32	88	805	402	403	5489	3354	2135	5555	4408	1147	29386	18163	11223	275	141	134
Health Economics Unit	0	0	0	2	2	0	0	0	0	0	0	0	6	3	3	0	0	0
Health Engineering Department (HED)	0	0	0	5	5	0	78	54	24	57	26	31	102	77	25	0	0	0
National Electro Medical Equipment Maintenance Workshop and Training Centre (NEMEMW & TC)	18	13	5	2	1	1	18	13	5	0	0	0	8	6	2	0	0	0
Transport & Equipment Maintenance Organization (TEMO)	0	0	0	1	0	1	12	6	6	6	6	0	25	14	11	0	0	0
Ministry Total	138	45	93	841	420	421	5681	3498	2183	5620	4442	1178	29613	18309	11304	275	141	134

3.3 Government Servants by grade (grade-XII To grade-XVII) in Departments and Directorates

Departments and Directorates	Grade-XII			Grade-XIII			Grade-XIV			Grade-XV			Grade-XVI			Grade-XVII		
	Sanc.	Exist.	Vacancy	Sanc.	Exist.	Vacancy	Sanc.	Exist.	Vacancy	Sanc.	Exist.	Vacancy	Sanc.	Exist.	Vacancy	Sanc.	Exist.	Vacancy
MINISTRY OF LOCAL GOVERNMENT, RURAL DEVELOPMENT AND CO-OPAERATIVES																		
LOCAL GOVERNMENT DIVISION																		
Dhaka Mosquito Control Office	0	0	0	1	0	1	0	0	0	2	1	1	38	28	10	1	1	0
Local Government Engineering Department	1	0	1	22	11	11	1209	776	433	0	0	0	6093	4169	1924	0	0	0
National Institute of Local Government (NILG)	4	1	3	1	1	0	1	0	1	1	1	0	20	13	7	4	4	0
Office of The Registrar General, Birth and Death Registration	0	0	0	8	3	5	1	0	1	0	0	0	5	2	3	0	0	0
Public Health Engineering Department	0	0	0	145	118	27	96	22	74	4	2	2	789	604	185	13	13	0
Ministry Total	5	1	4	177	133	44	1307	798	509	7	4	3	6945	4816	2129	18	18	0
RURAL DEVELOPMENT AND CO-OPAERATIVES DIVISION																		
Department of Co-operatives	794	616	178	8	4	4	1287	974	313	92	48	44	765	564	201	0	0	0
MINISTRY TOTAL	794	616	178	8	4	4	1287	974	313	92	48	44	765	564	201	0	0	0
MINISTRY OF POWER, ENERGY AND MINERAL RESOURCES																		
POWER DIVISION,																		
Office of The Chief Electric Inspector	0	0	0	3	2	1	9	4	5	8	1	7	24	11	13	0	0	0
Ministry Total	0	0	0	3	2	1	9	4	5	8	1	7	24	11	13	0	0	0
ENERGY AND MINERAL RESOURCES DIVISION																		
Bangladesh Petroleum Institute	4	3	1	11	8	3	0	0	0	0	0	0	0	0	0	0	0	0
Bureau of Mineral Development	0	0	0	1	0	1	5	5	0	0	0	0	10	2	8	0	0	0
Department of Explosives	7	5	2	4	0	4	13	7	6	2	2	0	18	9	9	0	0	0
Geological Survey of Bangladesh	11	7	4	26	16	10	99	59	40	1	1	0	79	37	42	26	13	13
Ministry Total	22	15	7	42	24	18	117	71	46	3	3	0	107	48	59	26	13	13

3.3 Government Servants by grade (grade-XII To grade-XVII) in Departments and Directorates

Departments and Directorates	Grade-XII			Grade-XIII			Grade-XIV			Grade-XV			Grade-XVI			Grade-XVII		
	Sanc.	Exist.	Vacancy	Sanc.	Exist.	Vacancy	Sanc.	Exist.	Vacancy	Sanc.	Exist.	Vacancy	Sanc.	Exist.	Vacancy	Sanc.	Exist.	Vacancy
MINISTRY OF INDUSTRIES																		
Department of Patents, Design and Trademarks	0	0	0	18	15	3	18	14	4	0	0	0	17	10	7	0	0	0
National Productivity Organization	12	10	2	3	2	1	7	5	2	0	0	0	11	6	5	0	0	0
Office of The Chief Inspector of Boilers	0	0	0	0	0	0	13	1	12	0	0	0	43	34	9	0	0	0
Ministry Total	12	10	2	21	17	4	38	20	18	0	0	0	71	50	21	0	0	0
MINISTRY OF AGRICULTURE																		
Agriculture Information Service (AIS)	17	17	0	29	24	5	1	0	1	1	1	0	68	60	8	0	0	0
Cotton Development Board	0	0	0	8	4	4	231	160	71	11	4	7	101	66	35	0	0	0
Department of Agricultural Marketing	90	67	23	22	16	6	9	9	0	20	20	0	157	127	30	0	0	0
Department of Agriculture Extension	9	6	3	350	132	218	910	504	406	1	1	0	1906	873	1033	19	9	10
Seed Certification Agency	0	0	0	0	0	0	22	10	12	0	0	0	128	62	66	0	0	0
Soil Resources Development Institute	8	0	8	34	31	3	40	35	5	0	0	0	155	97	58	28	8	20
Ministry Total	124	90	34	443	207	236	1213	718	495	33	26	7	2515	1285	1230	47	17	30
MINISTRY OF ROAD TRANSPORT AND BRIDGES																		
ROAD TRANSPORT AND HIGHWAYS DIVISION																		
Roads Department	45	14	31	48	10	38	789	178	611	769	413	356	2480	1028	1452	49	22	27
Ministry Total	45	14	31	48	10	38	789	178	611	769	413	356	2480	1028	1452	49	22	27
MINISTRY OF RAILWAYS																		
Bangladesh Railway	990	828	162	2320	1389	931	5278	2564	2714	5516	2694	2822	3740	1816	1924	3271	1895	1376
Railway Inspection department	0	0	0	1	0	1	0	0	0	1	1	0	0	0	0	0	0	0
Ministry Total	990	828	162	2321	1389	932	5278	2564	2714	5517	2695	2822	3740	1816	1924	3271	1895	1376

3.3 Government Servants by grade (grade-XII To grade-XVII) in Departments and Directorates

Departments and Directorates	Grade-XII			Grade-XIII			Grade-XIV			Grade-XV			Grade-XVI			Grade-XVII		
	Sanc.	Exist.	Vacancy	Sanc.	Exist.	Vacancy	Sanc.	Exist.	Vacancy	Sanc.	Exist.	Vacancy	Sanc.	Exist.	Vacancy	Sanc.	Exist.	Vacancy
MINISTRY OF PLANNING																		
STATISTICS & INFORMATION DIVISION																		
Bangladesh Bureau of Statistics	620	555	65	1773	714	1059	175	62	113	15	11	4	299	175	124	23	11	12
Ministry Total	620	555	65	1773	714	1059	175	62	113	15	11	4	299	175	124	23	11	12
MINISTRY OF TEXTILE & JUTE																		
Department of Jute	0	0	0	206	2	204	17	8	9	6	3	3	40	30	10	0	0	0
Department of Textile	61	49	12	80	54	26	139	90	49	0	0	0	372	230	142	0	0	0
Ministry Total	61	49	12	286	56	230	156	98	58	6	3	3	412	260	152	0	0	0
MINISTRY OF SCIENCE AND TECHNOLOGY																		
National Museum of Science and Technology	1	1	0	4	2	2	4	3	1	1	0	1	20	16	4	0	0	0
Ministry Total	1	1	0	4	2	2	4	3	1	1	0	1	20	16	4	0	0	0
MINISTRY OF EDUCATION																		
SECONDARY AND HIGHER EDUCATION DIVISION																		
Bangladesh Bureau of Educational Information & Statistics (BANBEIS)	11	8	3	4	2	2	12	9	3	0	0	0	34	23	11	0	0	0
Directorate of Inspection and Audit	4	3	1	26	10	16	13	7	6	0	0	0	34	20	14	3	2	1
Directorate of Secondary and Higher Education	0	0	0	63	23	40	1768	1383	385	205	150	55	2390	986	1404	0	0	0
Education Engineering Department	0	0	0	6	0	6	73	35	38	0	0	0	929	99	830	0	0	0
National Academy for Educational Management (NAEM)	2	1	1	6	5	1	6	2	4	7	4	3	19	11	8	5	3	2
Ministry Total	17	12	5	105	40	65	1872	1436	436	212	154	58	3406	1139	2267	8	5	3
TECHNICAL AND MADRASAH EDUCATION DIVISION,																		
Directorate of Madrasah Education	0	0	0	0	0	0	5	4	1	0	0	0	9	7	2	0	0	0
Directorate of Technical Education	59	52	7	5259	2692	2567	542	273	269	1683	114	1569	1145	551	594	109	87	22
Ministry Total	59	52	7	5259	2692	2567	547	277	270	1683	114	1569	1154	558	596	109	87	22

3.3 Government Servants by grade (grade-XII To grade-XVII) in Departments and Directorates

Departments and Directorates	Grade-XII			Grade-XIII			Grade-XIV			Grade-XV			Grade-XVI			GradE-XVII		
	Sanc.	Exist.	Vacancy	Sanc.	Exist.	Vacancy	Sanc.	Exist.	Vacancy	Sanc.	Exist.	Vacancy	Sanc.	Exist.	Vacancy	Sanc.	Exist.	Vacancy
MINISTRY OF RELIGIOUS AFFAIRS																		
Bangladesh Hazz Office, Jeddah	3	1	2	0	0	0	0	0	0	2	0	2	0	0	0	3	1	2
Hazz Office, Dhaka	0	0	0	0	0	0	4	3	1	1	1	0	5	5	0	0	0	0
Ministry Total	3	1	2	0	0	0	4	3	1	3	1	2	5	5	0	3	1	2
MINISTRY OF COMMERCE																		
Directorate of National Consumers Right Protection	0	0	0	1	0	1	3	3	0	10	5	5	128	81	47	0	0	0
Office of The Chief Controller of Imports and Exports	1	0	1	5	4	1	54	42	12	3	1	2	57	22	35	0	0	0
Registrar of Joint Stock Companies & Firms	0	0	0	12	9	3	7	3	4	0	0	0	15	11	4	0	0	0
World Trade Organization (WTO) Cell	0	0	0	0	3	-3	0	0	0	0	0	0	0	0	0	0	0	0
Ministry Total	1	0	1	18	16	2	64	48	16	13	6	7	200	114	86	0	0	0
MINISTRY OF FISHERIES AND LIVESTOCK																		
Department of Fisheries and Livestock Information Office	7	5	2	1	0	1	26	19	7	0	0	0	18	14	4	0	0	0
Department of Fisheries Bangladesh	13	1	12	120	110	10	248	166	82	3	3	0	1730	1238	492	15	7	8
Department of Livestock Services	38	24	14	20	16	4	6039	2787	3252	0	0	0	1446	975	471	16	10	6
Ministry Total	58	30	28	141	126	15	6313	2972	3341	3	3	0	3194	2227	967	31	17	14
MINISTRY OF LAND																		
Controller of Accounts (Revenue)	0	0	0	1	1	0	0	0	0	0	0	0	21	12	9	0	0	0
Department of land records and survey's	26	9	17	1726	461	1265	76	24	52	572	142	430	1042	305	737	25	14	11
Land Administration Training Centre	1	1	0	3	3	0	2	2	0	1	1	0	4	3	1	0	0	0
Ministry Total	27	10	17	1730	465	1265	78	26	52	573	143	430	1067	320	747	25	14	11

3.3 Government Servants by grade (grade-XII To grade-XVII) in Departments and Directorates

Departments and Directorates	Grade-XII			Grade-XIII			Grade-XIV			Grade-XV			Grade-XVI			Grade-XVII		
	Sanc.	Exist.	Vacancy	Sanc.	Exist.	Vacancy	Sanc.	Exist.	Vacancy	Sanc.	Exist.	Vacancy	Sanc.	Exist.	Vacancy	Sanc.	Exist.	Vacancy
MINISTRY OF FOOD																		
Director General of Food	6	0	6	1555	756	799	397	193	204	1628	803	825	1843	447	1396	9	0	9
Ministry Total	6	0	6	1555	756	799	397	193	204	1628	803	825	1843	447	1396	9	0	9
MINISTRY OF DISASTER MANAGEMENT AND RELIEF																		
Department of Disaster Management	88	74	14	15	10	5	125	104	21	555	49	506	606	456	150	0	0	0
Ministry Total	88	74	14	15	10	5	125	104	21	555	49	506	606	456	150	0	0	0
MINISTRY OF INFORMATION BROADCASTING																		
Department of Films and Publication	23	10	13	41	30	11	52	25	27	6	0	6	45	24	21	14	7	7
Department of Mass Communication	7	3	4	102	65	37	1	0	1	93	51	42	294	105	189	173	72	101
Press Information Department	1	1	0	39	23	16	28	14	14	0	0	0	40	33	7	15	9	6
Ministry Total	31	14	17	182	118	64	81	39	42	99	51	48	379	162	217	202	88	114
MINISTRY OF WATER RESOURCES																		
Department of Bangladesh Haor and Wetlands Development	0	0	0	1	0	1	3	0	3	0	0	0	37	15	22	0	0	0
Ministry Total	0	0	0	1	0	1	3	0	3	0	0	0	37	15	22	0	0	0
MINISTRY OF PRIMARY AND MASS EDUCATION																		
Bureau of Non-Formal Education	3	2	1	9	7	2	75	65	10	0	0	0	17	15	2	1	1	0
Compulsory Primary Education Implementation Monitoring Unit	0	0	0	1	1	0	6	5	1	3	3	0	1	1	0	0	0	0
Department of Primary Education	0	0	0	65744	48022	17722	1702	974	728	362418	314621	47797	1906	1114	792	0	0	0
National Academy for Primary Education, Mymensingh	2	0	2	4	1	3	6	1	5	0	0	0	15	3	12	0	0	0
Ministry Total	5	2	3	65758	48031	17727	1789	1045	744	362421	314624	47797	1939	1133	806	1	1	0

3.3 Government Servants by grade (grade-XII To grade-XVII) in Departments and Directorates

Departments and Directorates	Grade-XII			Grade-XIII			Grade-XIV			Grade-XV			Grade-XVI			Grade-XVII		
	Sanc.	Exist.	Vacancy	Sanc.	Exist.	Vacancy	Sanc.	Exist.	Vacancy	Sanc.	Exist.	Vacancy	Sanc.	Exist.	Vacancy	Sanc.	Exist.	Vacancy
MINISTRY OF SHIPPING																		
Department of Shipping, Inspector of Inland Ships	0	0	0	14	7	7	14	10	4	6	3	3	80	36	44	0	0	0
Directorate of Seamen & Immigration Welfare, Chattogram	0	0	0	3	3	0	5	4	1	0	0	0	8	7	1	0	0	0
Government Shipping Office, Chattogram	0	0	0	1	1	0	9	8	1	0	0	0	11	8	3	0	0	0
Mercantile Marine Department, Chattogram	0	0	0	3	2	1	4	4	0	3	2	1	10	9	1	3	2	1
Ministry Total	0	0	0	21	13	8	32	26	6	9	5	4	109	60	49	3	2	1
MINISTRY OF YOUTH AND SPORTS																		
Department of Youth Development	154	31	123	382	58	324	159	140	19	105	77	28	1263	838	425	18	13	5
Directorate of Sports	0	0	0	3	3	0	9	9	0	7	7	0	78	71	7	0	0	0
Ministry Total	154	31	123	385	61	324	168	149	19	112	84	28	1341	909	432	18	13	5
MINISTRY OF POST TELECOMMUNICATION AND INFORMATION TECHNOLOGY																		
POST & TELECOMMUNICATION DIVISION																		
Bangladesh post Office	280	146	134	1708	1018	690	587	265	322	4506	2175	2331	1036	557	479	3434	2075	1359
Bangladesh Telecommunication Regulatory Commission	0	0	0	4	2	2	1	0	1	0	0	0	76	61	15	0	0	0
Department of Telecommunications	74	27	47	216	72	144	961	400	561	2257	912	1345	439	196	243	1363	540	823
Ministry Total	354	173	181	1928	1092	836	1549	665	884	6763	3087	3676	1551	814	737	4797	2615	2182
INFORMATION & COMMUNICATION TECH DIVISION																		
Department of Information & Communication Technology (DOICT)	0	0	0	74	56	18	3	3	0	0	0	0	564	15	549	1	1	0
Office of the Controller of The Certifying Authority	0	0	0	4	2	2	3	2	1	0	0	0	23	12	11	0	0	0
Ministry Total	0	0	0	78	58	20	6	5	1	0	0	0	587	27	560	1	1	0

3.3 Government Servants by grade (grade-XII To grade-XVII) in Departments and Directorates

Departments and Directorates	Grade-XII			Grade-XIII			Grade-XIV			Grade-XV			Grade-XVI			Grade-XVII		
	Sanc.	Exist.	Vacancy	Sanc.	Exist.	Vacancy	Sanc.	Exist.	Vacancy	Sanc.	Exist.	Vacancy	Sanc.	Exist.	Vacancy	Sanc.	Exist.	Vacancy
MINISTRY OF EXPATRIATES' WELFARE AND OVERSEAS EMPLOYMENT																		
Bureau of Manpower Employment & Training	0	0	0	30	7	23	280	104	176	111	62	49	544	129	415	57	30	27
Ministry Total	0	0	0	30	7	23	280	104	176	111	62	49	544	129	415	57	30	27
MINISTRY OF ENVIRONMENT, FOREST AND CLIMATE CHANGE																		
Bangladesh Forest Research Inst Ctg	0	0	0	12	8	4	94	51	43	42	19	23	97	65	32	6	5	1
Bangladesh National Herbarium	2	2	0	5	3	2	0	0	0	4	4	0	4	4	0	0	0	0
Department of Forest	38	17	21	60	6	54	626	79	547	1455	958	497	611	386	225	2620	1667	953
Department Environment	69	20	49	24	11	13	11	8	3	46	19	27	278	148	130	0	0	0
Ministry Total	109	39	70	101	28	73	731	138	593	1547	1000	547	990	603	387	2626	1672	954
MINISTRY OF HOUSING AND PUBLIC WORKS																		
Department of Architecture	26	19	7	51	33	18	18	15	3	36	2	34	43	29	14	0	0	0
Directorate of Internal Audit	0	0	0	0	0	0	1	0	1	0	0	0	7	2	5	0	0	0
Directorate of Government Accommodation	0	0	0	16	6	10	46	38	8	2	0	2	100	62	38	0	0	0
Public Works Department	14	13	1	146	129	17	679	482	197	227	107	120	2403	1974	429	0	0	0
Urban Development Directorate	5	3	2	14	10	4	26	17	9	10	9	1	56	46	10	0	0	0
Ministry Total	45	35	10	227	178	49	770	552	218	275	118	157	2609	2113	496	0	0	0
MINISTRY OF SOCIAL WELFARE																		
Department of Social Services	0	0	0	305	248	57	1058	891	167	4	4	0	5023	4189	834	0	0	0
Ministry Total	0	0	0	305	248	57	1058	891	167	4	4	0	5023	4189	834	0	0	0

3.3 Government Servants by grade (grade-XII To grade-XVII) in Departments and Directorates

Departments and Directorates	Grade-XII			Grade-XIII			Grade-XIV			Grade-XV			Grade-XVI			Grade-XVII		
	Sanc.	Exist.	Vacancy	Sanc.	Exist.	Vacancy	Sanc.	Exist.	Vacancy	Sanc.	Exist.	Vacancy	Sanc.	Exist.	Vacancy	Sanc.	Exist.	Vacancy
MINISTRY OF LABOUR AND EMPLOYMENT																		
Department of Inspection for Factories and Establishments	0	0	0	13	7	6	30	15	15	36	20	16	127	90	37	0	0	0
Department of Labour	38	18	20	24	17	7	171	85	86	32	21	11	151	106	45	1	1	0
Ministry Total	38	18	20	37	24	13	201	100	101	68	41	27	278	196	82	1	1	0
MINISTRY OF CULTURAL AFFAIRS																		
Bangladesh Copy Right Office Dhaka	2	1	1	5	4	1	10	10	0	0	0	0	8	5	3	0	0	0
Department of Archaeology	0	0	0	15	11	4	61	40	21	13	10	3	79	56	23	17	12	5
Department of Archives & Library	0	0	0	18	11	7	20	18	2	3	3	0	23	13	10	0	0	0
Department of Public Library	48	29	19	74	31	43	50	35	15	9	3	6	157	64	93	0	0	0
Ministry Total	50	30	20	112	57	55	141	103	38	25	16	9	267	138	129	17	12	5
MINISTRY OF WOMEN AND CHILDREN AFFAIRS																		
Department of DNA Laboratory Management	0	0	0	0	0	0	0	0	0	0	0	0	0	0	0	0	0	0
Department of Women's Affairs	0	0	0	493	340	153	108	48	60	63	42	21	664	491	173	0	0	0
Ministry Total	0	0	0	493	340	153	108	48	60	63	42	21	664	491	173	0	0	0
GRAND TOTAL	5395	3565	1830	90268	60663	29605	75360	53691	21669	410249	346884	63365	106215	69235	36980	163674	144894	18780

3.4 Government Servants by grade (grade-XVIII To grade-XX, and Fixed & Other) in Departments and Directorates

Department/Directorates	Grade-XVIII			Grade-XIX			Grade-XX			Fixed & Other			Total		
	Sanc.	Exist.	Vacancy	Sanc.	Exist.	Vacancy	Sanc.	Exist.	Vacancy	Sanc.	Exist.	Vacancy	Sanc.	Exist.	Vacancy
PRIME MINISTER'S OFFICE															
Bureau of NGO Affairs	0	0	0	2	1	1	14	12	2	0	0	0	67	58	9
National Security Intelligence	5	3	2	0	0	0	226	127	99	0	0	0	4084	2110	1974
Special Security Force	0	0	0	0	0	0	58	45	13	0	0	0	222	153	69
Ministry Total	5	3	2	2	1	1	298	184	114	0	0	0	4373	2321	2052
MINISTRY OF PUBLIC ADMINISTRATION															
Department of Government Transport	121	52	69	4	4	0	195	84	111	0	0	0	2308	1346	962
Department of Printing and Publication	76	41	35	105	92	13	358	141	217	0	0	0	2395	1277	1118
Ministry Total	197	93	104	109	96	13	553	225	328	0	0	0	4703	2623	2080
MINISTRY OF DEFENCE															
AHQ, Aqs Br (Pa Dte)	1483	1136	347	859	766	93	10533	10078	455	0	0	0	17372	15699	1673
AHQ, E In C's Br. Works Dte	57	51	6	207	168	39	141	110	31	0	0	0	2324	1601	723
AHQ, Gs Br. Sd Dte	987	775	212	0	0	0	10102	9700	402	19	16	3	17372	15699	1673
Armed Forces Food & Drugs Lab	0	0	0	7	5	2	9	7	2	0	0	0	26	18	8
Armed Forces Institute of Pathology (AFIP), Dhaka Cantonment	5	3	2	0	0	0	32	31	1	0	0	0	40	35	5
Armed Forces Medical College	0	0	0	0	0	0	92	88	4	0	0	0	141	126	15
Armed Forces Medical Institute, Dhaka Cantonment	0	0	0	0	0	0	34	32	2	0	0	0	46	44	2
Armed Forces Medical Stores Depot Dhaka Cantonment	10	9	1	25	25	0	39	38	1	0	0	0	83	80	3
Bangladesh Air Force	190	121	69	48	29	19	2997	2609	388	0	0	0	4971	3997	974
Bangladesh Armed Service Board (BASB)	0	0	0	0	0	0	6	6	0	0	0	0	114	72	42
Bangladesh Meteorological Department	120	103	17	0	0	0	205	127	78	0	0	0	1305	842	463
Bangladesh Ordnance Factories	310	290	20	387	238	149	363	252	111	0	0	0	2069	1663	406

3.4 Government Servants by grade (grade-XVIII To grade-XX, and Fixed & Other) in Departments and Directorates

Department/Directorates	Grade-XVIII			Grade-XIX			Grade-XX			Fixed & Other			Total		
	Sanc.	Exist.	Vacancy	Sanc.	Exist.	Vacancy	Sanc.	Exist.	Vacancy	Sanc.	Exist.	Vacancy	Sanc.	Exist.	Vacancy
MINISTRY OF DEFENCE															
Controller General Defence Finance	8	8	0	6	5	1	177	148	29	0	0	0	1927	1119	808
Defence Services Command & Staff College	1	1	0	0	0	0	115	113	2	0	0	0	176	161	15
Department of Cypher	1	1	0	0	0	0	10	5	5	0	0	0	45	32	13
Director General of Forces Intelligence (DGFI)	0	0	0	2	2	0	249	228	21	2	2	0	719	623	96
Dte General Medical Services	19	16	3	29	26	3	159	141	18	0	0	0	416	364	52
Dte General Defence Purchase	1	0	1	0	0	0	28	22	6	0	0	0	88	75	13
Dte of Bd National Cadet Corps	2	2	0	0	0	0	265	221	44	0	0	0	480	377	103
Dte of Civilian Personnel (NAVAL HQ)	165	147	18	404	370	34	1013	952	61	0	0	0	4921	4193	728
Dte Of Inter Service Pub Relation	1	0	1	0	0	0	6	4	2	0	0	0	33	29	4
DW (Army)	65	60	5	0	0	0	206	187	19	0	0	0	1632	1132	500
DW and CE (Air) Kurmitola	36	31	5	0	0	0	20	16	4	0	0	0	352	266	86
DW And CE (Navy)	55	55	0	40	39	1	289	286	3	0	0	0	2089	1721	368
Inter Services Selection Board (ISSB)	1	0	1	0	0	0	56	50	6	0	0	0	59	52	7
Military Inst of Science & Technology	4	4	0	6	6	0	46	41	5	0	0	0	404	249	155
MODC Records, Rajendrapur Cantt	0	0	0	2	2	0	41	40	1	0	0	0	45	44	1
National Defence College, Mirpur	0	0	0	0	0	0	57	51	6	0	0	0	80	65	15
Office of The Chief Admin Officer	47	33	14	2	2	0	750	662	88	0	0	0	2034	1694	340
Survey of Bangladesh	4	1	3	36	16	20	174	88	86	0	0	0	893	504	389
The Department of Military Lands and Cantonments (DMLC)	0	0	0	3	1	2	47	37	10	0	0	0	166	131	35
Ministry Total	3572	2847	725	2063	1700	363	28261	26370	1891	21	18	3	62422	52707	9715

3.4 Government Servants by grade (grade-XVIII To grade-XX, and Fixed & Other) in Departments and Directorates

Department/Directorates	Grade-XVIII			Grade-XIX			Grade-XX			Fixed & Other			Total		
	Sanc.	Exist.	Vacancy	Sanc.	Exist.	Vacancy	Sanc.	Exist.	Vacancy	Sanc.	Exist.	Vacancy	Sanc.	Exist.	Vacancy
MINISTRY OF FINANCE															
FINANCE DIVISION															
Controller General of Account	21	5	16	0	0	0	996	514	482	0	0	0	7964	4363	3601
Office of the Comptroller & Auditor General of Bangladesh	13	12	1	26	15	11	614	334	280	0	0	0	5834	3138	2696
Ministry Total	34	17	17	26	15	11	1610	848	762	0	0	0	13798	7501	6297
MINISTRY OF FINANCE															
INTERNAL RESOURCES DIVISION															
Custom Excise Appellate Tribunal	2	1	1	0	0	0	17	14	3	0	0	0	65	43	22
Directorate of National Savings	0	0	0	1	0	1	92	69	23	0	0	0	460	304	156
National Board of Revenue (Board of Admin)	3	3	0	5	2	3	124	75	49	1	1	0	616	338	278
National Board of Revenue (Excise & Vat)	79	52	27	0	3	-3	766	386	380	0	0	0	12622	6818	5804
National Board of Revenue (Taxes)	0	0	0	0	0	0	2738	2155	583	0	0	0	8784	6166	2618
Taxes Appellate Tribunal	0	0	0	15	6	9	35	13	22	0	0	0	152	86	66
Ministry Total	84	56	28	21	11	10	3772	2712	1060	1	1	0	22699	13755	8944
MINISTRY OF HOME AFFAIRS															
PUBLIC SECURITY DIVISION															
Ansar and VDP Department	10836	10862	-26	279	210	69	289	225	64	0	0	0	21463	19323	2140
Bangladesh Coast Guard	4	2	2	0	0	0	41	10	31	0	0	0	396	208	188
Bangladesh Police	0	0	0	0	0	0	3840	2897	943	1	1	0	210430	195045	15385
Border Guard Bangladesh	290	267	23	248	236	12	3365	3240	125	0	0	0	5604	4806	798
Investigation Agency, International Crimes Tribunal, Bangladesh	0	0	0	0	0	0	47	28	19	0	0	0	289	164	125
National Telecommunication Monitoring Centre	5	5	0	0	0	0	8	8	0	0	0	0	44	24	20
Ministry Total	11135	11136	-1	527	446	81	7590	6408	1182	1	1	0	238226	219570	18656

3.4 Government Servants by grade (grade-XVIII To grade-XX, and Fixed & Other) in Departments and Directorates

Department/Directorates	Grade-XVIII			Grade-XIX			Grade-XX			Fixed & Other			Total		
	Sanc.	Exist.	Vacancy	Sanc.	Exist.	Vacancy	Sanc.	Exist.	Vacancy	Sanc.	Exist.	Vacancy	Sanc.	Exist.	Vacancy
MINISTRY OF HOME AFFAIRS															
SECURITY SERVICES DIVISION															
Department of Fire Services & Civil Defence	8700	7326	1374	32	26	6	348	327	21	0	0	0	14444	12174	2270
Department of Immigration & Passport	14	14	0	25	6	19	282	281	1	0	0	0	1184	1121	63
Department of Narcotics Control	79	66	13	94	66	28	56	34	22	0	0	0	3059	1794	1265
Directorate of Prisons	51	41	10	22	15	7	173	23	150	0	0	0	12054	10481	1573
Ministry Total	8844	7447	1397	173	113	60	859	665	194	0	0	0	30741	25570	5171
MINISTRY OF LAW, JUSTICE AND PARLIMENTARY AFFAIRS															
LAW & JUSTICE DIVISION															
Administrator General, Official Trustee & Official Receiver Office	0	0	0	1	1	0	6	6	0	0	0	0	21	14	7
Attorney General Office	0	0	0	0	0	0	130	116	14	0	0	0	214	186	28
Bangladesh Bar Council	0	0	0	35	17	18	8	15	-7	0	0	0	140	75	65
Department of Registration	1045	1036	9	0	0	0	617	553	64	0	0	0	3010	2859	151
International Crimes Tribunal (ICT-BD), Dhaka	1	0	1	0	0	0	31	23	8	0	0	0	82	40	42
Judicial Administration Training Institute	0	0	0	1	1	0	24	19	5	2	1	1	72	59	13
Lower Court of Law and Justice Division	0	0	0	4225	3783	442	0	0	0	0	0	0	9914	8992	922
National Legal Aid Services Organisation	2	2	0	64	1	63	3	0	3	0	0	0	260	140	120
Supreme Court Appellate Division	1	1	0	17	17	0	57	57	0	0	0	0	178	163	15
Supreme Court High Court Division	0	0	0	147	145	2	662	570	92	0	0	0	2197	2007	190
Ministry Total	1049	1039	10	4490	3965	525	1538	1359	179	2	1	1	16088	14535	1553

3.4 Government Servants by grade (grade-XVIII To grade-XX, and Fixed & Other) in Departments and Directorates

Department/Directorates	Grade-XVIII			Grade-XIX			Grade-XX			Fixed & Other			Total		
	Sanc.	Exist.	Vacancy	Sanc.	Exist.	Vacancy	Sanc.	Exist.	Vacancy	Sanc.	Exist.	Vacancy	Sanc.	Exist.	Vacancy
MINISTRY OF HEALTH AND FAMILY WELFARE															
MEDICAL EDUCATION & FAMILY WELFARE DIVISION															
Directorate General of Family Planning	23509	16156	7353	189	165	24	9142	6546	2596	0	0	0	54214	36958	17256
Directorate General of Medical Education (DGME)	0	0	0	0	0	0	42	1	41	0	0	0	131	40	91
Directorate General of Nursing and Midwifery	3	3	0	43	30	13	714	497	217	0	0	0	49775	45620	4155
National Institute of Population Research & Training (NIPORT)	15	2	13	0	0	0	361	232	129	0	0	0	852	461	391
Ministry Total	23527	16161	7366	232	195	37	10259	7276	2983	0	0	0	104972	83079	21893
MINISTRY OF HEALTH AND FAMILY WELFARE															
HEALTH SERVICE DIVISION															
Directorate General of Drug Administration (DGDA)	0	0	0	16	12	4	108	49	59	0	0	0	660	316	344
Directorate General of Health Services (DGHS)	494	204	290	1049	565	484	23960	13910	10050	1	1	0	119100	77933	41167
Health Economics Unit	0	0	0	0	0	0	8	7	1	0	0	0	29	23	6
Health Engineering Department (HED)	5	4	1	16	14	2	124	66	58	0	0	0	960	485	475
National Electro Medical Equipment Maintenance Workshop and Training Centre (NEMEMW & TC)	0	0	0	0	0	0	21	10	11	0	0	0	95	55	40
Transport & Equipment Maintenance Organization (TEMO)	0	0	0	1	0	1	26	12	14	0	0	0	75	40	35
Ministry Total	499	208	291	1082	591	491	24247	14054	10193	1	1	0	120919	78852	42067

3.4 Government Servants by grade (grade-XVIII To grade-XX, and Fixed & Other) in Departments and Directorates

Department/Directorates	Grade-XVIII			Grade-XIX			Grade-XX			Fixed & Other			Total		
	Sanc.	Exist.	Vacancy	Sanc.	Exist.	Vacancy	Sanc.	Exist.	Vacancy	Sanc.	Exist.	Vacancy	Sanc.	Exist.	Vacancy
MINISTRY OF LOCAL GOVERNMENT, RURAL DEVELOPMENT AND CO-OPERATIVES															
LOCAL GOVERNMENT DIVISION															
Dhaka Mosquito Control Office	7	6	1	0	0	0	345	214	131	0	0	0	396	251	145
Local Government Engineering Department	259	249	10	0	0	0	1790	1294	496	0	0	0	13394	9357	4037
National Institute of Local Government (NILG)	0	0	0	0	0	0	28	22	6	0	0	0	114	76	38
Office of The Registrar General, Birth and Death Registration	0	0	0	0	0	0	10	4	6	0	0	0	35	17	18
Public Health Engineering Department	2457	2271	186	1	1	0	1836	1394	442	0	0	0	6583	5118	1465
Ministry Total	2723	2526	197	1	1	0	4009	2928	1081	0	0	0	20522	14819	5703
RURAL DEVELOPMENT AND CO-OPERATIVES DIVISION															
Department of Co-operatives	76	46	30	0	0	0	1191	971	220	0	0	0	5089	3886	1203
Ministry Total	76	46	30	0	0	0	1191	971	220	0	0	0	5089	3886	1203
MINISTRY OF POWER, ENERGY AND MINERAL RESOURCES															
POWER DIVISION															
Office of The Chief Electric Inspector	0	0	0	0	0	0	16	7	9	0	0	0	114	35	79
Ministry Total	0	0	0	0	0	0	16	7	9	0	0	0	114	35	79
ENERGY AND MINERAL RESOURCES DIVISION															
Bangladesh Petroleum Institute	4	4	0	0	0	0	11	11	0	0	0	0	54	43	11
Bureau of Mineral Development	0	0	0	0	0	0	11	9	2	0	0	0	38	23	15
Department of Explosives	0	0	0	0	0	0	26	18	8	0	0	0	104	56	48
Geological Survey of Bangladesh	32	20	12	5	1	4	140	84	56	0	0	0	652	377	275
Ministry Total	36	24	12	5	1	4	188	122	66	0	0	0	848	499	349

3.4 Government Servants by grade (grade-XVIII To grade-XX, and Fixed & Other) in Departments and Directorates

Department/Directorates	Grade-XVIII			Grade-XIX			Grade-XX			Fixed & Other			Total		
	Sanc.	Exist.	Vacancy	Sanc.	Exist.	Vacancy	Sanc.	Exist.	Vacancy	Sanc.	Exist.	Vacancy	Sanc.	Exist.	Vacancy
MINISTRY OF INDUSTRIES															
Department of Patents, Design and Trademarks	1	1	0	3	3	0	8	5	3	0	0	0	112	72	40
National Productivity Organization	0	0	0	0	0	0	12	11	1	0	0	0	67	52	15
Office of the Chief Inspector of Boilers	0	0	0	0	0	0	26	21	5	0	0	0	144	110	34
Ministry Total	1	1	0	3	3	0	46	37	9	0	0	0	323	234	89
MINISTRY OF AGRICULTURE															
Agriculture Information Service (AIS)	2	1	1	52	48	4	7	0	7	0	0	0	243	216	27
Cotton Development Board	4	4	0	0	0	0	225	151	74	0	0	0	880	508	372
Department of Agricultural Marketing	38	38	0	12	10	2	241	107	134	0	0	0	774	484	290
Department of Agriculture Extension	502	257	245	12	6	6	3874	2858	1016	0	0	0	26273	18587	7686
Seed Certification Agency	10	7	3	0	0	0	84	82	2	0	0	0	429	263	166
Soil Resources Development Institute	54	51	3	2	2	0	190	157	33	0	0	0	956	603	353
Ministry Total	610	358	252	78	66	12	4621	3355	1266	0	0	0	29555	20661	8894
MINISTRY OF ROAD TRANSPORT AND BRIDGES															
ROAD TRANSPORT AND HIGHWAYS DIVISION															
Roads Department	320	96	224	315	40	275	2823	1780	1043	0	0	0	9431	4873	4558
Ministry Total	320	96	224	315	40	275	2823	1780	1043	0	0	0	9431	4873	4558
MINISTRY OF RAILWAYS															
Bangladesh Railway	3447	2384	1063	7841	4490	3351	11783	4402	7381	0	0	0	47637	24346	23291
Railway Inspection department	0	0	0	1	1	0	2	2	0	0	0	0	8	6	2
Ministry Total	3447	2384	1063	7842	4491	3351	11785	4404	7381	0	0	0	47645	24352	23293

3.4 Government Servants by grade (grade-XVIII To grade-XX, and Fixed & Other) in Departments and Directorates

Department/Directorates	Grade-XVIII			Grade-XIX			Grade-XX			Fixed & Other			Total		
	Sanc.	Exist.	Vacancy	Sanc.	Exist.	Vacancy	Sanc.	Exist.	Vacancy	Sanc.	Exist.	Vacancy	Sanc.	Exist.	Vacancy
MINISTRY OF PLANNING															
STATISTICS & INFORMATICS DIVISION															
Bangladesh Bureau of Statistics	0	0	0	0	0	0	671	310	361	0	0	0	4159	2228	1931
Ministry Total	0	0	0	0	0	0	671	310	361	0	0	0	4159	2228	1931
MINISTRY OF TEXTILE & JUTE															
Department of Jute	0	0	0	0	0	0	72	19	53	0	0	0	604	226	378
Department of Textile	56	41	15	0	0	0	211	143	68	0	0	0	1704	996	708
Ministry Total	56	41	15	0	0	0	283	162	121	0	0	0	2308	1222	1086
MINISTRY OF SCIENCE AND TECHNOLOGY															
National Museum of Science and Technology	7	4	3	0	0	0	22	13	9	0	0	0	104	65	39
Ministry Total	7	4	3	0	0	0	22	13	9	0	0	0	104	65	39
MINISTRY OF EDUCATION															
SECONDARY AND HIGHER EDUCATION DIVISION															
Bangladesh Bureau of Educational Information & Statistics (BANBEIS)	2	2	0	0	0	0	48	38	10	0	0	0	168	116	52
Directorate of inspection and audit	0	0	0	0	0	0	15	11	4	0	0	0	130	87	43
Directorate of Secondary and Higher Education	0	0	0	1011	596	415	6637	3612	3025	0	0	0	50337	39822	10515
Education Engineering Department	0	0	0	0	0	0	792	152	640	0	0	0	3175	884	2291
National Academy for Educational Management (NAEM)	0	0	0	5	3	2	62	53	9	0	0	0	182	142	40
Ministry Total	2	2	0	1016	599	417	7554	3866	3688	0	0	0	53992	41051	12941

3.4 Government Servants by grade (grade-XVIII To grade-XX, and Fixed & Other) in Departments and Directorates

Department/Directorates	Grade-XVIII			Grade-XIX			Grade-XX			Fixed & Other			Total		
	Sanc.	Exist.	Vacancy	Sanc.	Exist.	Vacancy	Sanc.	Exist.	Vacancy	Sanc.	Exist.	Vacancy	Sanc.	Exist.	Vacancy
MINISTRY OF EDUCATION															
TECHNICAL AND MADRASAH EDUCATION DIVISION															
Directorate of Madrasah Education	6	6	0	0	0	0	7	7	0	0	0	0	50	44	6
Directorate of Technical Education	147	46	101	3	0	3	1858	1301	557	0	0	0	26618	7995	18623
Ministry Total	153	52	101	3	0	3	1865	1308	557	0	0	0	26668	8039	18629
MINISTRY OF RELIGIOUS AFFAIRS															
Bangladesh Hazz Office, Jeddah	0	0	0	0	0	0	10	1	9	0	0	0	21	6	15
Hazz Office, Dhaka	0	0	0	1	1	0	6	5	1	0	0	0	20	18	2
Ministry Total	0	0	0	1	1	0	16	6	10	0	0	0	41	24	17
MINISTRY OF COMMERCE															
Directorate Of National Consumers Right Protection	0	0	0	9	2	7	84	0	84	0	0	0	359	188	171
Office Of the Chief Controller of Imports and Exports	0	0	0	0	0	0	91	11	80	0	0	0	276	123	153
Register of Joint Stock Companies & Firms	0	0	0	0	0	0	13	10	3	0	0	0	81	62	19
World Trade Organization (WTO) Cell	0	0	0	0	0	0	0	2	-2	0	0	0	0	12	-12
Ministry Total	0	0	0	9	2	7	188	23	165	0	0	0	716	385	331
MINISTRY OF FISHERIES AND LIVESTOCK															
Department of Fisheries and Livestock Information Office	3	3	0	0	0	0	19	2	17	0	0	0	82	48	34
Department of Fisheries Bangladesh	97	55	42	53	48	5	1372	1054	318	0	0	0	5988	3943	2045
Department of Livestock Services	1009	705	304	131	92	39	1719	1215	504	0	0	0	13053	7420	5633
Ministry Total	1109	763	346	184	140	44	3110	2271	839	0	0	0	19123	11411	7712

3.4 Government Servants by grade (grade-XVIII To grade-XX, and Fixed & Other) in Departments and Directorates

Department/Directorates	Grade-XVIII			Grade-XIX			Grade-XX			Fixed & Other			Total		
	Sanc.	Exist.	Vacancy	Sanc.	Exist.	Vacancy	Sanc.	Exist.	Vacancy	Sanc.	Exist.	Vacancy	Sanc.	Exist.	Vacancy
MINISTRY OF LAND															
Controller of Accounts (Revenue)	0	0	0	0	0	0	79	70	9	0	0	0	279	229	50
Department of land records and survey's	4	2	2	514	81	433	1400	649	751	1	1	0	6568	2206	4362
Land Administration Training Centre	5	5	0	0	0	0	14	13	1	0	0	0	42	38	4
Ministry Total	9	7	2	514	81	433	1493	732	761	1	1	0	6889	2473	4416
MINISTRY OF FOOD															
Director General of Food	13	1	12	157	82	75	5434	3344	2090	0	0	0	13721	7308	6413
Ministry Total	13	1	12	157	82	75	5434	3344	2090	0	0	0	13721	7308	6413
MINISTRY OF DISASTER MANAGEMENT AND RELIEF															
Department of Disaster Management	1	0	1	212	161	51	484	470	14	0	0	0	2712	1868	844
Ministry Total	1	0	1	212	161	51	484	470	14	0	0	0	2712	1868	844
MINISTRY OF INFORMATION AND BROADCASTING															
Department of Films and Publication	1	1	0	11	1	10	75	18	57	0	0	0	349	169	180
Department of Mass Communication	0	0	0	2	0	2	273	185	88	1	0	1	1178	603	575
Press Information Department	55	41	14	2	2	0	75	41	34	0	0	0	530	308	222
Ministry Total	56	42	14	15	3	12	423	244	179	1	0	1	2057	1080	977
MINISTRY OF WATER RESOURCES															
Department of Bangladesh Haor and Wetlands Development	0	0	0	4	3	1	35	11	24	0	0	0	118	37	81
Ministry Total	0	0	0	4	3	1	35	11	24	0	0	0	118	37	81

3.4 Government Servants by grade (grade-XVIII To grade-XX, and Fixed & Other) in Departments and Directorates

Department/Directorates	Grade-XVIII			Grade-XIX			Grade-XX			Fixed & Other			Total		
	Sanc.	Exist.	Vacancy	Sanc.	Exist.	Vacancy	Sanc.	Exist.	Vacancy	Sanc.	Exist.	Vacancy	Sanc.	Exist.	Vacancy
MINISTRY OF PRIMARY AND MASS EDUCATION															
Bureau of Non-Formal Education	2	2	0	0	0	0	81	75	6	0	0	0	269	224	45
Compulsory Primary Education Implementation Monitoring Unit	1	1	0	0	0	0	18	14	4	0	0	0	55	44	11
Department of Primary Education	644	437	207	20	0	20	38145	29653	8492	0	0	0	476997	399074	77923
National Academy for Primary Education, Mymensingh	1	0	1	0	0	0	18	9	9	0	0	0	97	57	40
Ministry Total	648	440	208	20	0	20	38262	29751	8511	0	0	0	477418	399399	78019
MINISTRY OF SHIPPING															
Department of Shipping, Inspector of Inland Ships	0	0	0	1	1	0	54	25	29	0	0	0	302	129	173
Directorate of Seamen & Immigration Welfare, Chattogram	0	0	0	0	0	0	22	22	0	0	0	0	42	39	3
Government Shipping Office, Chattogram	0	0	0	1	1	0	6	6	0	0	0	0	32	27	5
Mercantile Marine Department, Chattogram	0	0	0	0	0	0	17	17	0	0	0	0	47	42	5
Ministry Total	0	0	0	2	2	0	99	70	29	0	0	0	423	237	186
MINISTRY OF YOUTH AND SPORTS															
Department of Youth Development	51	22	29	32	21	11	1077	859	218	0	0	0	6432	4066	2366
Directorate of Sports	0	0	0	0	0	0	176	168	8	0	0	0	420	375	45
Ministry Total	51	22	29	32	21	11	1253	1027	226	0	0	0	6852	4441	2411
MINISTRY OF POST TELECOMMUNICATIONS AND INFORMATION TECHNOLOGY															
POST & TELECOMMUNICATION DIVISION															
Bangladesh Post Office	2298	1558	740	0	0	0	2549	1758	791	0	0	0	16939	9835	7104
Bangladesh Tele-communication Regulatory Commission	7	5	2	3	3	0	60	60	0	5	4	1	455	351	104
Department of Tele-communications	39	15	24	55	25	30	564	199	365	0	0	0	7772	3155	4617
Ministry Total	2344	1578	766	58	28	30	3173	2017	1156	5	4	1	25166	13341	11825

3.4 Government Servants by grade (grade-XVIII To grade-XX, and Fixed & Other) in Departments and Directorates


Department/Directorates	Grade-XVIII			Grade-XIX			Grade-XX			Fixed & Other			Total		
	Sanc.	Exist.	Vacancy	Sanc.	Exist.	Vacancy	Sanc.	Exist.	Vacancy	Sanc.	Exist.	Vacancy	Sanc.	Exist.	Vacancy
MINISTRY OF POST TELECOMMUNICATION AND INFORMATION TECHNOLOGY															
INFORMATION & COMMUNICATION TECH DIVISION															
Department of Information & Communication Technology (DOICT)	0	0	0	0	0	0	582	37	545	0	0	0	1868	618	1250
Office of The Controller of The Certifying Authority	1	1	0	0	0	0	15	2	13	0	0	0	83	36	47
Ministry Total	1	1	0	0	0	0	597	39	558	0	0	0	1951	654	1297
MINISTRY OF EXPATRIATES' WELFARE AND OVERSEAS EMPLOYMENT															
Bureau of Manpower Employment & Training	0	0	0	495	363	132	759	517	242	0	0	0	5160	2580	2580
Ministry Total	0	0	0	495	363	132	759	517	242	0	0	0	5160	2580	2580
MINISTRY OF ENVIRONMENT, FOREST AND CLIMATE CHANGE															
Bangladesh Forest Research Inst Ctg	5	3	2	135	58	77	195	88	107	0	0	0	770	398	372
Bangladesh National Herbarium	5	5	0	0	0	0	6	5	1	0	0	0	51	40	11
Department of Forest	42	19	23	152	123	29	3955	2621	1334	0	0	0	10377	6146	4231
Department of Environment (Doe)	9	0	9	32	26	6	114	15	99	0	0	0	1056	525	531
Ministry Total	61	27	34	319	207	112	4270	2729	1541	0	0	0	12254	7109	5145
MINISTRY OF HOUSING AND PUBLIC WORKS															
Department of Architecture	6	3	3	11	3	8	46	23	23	0	0	0	372	209	163
Directorate of Internal Audit	0	0	0	0	0	0	12	9	3	0	0	0	62	37	25
Directorate of Govt Accommodation	5	3	2	8	0	8	268	234	34	0	0	0	463	354	109
Public Works Department	9	8	1	319	219	100	1787	1604	183	0	0	0	7897	6480	1417
Urban Development Directorate	3	3	0	2	2	0	60	46	14	0	0	0	240	175	65
Ministry Total	23	17	6	340	224	116	2173	1916	257	0	0	0	9034	7255	1779

3.4 Government Servants by grade (grade-XVIII To grade-XX, and Fixed & Other) in Departments and Directorates

Department/Directorates	Grade-XVIII			Grade-XIX			Grade-XX			Fixed & Other			Total		
	Sanc.	Exist.	Vacancy	Sanc.	Exist.	Vacancy	Sanc.	Exist.	Vacancy	Sanc.	Exist.	Vacancy	Sanc.	Exist.	Vacancy
MINISTRY OF SOCIAL WELFARE															
Department of Social Services	597	478	119	187	131	56	3238	3179	59	0	0	0	12435	10673	1762
Ministry Total	597	478	119	187	131	56	3238	3179	59	0	0	0	12435	10673	1762
MINISTRY OF LABOUR AND EMPLOYMENT															
Department of Inspection for Factories and Establishments	0	0	0	0	0	0	207	31	176	0	0	0	993	472	521
Department of Labour	0	0	0	44	28	16	264	155	109	0	0	0	964	547	417
Ministry Total	0	0	0	44	28	16	471	186	285	0	0	0	1957	1019	938
MINISTRY OF CULTURAL AFFAIRS															
Bangladesh Copy Right Office Dhaka	0	0	0	0	0	0	4	3	1	0	0	0	43	33	10
Department of Archaeology	3	1	2	76	56	20	139	120	19	0	0	0	504	370	134
Department of Archives & Library	2	1	1	21	18	3	11	6	5	0	0	0	132	87	45
Department of Public Library	4	3	1	82	37	45	228	139	89	0	0	0	822	419	403
Ministry Total	9	5	4	179	111	68	382	268	114	0	0	0	1501	909	592
MINISTRY OF WOMEN AND CHILDREN AFFAIRS															
Department of DNA Laboratory Management	0	0	0	0	0	0	0	0	0	0	0	0	2	2	0
Department of Women's Affairs	5	0	5	95	89	6	1122	916	206	0	0	0	3599	2810	789
Ministry Total	5	0	5	95	89	6	1122	916	206	0	0	0	3601	2812	789
GRAND TOTAL	61304	47922	13382	20855	14011	6844	181043	129080	51963	33	27	6	1422828	1097492	325336

Chapter-4

Government Servants by Grade in office of the Divisional Commissioners and Deputy Commissioners



4.1 Government Servants by grade (grade-I To grade-V) in office of the Divisional Commissioners and Deputy Commissioners

Divisional and Deputy commissioners offices	Grade-I			Grade -II			Grade -III			Grade -IV			Grade -V		
	Sanc.	Exist.	Vacancy	Sanc.	Exist.	Vacancy	Sanc.	Exist.	Vacancy	Sanc.	Exist.	Vacancy	Sanc.	Exist.	Vacancy
BARISAL															
Barisal Div Com Office	0	0	0	1	1	0	2	0	2	0	0	0	0	0	0
Dc Office Barisal	0	0	0	0	0	0	0	0	0	0	0	0	7	6	1
Dc Office Jhalokati	0	0	0	0	0	0	0	0	0	0	0	0	7	5	2
Dc Office Bhola	0	0	0	0	0	0	0	0	0	0	0	0	7	4	3
Dc Office Perojpur	0	0	0	0	0	0	0	0	0	1	1	0	6	3	3
Dc Office Barguna	0	0	0	0	0	0	0	0	0	1	1	0	6	3	3
Dc Office Patuakhali	0	0	0	0	0	0	0	0	0	0	0	0	2	1	1
Divisional Total	0	0	0	1	1	0	2	0	2	2	2	0	35	22	13
CHATTOGRAM															
Chattogram Div Com Office	0	0	0	4	1	3	2	2	0	0	0	0	1	1	0
Dc Office Chattogram	0	0	0	0	0	0	0	0	0	0	0	0	2	2	0
Dc Office Bandarban	0	0	0	0	0	0	0	0	0	1	1	0	6	4	2
Dc Office Cox's Bazar	0	0	0	0	0	0	0	0	0	0	0	0	2	2	0
Dc Office Brahmanbaria	0	0	0	0	0	0	0	0	0	0	0	0	7	6	1
Dc Office Chandpur	0	0	0	0	0	0	0	0	0	0	0	0	7	5	2
Dc Office Cumilla	0	0	0	0	0	0	0	0	0	0	0	0	7	5	2
Dc Office Khagrachari	0	0	0	0	0	0	0	0	0	0	0	0	10	8	2
Dc Office Feni	0	0	0	0	0	0	0	0	0	0	0	0	2	2	0
Dc Office Noakhali	0	0	0	0	0	0	0	0	0	0	0	0	3	2	1
Dc Office Lakshmipur	0	0	0	0	0	0	0	0	0	0	0	0	8	5	3
Dc Office Rangamati	0	0	0	0	0	0	0	0	0	0	0	0	3	2	1
Divisional Total	0	0	0	4	1	3	2	2	0	1	1	0	58	44	14

4.1 Government Servants by grade (grade-I To grade-V) in office of the Divisional Commissioners and Deputy Commissioners

Divisional and Deputy commissioners offices	Grade-I			Grade -II			Grade -III			Grade -IV			Grade -V		
	Sanc.	Exist.	Vacancy	Sanc.	Exist.	Vacancy	Sanc.	Exist.	Vacancy	Sanc.	Exist.	Vacancy	Sanc.	Exist.	Vacancy
DHAKA															
Dhaka Div Com Office	0	0	0	1	1	0	5	3	2	0	0	0	1	0	1
Dc Office Tangail	0	0	0	0	0	0	0	0	0	1	1	0	6	4	2
Dc Office Dhaka	0	0	0	0	0	0	0	0	0	1	1	0	7	6	1
Dc Office Munshiganj	0	0	0	0	0	0	0	0	0	0	0	0	4	2	2
Dc Office Narayanganj	0	0	0	0	0	0	0	0	0	0	0	0	1	1	0
Dc Office Manikganj	0	0	0	0	0	0	0	0	0	0	0	0	6	6	0
Dc Office Gazipur	0	0	0	0	0	0	0	0	0	0	0	0	6	6	0
Dc Office Narsingdi	0	0	0	0	0	0	0	0	0	0	0	0	2	2	0
Dc Office Faridpur	0	0	0	0	0	0	0	0	0	0	0	0	2	2	0
Dc Office Gopalganj	0	0	0	0	0	0	0	0	0	0	0	0	2	2	0
Dc Office Rajbari	0	0	0	0	0	0	0	0	0	0	0	0	2	1	1
Dc Office Kishoreganj	0	0	0	0	0	0	0	0	0	0	0	0	3	3	0
Dc Office Sariatpur	0	0	0	0	0	0	0	0	0	0	0	0	7	5	2
Dc Office Madaripur	0	0	0	0	0	0	0	0	0	0	0	0	7	5	2
Divisional Total	0	0	0	1	1	0	5	3	2	2	2	0	56	45	11
KHULNA															
Khulna Div Com Office	0	0	0	1	1	0	4	2	2	1	0	1	1	1	0
Dc Office Khulna	0	0	0	0	0	0	0	0	0	0	0	0	2	2	0
Dc Office Jashore	0	0	0	0	0	0	0	0	0	1	1	0	6	6	0
Dc Office Narail	0	0	0	0	0	0	0	0	0	0	0	0	5	4	1
Dc Office Magura	0	0	0	0	0	0	0	0	0	0	0	0	5	5	0
Dc Office Jhenaidha	0	0	0	0	0	0	0	0	0	0	0	0	2	2	0
Dc Office Bagerhat	0	0	0	0	0	0	0	0	0	0	0	0	5	5	0

4.1 Government Servants by grade (grade-I To grade-V) in office of the Divisional Commissioners and Deputy Commissioners

Divisional and Deputy commissioners offices	Grade-I			Grade -II			Grade -III			Grade -IV			Grade -V		
	Sanc.	Exist.	Vacancy	Sanc.	Exist.	Vacancy	Sanc.	Exist.	Vacancy	Sanc.	Exist.	Vacancy	Sanc.	Exist.	Vacancy
KHULNA															
Dc Office Satkhira	0	0	0	0	0	0	0	0	0	1	1	0	4	4	0
Dc Office Meherpur	0	0	0	0	0	0	0	0	0	0	0	0	6	5	1
Dc Office Chuadanga	0	0	0	0	0	0	0	0	0	0	0	0	2	1	1
Dc Office Kushtia	0	0	0	0	0	0	0	0	0	1	1	0	4	4	0
Divisional Total	0	0	0	1	1	0	4	2	2	4	3	1	42	39	3
MYMENSINGH															
Mymensingh Div Com Office	0	0	0	2	2	0	1	0	1	2	1	1	0	0	0
Dc Office Mymensingh	0	0	0	0	0	0	0	0	0	0	0	0	6	6	0
Dc Office Jamalpur	0	0	0	0	0	0	0	0	0	0	0	0	7	5	2
Dc Office Sherpur	0	0	0	0	0	0	0	0	0	2	2	0	9	8	1
Dc Office Netrokona	0	0	0	0	0	0	0	0	0	0	0	0	2	2	0
Divisional Total	0	0	0	2	2	0	1	0	1	4	3	1	24	21	3
RAJSHAHI															
Rajshahi Div Com Office	0	0	0	1	1	0	4	3	1	2	2	0	6	5	1
Dc Office Rajshahi	0	0	0	0	0	0	0	0	0	1	1	0	5	5	0
Dc Office Bogura	0	0	0	0	0	0	0	0	0	0	0	0	6	6	0
Dc Office Joypurhat	0	0	0	0	0	0	0	0	0	1	1	0	4	4	0
Dc Office Serajgonj	0	0	0	0	0	0	0	0	0	0	0	0	8	6	2
Dc Office Pabna	0	0	0	0	0	0	0	0	0	0	0	0	7	5	2
Dc Office Naogaon	0	0	0	0	0	0	0	0	0	1	1	0	5	4	1
Dc Office Natore	0	0	0	0	0	0	0	0	0	1	1	0	4	4	0
Dc Office Nawabganj	0	0	0	0	0	0	0	0	0	0	0	0	5	4	1
Divisional Total	0	0	0	1	1	0	4	3	1	6	6	0	50	43	7

4.1 Government Servants by grade (grade-I To grade-V) in office of the Divisional Commissioners and Deputy Commissioners

Divisional and Deputy commissioners offices	Grade-I			Grade -II			Grade -III			Grade -IV			Grade -V			
	Sanc.	Exist.	Vacancy	Sanc.	Exist.	Vacancy	Sanc.	Exist.	Vacancy	Sanc.	Exist.	Vacancy	Sanc.	Exist.	Vacancy	
RANGPUR																
Rangpur Div Com Office	0	0	0	1	1	0	2	1	1	2	2	0	0	0	0	
Dc Office Dinajpur	0	0	0	0	0	0	0	0	0	1	1	0	5	4	1	
Dc Office Thakurgaon	0	0	0	0	0	0	0	0	0	0	0	0	5	4	1	
Dc Office Panchagarh	0	0	0	0	0	0	0	0	0	0	0	0	5	4	1	
Dc Office Gaibandha	0	0	0	0	0	0	0	0	0	0	0	0	5	5	0	
Dc Office Kurigram	0	0	0	0	0	0	0	0	0	1	1	0	4	3	1	
Dc Office Lalmonirhat	0	0	0	0	0	0	0	0	0	1	1	0	4	3	1	
Dc Office Nilphamari	0	0	0	0	0	0	0	0	0	0	0	0	7	5	2	
Dc Office Rangpur	0	0	0	0	0	0	0	0	0	0	0	0	6	6	0	
Divisional Total	0	0	0	1	1	0	2	1	1	5	5	0	41	34	7	
SYLHET																
Sylhet Div Com Office	0	0	0	1	1	0	2	2	0	0	0	0	0	0	0	
Dc Office Sylhet	0	0	0	0	0	0	0	0	0	0	0	0	6	6	0	
Dc Office Habiganj	0	0	0	0	0	0	0	0	0	0	0	0	4	5	-1	
Dc Office Sunamgonj	0	0	0	0	0	0	0	0	0	0	0	0	7	6	1	
Dc Office Moulvibazar	0	0	0	0	0	0	0	0	0	1	1	0	6	5	1	
Divisional Total	0	0	0	1	1	0	2	2	0	1	1	0	23	22	1	
GRAND TOTAL	0	0	0	12	9	3	22	13	9	25	23	2	329	270	59	

17— **4.2 Government Servants by grade (grade-VI To grade-XI) in office of the Divisional Commissioners and Deputy Commissioners**

Divisional and Deputy Commissioners offices	Grade-VI			Grade -VII			Grade -VIII			Grade -IX			Grade -X			Grade-XI		
	Sanc.	Exist.	Vacancy	Sanc.	Exist.	Vacancy	Sanc.	Exist.	Vacancy	Sanc.	Exist.	Vacancy	Sanc.	Exist.	Vacancy	Sanc.	Exist.	Vacancy
BARISAL																		
Barisal Div Com Office	3	3	0	0	0	0	1	0	1	1	1	0	3	1	2	0	0	0
Dc Office Barisal	15	10	5	0	0	0	0	0	0	31	22	9	27	8	19	0	0	0
Dc Office Jhalokati	9	4	5	4	3	1	4	1	3	0	9	-9	5	4	1	0	0	0
Dc Office Bhola	11	6	5	0	0	0	28	18	10	0	0	0	19	4	15	0	0	0
Dc Office Perojpur	11	7	4	0	0	0	5	10	-5	0	0	0	8	2	6	0	0	0
Dc Office Barguna	10	6	4	0	0	0	0	0	0	13	10	3	7	1	6	9	0	9
Dc Office Patuakhali	18	11	7	0	0	0	0	0	0	28	19	9	21	16	5	1	1	0
Divisional Total	77	47	30	4	3	1	38	29	9	73	61	12	90	36	54	10	1	9
CHATTOGRAM																		
Chattogram Div Com Office	2	2	0	0	0	0	0	0	0	7	6	1	2	1	1	0	0	0
Dc Office Chattogram	45	26	19	0	0	0	9	18	-9	32	25	7	56	32	24	0	0	0
Dc Office Bandarban	15	11	4	0	0	0	0	0	0	27	22	5	24	10	14	0	0	0
Dc Office Cox's Bazar	33	29	4	0	0	0	0	0	0	10	8	2	21	6	15	0	0	0
Dc Office Brahmanbaria	20	11	9	0	0	0	16	14	2	12	9	3	25	12	13	0	0	0
Dc Office Chandpur	12	8	4	0	0	0	0	0	0	17	14	3	20	8	12	72	39	33
Dc Office Cumilla	33	18	15	26	28	-2	0	0	0	3	3	0	37	27	10	0	0	0
Dc Office Khagrachari	22	17	5	0	0	0	10	4	6	1	0	1	30	11	19	0	0	0
Dc Office Feni	15	10	5	0	0	0	1	6	-5	10	13	-3	17	12	5	6	2	4
Dc Office Noakhali	19	13	6	0	0	0	0	0	0	26	24	2	23	17	6	0	0	0
Dc Office Lakshmipur	13	5	8	10	4	6	0	7	-7	0	0	0	14	1	13	5	4	1
Dc Office Rangamati	29	14	15	9	1	8	0	6	-6	7	3	4	23	15	8	0	0	0
Divisional Total	258	164	94	45	33	12	36	55	-19	152	127	25	292	152	140	83	45	38

4.2 Government Servants by grade (grade-VI To grade-XI) in office of the Divisional Commissioners and Deputy Commissioners

Divisional and Deputy Commissioners offices	Grade-VI			Grade -VII			Grade -VIII			Grade -IX			Grade -X			Grade-XI		
	Sanc.	Exist.	Vacancy	Sanc.	Exist.	Vacancy	Sanc.	Exist.	Vacancy	Sanc.	Exist.	Vacancy	Sanc.	Exist.	Vacancy	Sanc.	Exist.	Vacancy
DHAKA																		
Dhaka Div Com Office	6	3	3	0	0	0	0	0	0	4	1	3	2	2	0	0	0	0
Dc Office Tangail	21	15	6	0	0	0	0	0	0	29	22	7	29	15	14	0	0	0
Dc Office Dhaka	13	9	4	0	0	0	33	42	-9	19	8	11	54	15	39	0	0	0
Dc Office Munshiganj	25	16	9	0	0	0	18	13	5	1	0	1	18	13	5	0	0	0
Dc Office Narayanganj	15	10	5	0	0	0	0	0	0	17	23	-6	16	10	6	0	0	0
Dc Office Manikganj	12	10	2	0	0	0	0	0	0	19	20	-1	18	5	13	7	6	1
Dc Office Gazipur	12	8	4	0	0	0	0	0	0	23	21	2	14	13	1	0	0	0
Dc Office Narsingdi	20	15	5	0	0	0	0	0	0	16	15	1	16	11	5	0	0	0
Dc Office Faridpur	17	12	5	0	0	0	0	0	0	36	15	21	23	19	4	0	0	0
Dc Office Gopalganj	15	11	4	0	0	0	0	0	0	10	14	-4	14	9	5	0	0	0
Dc Office Rajbari	25	9	16	0	0	0	0	0	0	14	7	7	14	8	6	0	0	0
Dc Office Kishoregonj	23	16	7	0	0	0	0	0	0	40	25	15	31	9	22	0	0	0
Dc Office Sariatpur	11	6	5	0	0	0	0	0	0	12	12	0	8	5	3	0	0	0
Dc Office Madaripur	11	7	4	0	0	0	0	0	0	13	11	2	15	9	6	0	0	0
Divisional Total	226	147	79	0	0	0	51	55	-4	253	194	59	272	143	129	7	6	1
KHULNA																		
Khulna Dv Com Office	6	3	3	0	0	0	0	0	0	4	2	2	8	1	7	0	0	0
Dc Office Khulna	32	18	14	0	0	0	18	7	11	17	8	9	39	7	32	27	24	3
Dc Office Jahsore	8	9	-1	0	0	0	31	18	13	12	6	6	12	4	8	9	9	0
Dc Office Narail	7	3	4	0	0	0	0	0	0	11	10	1	10	6	4	0	0	0
Dc Office Magura	4	3	1	4	0	4	19	24	-5	0	0	0	12	8	4	0	0	0
Dc Office Jhenaidha	21	13	8	12	6	6	4	5	-1	1	0	1	17	8	9	0	0	0

4.2 Government Servants by grade (grade-VI To grade-XI) in office of the Divisional Commissioners and Deputy Commissioners

Divisional and Deputy Commissioners offices	Grade-VI			Grade -VII			Grade -VIII			Grade -IX			Grade -X			Grade-XI		
	Sanc.	Exist.	Vacancy	Sanc.	Exist.	Vacancy	Sanc.	Exist.	Vacancy	Sanc.	Exist.	Vacancy	Sanc.	Exist.	Vacancy	Sanc.	Exist.	Vacancy
KHULNA																		
Dc Office Bagerhat	14	9	5	0	0	0	0	0	0	36	9	27	23	6	17	0	0	0
Dc Office Satkhira	11	7	4	0	0	0	0	0	0	18	14	4	16	10	6	0	0	0
Dc Office Meherpur	12	11	1	0	0	0	0	0	0	3	2	1	4	3	1	0	0	0
Dc Office chuadanga	14	7	7	0	0	0	0	0	0	11	16	-5	12	9	3	0	0	0
Dc Office Kushtia	17	8	9	0	0	0	0	0	0	13	16	-3	15	7	8	0	0	0
Divisional Total	146	91	55	16	6	10	72	54	18	126	83	43	168	69	99	36	33	3
MYMENSINGH																		
Mymensingh Div Com Office	4	4	0	0	0	0	0	0	0	0	0	0	2	1	1	0	0	0
Dc Office Mymensingh	15	13	2	3	0	3	0	0	0	37	29	8	22	9	13	0	0	0
Dc Office Jamalpur	11	7	4	0	0	0	0	0	0	19	16	3	19	4	15	0	0	0
Dc Office Sherpur	7	2	5	0	0	0	0	0	0	15	8	7	14	2	12	0	0	0
Dc Office Netrokona	19	13	6	0	0	0	0	0	0	22	21	1	24	8	16	0	0	0
Divisional Total	56	39	17	3	0	3	0	0	0	93	74	19	81	24	57	0	0	0
RAJSHAHI																		
Rajshahi Div Com Office	0	0	0	0	0	0	0	0	0	3	2	1	2	1	1	1	1	0
Dc Office Rajshahi	32	27	5	10	9	1	0	0	0	4	0	4	27	13	14	0	0	0
Dc Office Bogura	17	14	3	0	0	0	0	0	0	37	23	14	31	10	21	0	0	0
Dc Office Joypurhat	13	5	8	5	2	3	0	0	0	4	12	-8	14	7	7	0	0	0
Dc Office Serajgonj	14	10	4	1	1	0	0	0	0	20	22	-2	28	18	10	0	0	0
Dc Office Pabna	17	7	10	0	0	0	9	0	9	30	25	5	23	16	7	0	0	0
Dc Office Naogaon	16	13	3	0	0	0	0	0	0	22	25	-3	27	14	13	0	0	0
Dc Office Natore	11	8	3	7	2	5	0	0	0	4	0	4	18	11	7	0	0	0
Dc Office Nawabganj	10	6	4	5	3	2	0	0	0	5	11	-6	14	0	14	0	0	0
Divisional Total	130	90	40	28	17	11	9	0	9	129	120	9	184	90	94	1	1	0

4.2 Government Servants by grade (grade-VI To grade-XI) in office of the Divisional Commissioners and Deputy Commissioners

Divisional and Deputy Commissioners office	Grade-VI			Grade -VII			Grade -VIII			Grade -IX			Grade -X			Grade-XI		
	Sanc.	Exist.	Vacancy	Sanc.	Exist.	Vacancy	Sanc.	Exist.	Vacancy	Sanc.	Exist.	Vacancy	Sanc.	Exist.	Vacancy	Sanc.	Exist.	Vacancy
RANGPUR																		
Rangpur Div Com Office	1	4	-3	0	0	0	0	0	0	4	0	4	2	0	2	0	0	0
Dc Office Dinajpur	17	14	3	0	0	0	23	24	-1	2	1	1	31	16	15	0	0	0
Dc Office Thakurgaon	9	6	3	0	0	0	6	9	-3	6	3	3	14	7	7	0	0	0
Dc Office Panchagarh	7	5	2	2	0	2	5	1	4	6	4	2	14	7	7	0	0	0
Dc Office Gaibandha	13	7	6	7	6	1	4	9	-5	1	0	1	18	5	13	0	0	0
Dc Office Kurigram	10	9	1	21	5	16	0	6	-6	2	1	1	23	7	16	0	0	0
Dc Office Lalmonirhat	5	3	2	10	4	6	0	0	0	5	6	-1	15	6	9	0	0	0
Dc Office Nilphamari	8	6	2	4	2	2	11	11	0	1	0	1	17	5	12	0	0	0
Dc Office Rangpur	14	11	3	9	3	6	0	0	0	19	16	3	23	13	10	0	0	0
Divisional Total	84	65	19	53	20	33	49	60	-11	46	31	15	157	66	91	0	0	0
SYLHET																		
Sylhet Div Com Office	2	0	2	1	1	0	0	0	0	6	3	3	3	2	1	0	0	0
Dc Office Syhlet	17	14	3	0	0	0	34	31	3	2	0	2	34	17	17	0	0	0
Dc Office Habiganj	20	14	6	0	0	0	27	24	3	0	0	0	22	7	15	0	0	0
Dc Office Sunamgonj	18	11	7	0	0	0	30	21	9	0	0	0	28	8	20	0	0	0
Dc Office Moulvibazar	11	7	4	1	0	1	16	19	-3	1	0	1	19	11	8	0	0	0
Divisional Total	68	46	22	2	1	1	107	95	12	9	3	6	106	45	61	0	0	0
GRAND TOTAL	1045	689	356	151	80	71	362	348	14	881	693	188	1350	625	725	137	86	51

4.3 Government Servants by grade (grade-XII To grade-XVII) in office of the Divisional Commissioners and Deputy Commissioners

Divisional and Deputy Commissioners offices	Grade-XII			Grade -XIII			Grade -XIV			Grade -XV			Grade - XVI			Grade-XVII		
	Sanc.	Exist.	Vacancy	Sanc.	Exist.	Vacancy	Sanc.	Exist.	Vacancy	Sanc.	Exist.	Vacancy	Sanc.	Exist.	Vacancy	Sanc.	Exist.	Vacancy
BARISAL																		
Barisal Div Com Office	0	0	0	8	6	2	10	4	6	8	7	1	44	29	15	0	0	0
Dc Office Barisal	0	0	0	26	10	16	138	116	22	15	0	15	225	166	59	71	44	27
Dc Office Jhalokati	0	0	0	14	11	3	6	6	0	21	18	3	36	18	18	0	0	0
Dc Office Bhola	0	0	0	20	4	16	33	12	21	11	0	11	147	107	40	48	23	25
Dc Office Perojpur	0	0	0	22	10	12	9	1	8	17	11	6	50	24	26	0	0	0
Dc Office Barguna	0	0	0	19	8	11	21	18	3	10	3	7	50	23	27	39	26	13
Dc Office Patuakhali	0	0	0	23	19	4	37	20	17	29	20	9	108	70	38	53	20	33
DIVISIONAL TOTAL	0	0	0	132	68	64	254	177	77	111	59	52	660	437	223	211	113	98
CHATTOGRAM																		
Chattogram Div Com Office	0	0	0	14	9	5	6	4	2	13	13	0	29	24	5	10	2	8
Dc Office Chattogram	0	0	0	41	10	31	110	70	40	19	12	7	417	218	199	173	115	58
Dc Office Bandarban	0	0	0	28	23	5	23	14	9	15	10	5	47	29	18	0	0	0
Dc Office Cox's Bazar	0	0	0	16	11	5	32	12	20	0	0	0	71	43	28	25	24	1
Dc Office Brahmanbaria	0	0	0	28	20	8	31	15	16	7	6	1	66	40	26	6	6	0
Dc Office Chandpur	72	45	27	32	13	19	33	17	16	33	18	15	120	45	75	0	0	0
Dc Office Cumilla	0	0	0	60	25	35	54	43	11	0	0	0	415	194	221	175	134	41
Dc Office Khagrachari	0	0	0	27	20	7	12	9	3	14	11	3	118	93	25	8	3	5
Dc Office Feni	0	0	0	13	11	2	24	12	12	8	8	0	101	54	47	44	35	9
Dc Office Noakhali	0	0	0	26	19	7	45	39	6	0	0	0	84	27	57	0	0	0
Dc Office Lakshmipur	0	0	0	11	10	1	27	12	15	24	7	17	127	63	64	46	34	12
Dc Office Rangamati	0	0	0	26	12	14	25	8	17	15	14	1	90	74	16	0	0	0
DIVISIONAL TOTAL	72	45	27	322	183	139	422	255	167	148	99	49	1685	904	781	487	353	134

4.3 Government Servants by grade (grade-XI I To grade-XVII) in office of the Divisional Commissioners and Deputy Commissioners

Divisional and Deputy Commissioner Offices	Grade-XII			Grade -XIII			Grade -XIV			Grade -XV			Grade - XVI			Grade-XVII		
	Sanc.	Exist.	Vacancy	Sanc.	Exist.	Vacancy	Sanc.	Exist.	Vacancy	Sanc.	Exist.	Vacancy	Sanc.	Exist.	Vacancy	Sanc.	Exist.	Vacancy
DHAKA																		
Dhaka Div Com Office	0	0	0	17	15	2	12	5	7	0	0	0	37	29	8	1	1	0
Dc Office Tangail	0	0	0	45	38	7	48	32	16	16	16	0	279	104	175	101	88	13
Dc Office Dhaka	0	0	0	17	17	0	15	10	5	8	6	2	74	71	3	14	14	0
Dc Office Munshiganj	0	0	0	29	18	11	21	14	7	14	12	2	131	76	55	54	37	17
Dc Office Narayanganj	0	0	0	16	5	11	9	7	2	9	7	2	146	128	18	45	38	7
Dc Office Manikganj	0	0	0	13	4	9	31	18	13	23	9	14	151	72	79	68	54	14
Dc Office Gazipur	0	0	0	19	17	2	24	12	12	29	22	7	152	100	52	0	0	0
Dc Office Narsingdi	0	0	0	20	10	10	23	12	11	94	58	36	40	22	18	5	5	0
Dc Office Faridpur	0	0	0	36	14	22	14	11	3	4	4	0	51	45	6	25	13	12
Dc Office Gopalganj	0	0	0	32	25	7	23	5	18	15	11	4	123	85	38	64	50	14
Dc Office Rajbari	0	0	0	15	14	1	21	14	7	15	8	7	153	101	52	44	33	11
Dc Office Kishoregonj	0	0	0	47	22	25	36	24	12	16	12	4	284	198	86	85	58	27
Dc Office Sariatpur	0	0	0	12	6	6	22	11	11	17	9	8	98	65	33	0	0	0
Dc Office Madaripur	0	0	0	14	6	8	18	7	11	22	7	15	137	85	52	60	53	7
DIVISIONAL TOTAL	0	0	0	332	211	121	317	182	135	282	181	101	1856	1181	675	566	444	122
KHULNA																		
Khulna Div Com Office	0	0	0	9	6	3	12	7	5	13	12	1	50	32	18	0	0	0
Dc Office Khulna	0	0	0	40	21	19	45	28	17	30	20	10	267	184	83	2	2	0
Dc Office Jashore	0	0	0	51	34	17	12	4	8	35	30	5	247	142	105	61	42	19
Dc Office Narail	0	0	0	9	8	1	14	5	9	17	13	4	50	42	8	2	1	1
Dc Office Magura	0	0	0	15	10	5	13	7	6	13	5	8	94	82	12	24	13	11
Dc Office Jhenaidha	0	0	0	19	11	8	23	20	3	10	10	0	174	114	60	72	51	21

4.3 Government Servants by grade (grade-XI I To grade-XVII) in office of the Divisional Commissioners and Deputy Commissioners

Divisional and Deputy Commissioners offices	Grade-XII			Grade -XIII			Grade -XIV			Grade -XV			Grade -XVI			Grade-XVII		
	Sanc.	Exist.	Vacancy	Sanc.	Exist.	Vacancy	Sanc.	Exist.	Vacancy	Sanc.	Exist.	Vacancy	Sanc.	Exist.	Vacancy	Sanc.	Exist.	Vacancy
KHULNA																		
Dc Office Bagerhat	0	0	0	26	17	9	7	4	3	32	32	0	139	80	59	31	29	2
Dc Office Satkhira	0	0	0	25	13	12	24	11	13	25	15	10	158	108	50	80	44	36
Dc Office Meherpur	0	0	0	9	5	4	12	12	0	9	8	1	71	56	15	13	7	6
Dc Office chuadanga	0	0	0	15	13	2	8	6	2	18	15	3	104	75	29	30	24	6
Dc Office Kushtia	1	0	1	32	13	19	6	2	4	26	19	7	227	126	101	0	0	0
DIVISIONAL TOTAL	1	0	1	250	151	99	176	106	70	228	179	49	1581	1041	540	315	213	102
MYMENSINGH																		
Mymensingh Div Com Office	0	0	0	11	7	4	0	0	0	12	1	11	37	28	9	0	0	0
Dc Office Mymensingh	0	0	0	33	13	20	45	24	21	49	36	13	192	98	94	32	6	26
Dc Office Jamalpur	0	0	0	28	2	26	24	10	14	11	6	5	96	61	35	1	1	0
Dc Office Sherpur	0	0	0	19	8	11	13	4	9	11	4	7	127	55	72	40	31	9
Dc Office Netrokona	10	4	6	16	10	6	47	32	15	24	12	12	191	141	50	90	48	42
DIVISIONAL TOTAL	10	4	6	107	40	67	129	70	59	107	59	48	643	383	260	163	86	77
RAJSHAHI																		
Rajshahi Div Com Office	0	0	0	25	23	2	12	6	6	12	2	10	42	20	22	0	0	0
Dc Office Rajshahi	0	0	0	34	27	7	41	29	12	41	28	13	178	72	106	91	47	44
Dc Office Bogura	0	0	0	32	19	13	39	10	29	17	10	7	290	136	154	97	59	38
Dc Office Joypurhat	0	0	0	15	6	9	10	4	6	47	27	20	65	76	-11	4	2	2
Dc Office Serajgonj	0	0	0	18	1	17	40	16	24	55	29	26	196	140	56	72	39	33
Dc Office Pabna	0	0	0	26	10	16	43	25	18	26	25	1	194	124	70	84	53	31
Dc Office Naogaon	0	0	0	18	15	3	9	5	4	2	2	0	54	44	10	3	1	2
Dc Office Natore	0	0	0	7	7	0	10	7	3	4	3	1	12	10	2	6	6	0
Dc Office Nawabganj	0	0	0	11	10	1	17	14	3	9	6	3	34	27	7	27	27	0
DIVISIONAL TOTAL	0	0	0	186	118	68	221	116	105	213	132	81	1065	649	416	384	234	150

4.3 Government Servants by grade (grade-XI I To grade-XVII) in office of the Divisional Commissioners and Deputy Commissioners

Divisional and Deputy Commissioners office	Grade-XII			Grade -XIII			Grade-XIV			Grade -XV			Grade -XVI			Grade-XVII		
	Sanc.	Exist.	Vacancy	Sanc.	Exist.	Vacancy	Sanc.	Exist.	Vacancy	Sanc.	Exist.	Vacancy	Sanc.	Exist.	Vacancy	Sanc.	Exist.	Vacancy
RANGPUR																		
Rangpur Div Com Office	0	0	0	7	3	4	7	0	7	18	13	5	38	20	18	0	0	0
Dc Office Dinajpur	0	0	0	32	20	12	47	24	23	40	31	9	302	177	125	107	70	37
Dc Office Thakurgaon	0	0	0	19	12	7	87	44	43	1	0	1	71	38	33	55	25	30
Dc Office Panchagarh	0	0	0	14	7	7	26	12	14	10	6	4	55	39	16	1	1	0
Dc Office Gaibandha	0	0	0	35	30	5	0	0	0	26	20	6	188	106	82	120	43	77
Dc Office Kurigram	0	0	0	36	20	16	26	18	8	36	13	23	219	154	65	74	44	30
Dc Office Lalmonirhat	0	0	0	10	7	3	47	31	16	9	0	9	126	66	60	0	0	0
Dc Office Nilphamari	0	0	0	19	2	17	24	9	15	24	18	6	162	103	59	65	29	36
Dc Office Rangpur	0	0	0	25	14	11	32	26	6	39	23	16	277	157	120	0	0	0
DIVISIONAL TOTAL	0	0	0	197	115	82	296	164	132	203	124	79	1438	860	578	422	212	210
SYLHET																		
Sylhet Div Com Office	0	0	0	7	6	1	22	20	2	13	2	11	57	33	24	0	0	0
Dc Office Sylhet	0	0	0	33	5	28	52	35	17	34	15	19	108	106	2	70	64	6
Dc Office Habiganj	0	0	0	25	10	15	24	19	5	15	13	2	240	146	94	0	0	0
Dc Office Sunamgonj	0	0	0	30	22	8	42	19	23	36	22	14	158	128	30	44	31	13
Dc Office Moulvibazar	0	0	0	24	18	6	29	15	14	15	14	1	147	84	63	64	40	24
DIVISIONAL TOTAL	0	0	0	119	61	58	169	108	61	113	66	47	710	497	213	178	135	43
GRAND TOTAL	83	49	34	1645	947	698	1984	1178	806	1405	899	506	9638	5952	3686	2726	1790	936

4.4 Government Servants by grade (grade-XVIII To grade-XX, and Fixed & Others) in office of the Divisional Commissioners and Deputy Commissioners

Divisional and Deputy Commissioners offices	Grade-XVIII			Grade-XIX			Grade-XX			Fixed & Others			Total		
	Sanc.	Exist.	Vacancy	Sanc.	Exist.	Vacancy	Sanc.	Exist.	Vacancy	Sanc.	Exist.	Vacancy	Sanc.	Exist.	Vacancy
BARISAL															
Barisal Div Com Office	0	0	0	0	0	0	32	8	24	0	0	0	113	60	53
Dc Office Barisal	0	0	0	0	0	0	445	300	145	0	0	0	1000	682	318
Dc Office Jhalokati	0	0	0	0	0	0	92	52	40	0	0	0	198	131	67
Dc Office Bhola	0	0	0	0	0	0	302	214	88	0	0	0	626	392	234
Dc Office Perojpur	0	0	0	0	0	0	115	81	34	0	0	0	244	150	94
Dc Office Barguna	0	0	0	0	0	0	109	83	26	0	0	0	294	182	112
Dc Office Patuakhali	0	0	0	0	0	0	277	231	46	0	0	0	597	428	169
Divisional Total	0	0	0	0	0	0	1372	969	403	0	0	0	3072	2025	1047
CHATTOGRAM															
Chattogram Div Com Office	0	0	0	0	0	0	71	45	26	0	0	0	161	110	51
Dc Office Chattogram	0	0	0	0	0	0	764	485	279	0	0	0	1668	1013	655
Dc Office Bandarban	0	0	0	0	0	0	209	175	34	0	0	0	395	299	96
Dc Office Cox's Bazar	0	0	0	0	0	0	224	147	77	0	0	0	434	282	152
Dc Office Brahmanbaria	0	0	0	0	0	0	130	111	19	0	0	0	348	250	98
Dc Office Chandpur	0	0	0	0	0	0	380	262	118	0	0	0	798	474	324
Dc Office Cumilla	0	0	0	0	0	0	708	560	148	0	0	0	1518	1037	481
Dc Office Khagrachari	0	0	0	0	0	0	220	170	50	0	0	0	472	346	126
Dc Office Feni	0	0	0	0	0	0	218	157	61	0	0	0	459	322	137
Dc Office Noakhali	0	0	0	0	0	0	168	108	60	0	0	0	394	249	145
Dc Office Lakshmipur	0	0	0	15	12	3	215	149	66	0	0	0	515	313	202
Dc Office Rangamati	0	0	0	0	0	0	261	158	103	0	0	0	488	307	181
Divisional Total	0	0	0	15	12	3	3568	2527	1041	0	0	0	7650	5002	2648

4.4 Government Servants by grade (grade-XVIII To grade-XX, and Fixed & Others) in office of the Divisional Commissioners and Deputy Commissioners

Divisional and Deputy Commissioners offices	Grade-XVIII			Grade-XIX			Grade-XX			Fixed & Others			Total		
	Sanc.	Exist.	Vacancy	Sanc.	Exist.	Vacancy	Sanc.	Exist.	Vacancy	Sanc.	Exist.	Vacancy	Sanc.	Exist.	Vacancy
DHAKA															
Dhaka Div Com Office	0	0	0	0	0	0	55	26	29	0	0	0	141	86	55
Dc Office Tangail	0	0	0	0	0	0	534	429	105	0	0	0	1109	764	345
Dc Office Dhaka	0	0	0	0	0	0	57	57	0	0	0	0	312	256	56
Dc Office Munshiganj	0	0	0	0	0	0	289	208	81	0	0	0	604	409	195
Dc Office Narayanganj	0	0	0	0	0	0	252	228	24	0	0	0	526	457	69
Dc Office Manikganj	0	0	0	0	0	0	340	240	100	0	0	0	688	444	244
Dc Office Gazipur	2	1	1	0	0	0	105	96	9	0	0	0	386	296	90
Dc Office Narsingdi	0	0	0	0	0	0	94	84	10	0	0	0	330	234	96
Dc Office Faridpur	0	0	0	0	0	0	264	198	66	0	0	0	472	333	139
Dc Office Gopalganj	0	0	0	0	0	0	254	199	55	0	0	0	552	411	141
Dc Office Rajbari	0	0	0	0	0	0	190	177	13	0	0	0	493	372	121
Dc Office Kishoregonj	0	0	0	0	0	0	479	326	153	0	0	0	1044	693	351
Dc Office Sariatpur	0	0	0	46	41	5	216	170	46	0	0	0	449	330	119
Dc Office Madaripur	0	0	0	0	0	0	241	178	63	0	0	0	538	368	170
Divisional Total	2	1	1	46	41	5	3370	2616	754	0	0	0	7644	5453	2191
KHULNA															
Khulna Div Com Office	0	0	0	0	0	0	61	32	29	0	0	0	170	99	71
Dc Office Khulna	0	0	0	0	0	0	516	390	126	0	0	0	1035	711	324
Dc Office Jashore	0	0	0	0	0	0	458	381	77	0	0	0	943	686	257
Dc Office Narail	0	0	0	0	0	0	120	93	27	0	0	0	245	185	60
Dc Office Magura	0	0	0	0	0	0	210	169	41	0	0	0	413	326	87
Dc Office Jhenaidha	0	0	0	0	0	0	326	296	30	0	0	0	681	536	145
Dc Office Bagerhat	0	0	0	0	0	0	91	66	25	0	0	0	404	257	147

4.4 Government Servants by grade (grade-XVIII To grade-XX, and Fixed & Others) in office of the Divisional Commissioners and Deputy Commissioners

Divisional and Deputy Commissioners offices	Grade-XVIII			Grade-XIX			Grade-XX			Fixed & Others			Total		
	Sanc.	Exist.	Vacancy	Sanc.	Exist.	Vacancy	Sanc.	Exist.	Vacancy	Sanc.	Exist.	Vacancy	Sanc.	Exist.	Vacancy
KHULNA															
Dc Office Satkhira	0	0	0	0	0	0	316	245	71	0	0	0	678	472	206
Dc Office Meherpur	0	0	0	0	0	0	144	110	34	0	0	0	283	219	64
Dc Office Chuadanga	0	0	0	0	0	0	191	141	50	0	0	0	405	307	98
Dc Office Kushtia	0	0	0	0	0	0	311	248	63	0	0	0	653	444	209
Divisional Total	0	0	0	0	0	0	2744	2171	573	0	0	0	5910	4242	1668
MYMENSINGH															
Mymensingh Div Com Office	0	0	0	0	0	0	25	13	12	0	0	0	96	57	39
Dc Office Mymensingh	0	0	0	0	0	0	280	199	81	0	0	0	714	433	281
Dc Office Jamalpur	0	0	0	0	0	0	107	57	50	0	0	0	323	169	154
Dc Office Sherpur	0	0	0	0	0	0	232	149	83	0	0	0	489	273	216
Dc Office Netrokona	0	0	0	0	0	0	431	281	150	0	0	0	876	572	304
Divisional Total	0	0	0	0	0	0	1075	699	376	0	0	0	2498	1504	994
RAJSHAHI															
Rajshahi Div Com Office	0	0	0	0	0	0	62	47	15	0	0	0	172	113	59
Dc Office Rajshahi	0	0	0	0	0	0	401	285	116	0	0	0	865	543	322
Dc Office Bogura	0	0	0	0	0	0	533	370	163	0	0	0	1099	657	442
Dc Office Joypurhat	0	0	0	0	0	0	32	28	4	0	0	0	214	174	40
Dc Office Serajgonj	0	0	0	0	0	0	401	300	101	0	0	0	853	582	271
Dc Office Pabna	0	0	0	0	0	0	403	302	101	0	0	0	862	592	270
Dc Office Naogaon	0	0	0	0	0	0	250	174	76	0	0	0	407	298	109
Dc Office Natore	0	0	0	0	0	0	31	33	-2	0	0	0	115	92	23
Dc Office Nawabganj	0	0	0	0	0	0	86	69	17	0	0	0	223	177	46
Divisional Total	0	0	0	0	0	0	2199	1608	591	0	0	0	4810	3228	1582

4.4 Government Servants by grade (grade-XVIII To grade-XX, and Fixed & Others) in office of the Divisional Commissioners and Deputy Commissioners

Divisional and Deputy Commissioners offices	Grade-XVIII			Grade-XIX			Grade-XX			Fixed & Others			Total		
	Sanc.	Exist.	Vacancy	Sanc.	Exist.	Vacancy	Sanc.	Exist.	Vacancy	Sanc.	Exist.	Vacancy	Sanc.	Exist.	Vacancy
RANGPUR															
Rangpur Div Com Office	0	0	0	0	0	0	36	23	13	0	0	0	118	67	51
Dc Office Dinajpur	0	0	0	0	0	0	537	320	217	0	0	0	1144	702	442
Dc Office Thakurgaon	0	0	0	0	0	0	238	163	75	0	0	0	511	311	200
Dc Office Panchagarh	0	0	0	0	0	0	68	60	8	0	0	0	213	146	67
Dc Office Gaibandha	0	0	0	0	0	0	391	123	268	0	0	0	808	354	454
Dc Office Kurigram	0	0	0	0	0	0	381	257	124	0	0	0	833	538	295
Dc Office Lalmonirhat	0	0	0	0	0	0	227	165	62	0	0	0	459	292	167
Dc Office Nilphamari	0	0	0	0	0	0	307	177	130	0	0	0	649	367	282
Dc Office Rangpur	0	0	0	0	0	0	383	319	64	0	0	0	827	588	239
Divisional Total	0	0	0	0	0	0	2568	1607	961	0	0	0	5562	3365	2197
SYLHET															
Sylhet Div Com Office	0	0	0	0	0	0	54	39	15	0	0	0	168	109	59
Dc Office Sylhet	0	0	0	0	0	0	519	287	232	0	0	0	909	580	329
Dc Office Habiganj	0	0	0	0	0	0	332	231	101	0	0	0	709	469	240
Dc Office Sunamgonj	0	0	0	0	0	0	320	266	54	0	0	0	713	534	179
Dc Office Moulvibazar	0	0	0	0	0	0	294	191	103	0	0	0	628	405	223
Divisional Total	0	0	0	0	0	0	1519	1014	505	0	0	0	3127	2097	1030
Grand Total	2	1	1	61	53	8	18415	13211	5204	0	0	0	40273	26916	13357

Chapter-5

Government Servants by grade in Autonomous Bodies, Corporations and Others

5.1 Government Servants by grade (grade-I To grade-V) in Autonomous Bodies, Corporations and Others

Autonomous Bodies/ Corporation and Others	Grade-I			Grade-II			Grade-III			Grade-IV			Grade-V		
	Sanc	Exist	Vacant	Sanc	Exist	Vacant	Sanc	Exist	Vacant	Sanc	Exist	Vacant	Sanc	Exist	Vacant
PRIME MINISTER'S OFFICE															
Bangladesh Economic Zone Authority	1	1	0	3	3	0	7	5	2	0	0	0	12	12	0
Bangladesh Export Processing Zone Authority	1	1	0	0	0	0	20	16	4	30	9	21	103	93	10
Bangladesh Investment Development Authority	1	1	0	13	9	4	6	3	3	0	0	0	36	28	8
Executive Cell, Board of Governors, Bangladesh Private Export Processing Zones	0	0	0	0	0	0	1	1	0	0	0	0	1	1	0
National Skills Development Authority	1	1	0	5	5	0	0	0	0	0	0	0	11	8	3
Public-Private Partnership Office	1	1	0	0	0	0	4	1	3	0	0	0	4	4	0
Ministry Total	5	5	0	21	17	4	38	26	12	30	9	21	167	146	21
MINISTRY OF PUBLIC ADMINISTRATION															
Bangladesh Civil Service Administration Academy	1	1	0	2	2	0	6	6	0	0	0	0	6	6	0
Bangladesh Employees Welfare Board	1	1	0	0	0	0	1	0	1	0	0	0	11	5	6
Bangladesh Public Administration Training Centre (BPATC)	1	1	0	0	0	0	6	5	1	1	0	1	21	16	5
Biam Foundation	0	0	0	1	1	0	4	4	0	0	0	0	2	3	-1
National Academy for Planning and Development (NAPD)	1	1	0	1	1	0	1	1	0	3	3	0	3	3	0
Sarkari Karmachari Hospital	0	0	0	0	0	0	0	0	0	2	2	0	16	7	9
Ministry Total	4	4	0	4	4	0	18	16	2	6	5	1	59	40	19
MINISTRY OF DEFENCE															
Bangladesh Cadet College	0	0	0	0	0	0	0	0	0	6	4	2	72	70	2
Bangladesh Space Research & Remote Sensing Organization	0	0	0	1	1	0	14	0	4	13	3	10	0	0	0
Ministry Total	0	0	0	1	1	0	14	10	4	19	7	12	72	70	2

5.1 Government Servants by grade (grade-I To grade-V) in Autonomous Bodies, Corporations and Others

Autonomous Bodies/ Corporation and Others	Grade-I			Grade-II			Grade-III			Grade-IV			Grade-V		
	Sanc	Exist	Vacant	Sanc	Exist	Vacant	Sanc	Exist	Vacant	Sanc	Exist	Vacant	Sanc	Exist	Vacant
MINISTRY OF FINANCE															
FINANCIAL INSTITUTION DIVISION															
Agrani Bank	0	0	0	25	23	2	106	105	1	303	303	0	909	906	3
Ansar VDP Unnayan Bank	1	1	0	2	1	1	15	4	11	55	43	12	165	89	76
Bangladesh Bank	4	4	0	36	36	0	143	143	0	605	621	-16	1294	1578	-284
Bangladesh Development Bank Ltd.	0	0	0	14	8	6	47	29	18	77	48	29	116	51	65
Bangladesh House Building Finance Corporation	1	1	0	7	6	1	25	16	9	61	22	39	245	142	103
Bangladesh Inst Of Capital Market (BICM)	1	1	0	3	2	1	5	1	4	0	0	0	5	2	3
Bangladesh Insurance Academy	0	0	0	1	1	0	1	1	0	0	0	0	2	2	0
Bangladesh NGO Foundation	0	0	0	3	0	3	4	2	2	0	0	0	10	3	7
Basic Bank	1	1	0	17	10	7	52	39	13	234	153	81	434	248	186
Insurance Development and Regulatory Authority (IDRA)	0	0	0	0	0	0	13	9	4	3	3	0	2	2	0
Investment Corp of Bangladesh	1	1	0	90	57	33	9	4	5	76	76	0	104	83	21
Janata Bank	1	1	0	35	33	2	148	149	-1	347	346	1	869	867	2
Jiban Bima Corporation	1	1	0	6	5	1	11	9	2	17	17	0	73	70	3
Karmasangsthan Bank	0	0	0	5	2	3	16	16	0	46	46	0	162	143	19
Krishi Bank	1	1	0	23	11	12	121	77	44	345	227	118	703	529	174
Microcredit Regulatory Authority	0	0	0	1	1	0	0	0	0	2	2	0	7	3	4
Palli Sanchay Bank	1	1	0	4	2	2	6	0	6	40	0	40	255	2	253
Rajshahi Krishi Unnayan Bank	1	0	1	7	3	4	48	11	37	85	75	10	229	212	17
Rupali Bank	1	1	0	24	24	0	106	96	10	200	179	21	825	686	139
Sadharan Bima Corporation, Dhaka	1	1	0	8	6	2	16	14	2	24	24	0	82	74	8
Securities & Exchange Commission	4	3	1	12	12	0	26	21	5	25	21	4	29	5	24
Sonali Bank	1	1	0	41	23	18	179	153	26	469	438	31	1541	1348	193
The Security Printing Corporation	0	0	0	1	1	0	9	8	1	14	14	0	24	21	3
Ministry Total	21	19	2	365	267	98	1106	907	199	3028	2658	370	8085	7066	1019

5.1 Government Servants by grade (grade-I To grade-V) in Autonomous Bodies, Corporations and Others

Autonomous Bodies/ Corporation and Others	Grade-I			Grade-II			Grade-III			Grade-IV			Grade-V			
	Sanc	Exist	Vacant	Sanc	Exist	Vacant	Sanc	Exist	Vacant	Sanc	Exist	Vacant	Sanc	Exist	Vacant	
MINISTRY OF FOREIGN AFFAIRS																
Bangladesh Institute of Law and International Affairs (BILIA)	0	0	0	0	0	0	0	0	0	0	0	0	0	0	0	0
Foreign Service Academy	1	1	0	0	0	0	1	0	1	0	0	0	2	1	1	
Institute Of International & Strategic Studies	2	1	1	5	2	3	5	4	1	7	4	3	0	0	0	
State Guest House Padma, Meghna, Sugandha	0	0	0	0	0	0	0	0	0	0	0	0	0	0	0	
Ministry Total	3	2	1	5	2	3	6	4	2	7	4	3	2	1	1	
MINISTRY OF HEALTH AND FAMILY WELFARE																
MEDICAL EDUCATION & FAMILY WELFARE DIVISION																
Bangabandhu Sheikh Mujib Medical University	1	1	0	4	4	0	179	179	0	197	197	0	23	22	1	
Bangladesh Board of Unani and Ayurvedic System of Medicine	0	0	0	0	0	0	0	0	0	1	0	1	0	0	0	
Bangladesh College of Physicians & Surgeons	0	0	0	0	0	0	1	0	1	0	0	0	8	7	1	
Bangladesh Homeopathy Board	0	0	0	0	0	0	0	0	0	0	0	0	1	1	0	
Bangladesh Medical & Dental Council	0	0	0	1	1	0	0	0	0	1	1	0	0	0	0	
Bangladesh Medical Research Council	0	0	0	0	0	0	1	1	0	1	0	1	0	0	0	
Bangladesh Nursing and Midwifery Council	0	0	0	0	0	0	0	0	0	1	1	0	0	0	0	
Bangladesh Pharmacy Council	0	0	0	0	0	0	0	0	0	1	1	0	2	0	2	
Bangladesh State Medical Faculty	0	0	0	0	0	0	0	0	0	1	1	0	1	1	0	
Bureau Of Health Education	0	0	0	0	0	0	0	0	0	0	0	0	1	1	0	
Rajshahi Medical University	0	0	0	0	0	0	5	5	0	0	0	0	7	5	2	
Sheikh Hasina Medical University, Khulna	0	0	0	0	0	0	2	1	1	0	0	0	3	2	1	
Ministry Total	1	1	0	5	5	0	188	186	2	203	201	2	46	39	7	

5.1 Government Servants by grade (grade-I To grade-V) in Autonomous Bodies, Corporations and Others

Autonomous Bodies/ Corporation and Others	Grade-I			Grade-II			Grade-III			Grade-IV			Grade-V		
	Sanc	Exist	Vacant	Sanc	Exist	Vacant	Sanc	Exist	Vacant	Sanc	Exist	Vacant	Sanc	Exist	Vacant
MINISTRY OF HEALTH AND FAMILY WELFARE															
HEALTH SERVICES DIVISION,															
Community Clinic Health Assistance Trust	0	0	0	1	1	0	0	0	0	0	0	0	1	1	0
Institute of Epidemiology, Disease Control and Research	0	0	0	0	0	0	5	3	2	8	4	4	0	0	0
Institute of Public Health	0	0	0	0	0	0	1	1	0	4	3	1	8	7	1
Institute of Public Health Nutrition (IPHN)	0	0	0	0	0	0	1	0	1	1	1	0	4	3	1
National Centre for Control of Rheumatic Fever & Heart Disease	0	0	0	0	0	0	1	1	0	2	1	1	0	0	0
National Institute of Cancer Research & Hospital	0	0	0	0	0	0	14	8	6	27	15	12	5	1	4
National Institute Of Cardio Vascular Diseases	0	0	0	0	0	0	28	17	11	38	25	13	11	1	10
National Institute of Diseases of The Chest & Hospital	0	0	0	1	0	1	5	1	4	15	9	6	1	1	0
National Institute of Ear Neck Throat (ENT)	0	0	0	0	0	0	7	3	4	16	7	9	3	2	1
National Institute of Kidney Diseases & Urology	0	0	0	0	0	0	9	7	2	15	10	5	0	0	0
National Institute of Laboratory Medicine And Referral Centre	0	0	0	0	0	0	3	1	2	7	2	5	0	0	0
National Institute of Mental Health, Dhaka	0	0	0	0	0	0	7	1	6	11	9	2	0	0	0
National Institute of Neuro Sciences & Hospital	0	0	0	0	0	0	15	10	5	20	14	6	4	1	3
National Institute of Ophthalmology & Hospital, Dhaka	0	0	0	0	0	0	12	10	2	24	12	12	0	0	0

5.1 Government Servants by grade (grade-I To grade-V) in Autonomous Bodies, Corporations and Others

Autonomous Bodies/ Corporation and Others	Grade-I			Grade-II			Grade-III			Grade-IV			Grade-V		
	Sanc	Exist	Vacant	Sanc	Exist	Vacant	Sanc	Exist	Vacant	Sanc	Exist	Vacant	Sanc	Exist	Vacant
MINISTRY OF HEALTH AND FAMILY WELFARE															
HEALTH SERVICES DIVISION,															
National Institute of Traumatology & Orthopaedic Rehabilitation (NITOR)	0	0	0	0	0	0	35	14	21	71	24	47	30	2	28
Sheikh Hasina National Institute of Burn & Plastic Surgery	0	0	0	0	0	0	14	2	12	10	6	4	2	2	0
Sheikh Russel National Gastro liver Institute & Hospital	0	0	0	0	0	0	10	3	7	8	6	2	2	1	1
Ministry Total	0	0	0	2	1	1	167	82	85	277	148	129	71	22	49
MINISTRY OF LOCAL GOVERNMENT, RURAL DEVELOPMENT AND CO-OPERATIVES															
LOCAL GOVERNMENT DIVISION,															
Barisal City Corporation	0	0	0	0	0	0	1	1	0	1	1	0	4	4	0
Chattogram City Corporation	0	0	0	0	0	0	0	0	0	4	3	1	11	9	2
Cumilla City Corporation	0	0	0	0	0	0	0	0	0	0	0	0	3	3	0
Dhaka North City Corporation	0	0	0	3	3	0	3	3	0	25	24	1	6	4	2
Dhaka South City Corporation	0	0	0	1	1	0	3	2	1	11	8	3	12	6	6
Gazipur City Corporation	0	0	0	0	0	0	0	0	0	3	2	1	6	2	4
Khulna City Corporation	0	0	0	0	0	0	1	1	0	0	0	0	2	2	0
Mymensingh City Corporation	0	0	0	0	0	0	0	0	0	0	0	0	0	3	-3
Narayanganj City Corporation	0	0	0	0	0	0	0	0	0	3	1	2	0	0	0
Rajshahi City Corporation	0	0	0	1	1	0	2	2	0	1	1	0	4	4	0
Rangpur City Corporation	0	0	0	0	0	0	0	0	0	3	3	0	7	2	5
Sylhet City Corporation	0	0	0	0	0	0	0	0	0	3	1	2	2	2	0
Wasa Chattogram	0	0	0	0	0	0	4	4	0	7	5	2	4	2	2
Wasa Dhaka	0	0	0	1	0	1	8	2	6	19	13	6	44	37	7
Wasa Khulna	1	1	0	0	0	0	0	0	0	2	1	1	3	2	1
Wasa, Rajshahi	0	0	0	0	0	0	0	0	0	0	0	0	0	4	-4
Ministry Total	1	1	0	6	5	1	22	15	7	82	63	19	108	86	22

5.1 Government Servants by grade (grade-I To grade-V) in Autonomous Bodies, Corporations and Others

Autonomous Bodies/ Corporation and Others	Grade-I			Grade-II			Grade-III			Grade-IV			Grade-V		
	Sanc	Exist	Vacant	Sanc	Exist	Vacant	Sanc	Exist	Vacant	Sanc	Exist	Vacant	Sanc	Exist	Vacant
MINISTRY OF LOCAL GOVERNMENT, RURAL DEVELOPMENT AND CO-OPERATIVES															
RURAL DEVELOPMENT AND CO-OPERATIVE DIVISION															
Bangabandhu Academy for Poverty Alleviation and Rural Development Gopalganj	0	0	0	0	0	0	1	1	0	3	2	1	4	0	4
Bangladesh Academy for Rural Development Cumilla (BARD)	0	0	0	1	1	0	1	1	0	9	7	2	14	12	2
Bangladesh Milk Producer's Co-Operative Union Ltd. (MILKVITA)	0	0	0	0	0	0	0	1	-1	0	0	0	2	1	1
Bangladesh Rural Development Board & BRDTI, Sylhet	1	1	0	0	0	0	6	5	1	0	0	0	10	10	0
Palli Daridro Bimochon Foundation	1	1	0	3	1	2	3	6	-3	15	14	1	56	18	38
Rural Development Academy Bogura (RDA)	0	0	0	1	1	0	1	0	1	8	7	1	10	5	5
Ministry Total	2	2	0	5	3	2	12	14	-2	35	30	5	96	46	50
MINISTRY OF POWER, ENERGY AND MINERAL RESOURCES															
POWER DIVISION															
Bangladesh Energy and Power Research Council	1	1	0	0	0	0	4	1	3	1	1	0	0	0	0
Bangladesh Power Development Board	0	0	0	0	0	0	0	0	0	1	1	0	4	4	0
Bangladesh Rural Electrification Board	1	1	0	9	8	1	2	2	0	61	57	4	2	2	0
Sustainable & Renewable Energy Development Authority (SREDA)	0	0	0	1	1	0	6	6	0	0	0	0	4	0	4
Ministry Total	2	2	0	10	9	1	12	9	3	63	59	4	10	6	4
ENERGY AND MINERAL RESOURCES DIVISION															
Bangladesh Energy Regulatory Commission	0	0	0	0	0	0	5	5	0	0	0	0	0	0	0
Bangladesh Oil Gas & Mineral Corporation	0	0	0	7	5	2	20	19	1	43	19	24	54	35	19
Hydrocarbon Unit	0	0	0	0	0	0	1	1	0	0	0	0	2	0	2
Petroleum Corporation	0	0	0	1	1	0	8	7	1	15	14	1	1	1	0
Ministry Total	0	0	0	8	6	2	34	32	2	58	33	25	57	36	21

5.1 Government Servants by grade (grade-I To grade-V) in Autonomous Bodies, Corporations and Others

Autonomous Bodies/ Corporation and Others	Grade-I			Grade-II			Grade-III			Grade-IV			Grade-V		
	Sanc	Exist	Vacant	Sanc	Exist	Vacant	Sanc	Exist	Vacant	Sanc	Exist	Vacant	Sanc	Exist	Vacant
MINISTRY OF INDUSTRIES															
Bangladesh Accreditation Board (BAB)	0	0	0	0	0	0	1	1	0	0	0	0	1	0	1
Bangladesh Chemical Industries Corporation	1	1	0	29	7	22	122	54	68	289	150	139	430	333	97
Bangladesh Industrial Technical Assistance Centre (BITAC)	0	0	0	0	0	0	0	0	0	4	4	0	6	6	0
Bangladesh Institute of Management	0	0	0	1	1	0	3	0	3	0	0	0	14	14	0
Bangladesh Small & Cottage Industries Corporation	0	0	0	1	1	0	34	12	22	34	0	34	38	11	27
Bangladesh Standard & Testing Institute	1	1	0	0	0	0	0	0	0	9	8	1	0	0	0
Bangladesh Steel & Engineering Corporation	0	0	0	0	0	0	31	8	23	52	31	21	59	38	21
Bangladesh Sugar & Food Industries Corporation	1	1	0	5	1	4	133	87	46	487	234	253	0	0	0
Ministry Total	3	3	0	36	10	26	324	162	162	875	427	448	548	402	146
MINISTRY OF AGRICULTURE															
Bangladesh Agricultural Development Corporation	1	1	0	20	18	2	7	7	0	107	105	2	250	224	26
Bangladesh Agricultural Research Institute	1	1	0	8	7	1	39	39	0	102	98	4	4	0	4
Bangladesh Agricultural Research Council	1	1	0	7	4	3	16	12	4	25	14	11	4	4	0
Bangladesh Institute of Nuclear Agriculture, Mymensingh	1	1	0	3	3	0	16	15	1	21	13	8	2	0	2
Bangladesh Institute of Research and Training on Applied Nutrition (BIRTAN)	0	0	0	0	1	-1	1	1	0	3	0	3	6	0	6
Bangladesh Jute Research Institute	1	0	1	4	2	2	13	11	2	41	23	18	1	1	0

5.1 Government Servants by grade (grade-I To grade-V) in Autonomous Bodies, Corporations and Others

Autonomous Bodies/ Corporation and Others	Grade-I			Grade-II			Grade-III			Grade-IV			Grade-V		
	Sanc	Exist	Vacant	Sanc	Exist	Vacant	Sanc	Exist	Vacant	Sanc	Exist	Vacant	Sanc	Exist	Vacant
MINISTRY OF AGRICULTURE															
Bangladesh Rice Research Institute	1	0	1	2	1	1	28	22	6	44	38	6	4	3	1
Bangladesh Sugar crop Research Institute	1	1	0	2	0	2	16	12	4	26	14	12	2	2	0
Bangladesh Wheat And Maize Research Institute	0	0	0	1	0	1	9	5	4	20	9	11	1	0	1
Barind Multipurpose Development Authority, Rajshahi	2	2	0	0	0	0	3	3	0	8	8	0	0	0	0
National Agriculture Training Academy	0	0	0	1	0	1	2	1	1	0	0	0	13	8	5
Ministry Total	9	7	2	48	36	12	150	128	22	397	322	75	287	242	45
MINISTRY OF ROAD TRANSPORT AND BRIDGES															
ROAD TRANSPORT AND HIGHWAYS DIVISION,															
Bangladesh Road Transport Authority (BRTA)	0	0	0	1	1	0	0	0	0	7	7	0	0	0	0
Bangladesh Road Transport Corporation	0	0	0	1	1	0	3	3	0	4	4	0	6	5	1
Dhaka Transport Co-Ordination Authority	0	0	0	1	1	0	5	4	1	6	2	4	16	13	3
Ministry Total	0	0	0	3	3	0	8	7	1	17	13	4	22	18	4
BRIDGE DIVISION															
Bangladesh Bridge Authority	1	1	0	0	0	0	5	4	1	14	11	3	0	0	0
Ministry Total	1	1	0	0	0	0	5	4	1	14	11	3	0	0	0
MINISTRY OF PLANNING															
PLANNING DIVISION															
Bangladesh Institute of Development Studies (BIDS)	1	1	0	0	0	0	5	2	3	16	7	9	3	2	1
Ministry Total	1	1	0	0	0	0	5	2	3	16	7	9	3	2	1

5.1 Government Servants by grade (grade-I To grade-V) in Autonomous Bodies, Corporations and Others

Autonomous Bodies/ Corporation and Others	Grade-I			Grade-II			Grade-III			Grade-IV			Grade-V			
	Sanc	Exist	Vacant	Sanc	Exist	Vacant	Sanc	Exist	Vacant	Sanc	Exist	Vacant	Sanc	Exist	Vacant	
MINISTRY OF TEXTILE & JUTE																
Bangladesh Handloom Board	0	0	0	1	1	0	10	8	2	3	1	2	10	7	3	
Bangladesh Jute Corporation	0	0	0	1	1	0	0	0	0	0	0	0	48	0	48	
Bangladesh Jute Mills Corporation	0	0	0	0	0	0	50	10	40	110	30	80	204	101	103	
Bangladesh Sericulture Development Board	0	0	0	0	0	0	6	5	1	8	5	3	8	1	7	
Bangladesh Textile Mill Corporation (BTMC)	0	0	0	0	0	0	18	7	11	12	5	7	10	7	3	
Jute Diversification Promotion Centre	0	0	0	0	0	0	0	0	0	0	0	0	3	2	1	
Liquidation Cell	0	0	0	0	0	0	0	0	0	0	0	0	1	1	0	
Ministry Total	0	0	0	2	2	0	84	30	54	133	41	92	284	119	165	
MINISTRY OF SCIENCE AND TECHNOLOGY																
Bangabandhu Science and Technology Fellowship Trust	0	0	0	0	0	0	1	1	0	1	1	0	0	0	0	
Bangabandhu Sheikh Mujib Novo Theatre	0	0	0	0	0	0	1	1	0	0	0	0	1	0	1	
Bangladesh Atomic Energy Authority	0	0	0	1	1	0	8	1	7	10	0	10	2	0	2	
Bangladesh Atomic Energy Commission	1	1	0	5	5	0	69	154	-85	104	147	-43	8	11	-3	
Bangladesh Council of Science & Industrial Research (BCSIR)	1	1	0	15	5	10	20	18	2	61	58	3	1	1	0	
Bangladesh National Scientific & Technical Documentation Centre (BANSDOC)	0	0	0	1	1	0	0	0	0	1	0	1	0	0	0	
Bangladesh Oceanographic Research Institute	0	0	0	1	2	-1	6	1	5	11	0	11	0	0	0	
Bangladesh Reference Institute for Chemical Measurements (BRICM)	0	0	0	1	0	1	3	0	3	7	0	7	0	0	0	
National Institute of Biotechnology	0	0	0	0	0	0	7	3	4	0	0	0	6	2	4	
Ministry Total	2	2	0	24	14	10	115	179	-64	195	206	-11	18	14	4	

5.1 Government Servants by grade (grade-I To grade-V) in Autonomous Bodies, Corporations and Others

Autonomous Bodies/ Corporation and Others	Grade-I			Grade-II			Grade-III			Grade-IV			Grade-V		
	Sanc	Exist	Vacant	Sanc	Exist	Vacant	Sanc	Exist	Vacant	Sanc	Exist	Vacant	Sanc	Exist	Vacant
MINISTRY OF EDUCATION															
SECONDARY AND HIGHER EDUCATION DIVISION															
Bangabandhu Sheikh Mujibur Rahman Agricultural University	1	1	0	0	0	0	51	42	9	50	40	10	11	7	4
Bangabandhu Sheikh Mujibur Rahman Aviation and Aerospace University	0	0	0	0	0	0	5	0	5	0	0	0	1	0	1
Bangabandhu Sheikh Mujibur Rahman Digital University (BDU)	2	2	0	1	1	0	4	2	2	1	1	0	3	0	3
Bangabandhu Sheikh Mujibur Rahman Maritime University	0	0	0	0	0	0	0	0	0	0	0	0	4	4	0
Bangabandhu Sheikh Mujibur Rahman Science & Technical University	7	7	0	0	0	0	1	1	0	0	0	0	4	4	0
Bangabandhu Sheikh Mujibur Rahman University, Kishoreganj	0	0	0	0	1	-1	1	0	1	4	1	3	0	0	0
Fojilatunnesa Mujib Science & Technology University	1	1	0	1	1	0	10	4	6	2	0	2	4	1	3
Bangladesh Accreditation Council	5	5	0	0	0	0	0	0	0	1	1	0	3	3	0
Bangladesh Agriculture University, Mymensingh	1	1	0	0	0	0	193	258	-65	127	139	-12	17	35	-18
Bangladesh National Commission for UNESCO	0	0	0	0	0	0	1	1	0	0	0	0	2	2	0
Bangladesh Open University, Gazipur	10	10	0	5	5	0	14	23	-9	37	42	-5	28	20	8
Bangladesh Scouts	0	0	0	0	0	0	0	0	0	15	15	0	0	0	0
Bangladesh Textile University	0	2	-2	0	6	-6	23	4	19	18	11	7	4	4	0
Bangladesh University of Engineering & Technology (BUET)	1	1	0	3	1	2	251	239	12	241	64	177	76	57	19
Bangladesh University of Professionals	1	1	0	0	0	0	78	2	76	89	15	74	23	8	15
Barishal University	0	0	0	1	2	-1	11	1	10	36	1	35	3	3	0

5.1 Government Servants by grade (grade-I To grade-V) in Autonomous Bodies, Corporations and Others

Autonomous Bodies/ Corporation and Others	Grade-I			Grade-II			Grade-III			Grade-IV			Grade-V		
	Sanc	Exist	Vacant	Sanc	Exist	Vacant	Sanc	Exist	Vacant	Sanc	Exist	Vacant	Sanc	Exist	Vacant
MINISTRY OF EDUCATION															
SECONDARY AND HIGHER EDUCATION DIVISION															
Begum Rokeya University, Rangpur	0	0	0	0	0	0	5	3	2	8	13	-5	11	11	0
Board Of Intermediate and Secondary Education, Chattogram	0	0	0	0	0	0	0	0	0	11	10	1	8	7	1
Board Of Intermediate and Secondary Education, Cumilla	0	0	0	0	0	0	0	0	0	5	5	0	15	15	0
Board Of Intermediate and Secondary Education, Dhaka	0	0	0	0	0	0	0	0	0	10	10	0	6	6	0
Board Of Intermediate and Secondary Education, Jashore	0	0	0	0	0	0	0	0	0	7	7	0	0	0	0
Board Of Intermediate and Secondary Education, Mymensingh	0	0	0	0	0	0	0	0	0	5	5	0	5	5	0
Board Of Intermediate and Secondary Education, Rajshahi	0	0	0	0	0	0	0	0	0	6	5	1	2	2	0
Board Of Intermediate and Secondary Education, Sylhet	0	0	0	0	0	0	0	0	0	3	3	0	3	3	0
Board Of Intermediate and Secondary Education Dinajpur	0	0	0	0	0	0	0	0	0	6	6	0	2	1	1
Board Of Intermediate and Secondary Education, Barisal	0	0	0	0	0	0	1	1	0	0	0	0	5	4	1
Chandpur Science and Technology University	0	0	0	1	1	0	2	1	1	3	0	3	0	0	0
Chattogram University	2	1	1	166	314	-148	149	76	73	183	292	-109	8	8	0
Chattogram Veterinary & Animal Science University	12	12	0	28	27	1	61	9	52	58	40	18	10	10	0
CUET, Chattogram	1	1	0	41	21	20	4	1	3	7	3	4	18	11	7
Cumilla University	1	1	0	4	3	1	23	21	2	69	69	0	19	19	0
Dhaka University	3	4	-1	729	684	45	15	15	0	360	340	20	112	171	-59
DUET, Gazipur	0	0	0	0	0	0	82	70	12	81	16	65	12	10	2

5.1 Government Servants by grade (grade-I To grade-V) in Autonomous Bodies, Corporations and Others

Autonomous Bodies/ Corporation and Others	Grade-I			Grade-II			Grade-III			Grade-IV			Grade-V		
	Sanc	Exist	Vacant	Sanc	Exist	Vacant	Sanc	Exist	Vacant	Sanc	Exist	Vacant	Sanc	Exist	Vacant
MINISTRY OF EDUCATION															
SECONDARY AND HIGHER EDUCATION															
DIVISION															
Hazi Md. Danesh Science & Tech	2	1	1	0	0	0	96	49	47	161	41	120	17	0	17
International Mother Language Institute	0	0	0	1	1	0	0	0	0	0	0	0	2	2	0
Islamic University	53	53	0	126	126	0	64	64	0	349	234	115	2	2	0
Jagannath University	0	0	0	0	0	0	5	5	0	2	2	0	29	29	0
Jashore Science & Technology University	1	1	0	0	0	0	48	22	26	45	39	6	10	11	-1
Jatiya Kabi Kazi Nazrul Islam University, Mymensingh	6	6	0	4	4	0	13	13	0	72	72	0	1	1	0
Khulna Agriculture University	0	0	0	0	0	0	26	1	25	4	0	4	3	0	3
Khulna University	0	0	0	0	0	0	38	107	-69	40	73	-33	12	46	-34
KUET, Khulna	2	1	1	0	0	0	73	62	11	79	42	37	10	6	4
Mawlana Bhashani Science and Technology University	0	0	0	0	0	0	24	34	-10	45	78	-33	7	5	2
National Curr & Text Book Board Dhaka	0	0	0	1	1	0	4	3	1	1	1	0	17	14	3
National University, Gazipur	0	0	0	0	0	0	13	16	-3	9	14	-5	78	119	-41
Noakhali Science & Tech University	1	1	0	10	1	9	6	2	4	17	9	8	6	3	3
Nongovernment Teachers Retirement Benefit Board	0	0	0	0	0	0	0	0	0	1	1	0	3	2	1
Non-Gov. Education Ins. & Teachers & Employee Welfare Trust	0	0	0	0	0	0	0	0	0	1	0	1	3	1	2
Non-Govt Teachers Reg & Certi Auth (NTRCA)	0	0	0	0	0	0	4	3	1	0	0	0	17	15	2
Pabna Science & Technology University	1	1	0	2	1	1	5	0	5	16	10	6	6	3	3
Patuakhali Science & Technology University	27	27	0	20	20	0	60	60	0	52	52	0	62	62	0

5.1 Government Servants by grade (grade-I To grade-V) in Autonomous Bodies, Corporations and Others

Autonomous Bodies/ Corporation and Others	Grade-I			Grade-II			Grade-III			Grade-IV			Grade-V		
	Sanc	Exist	Vacant	Sanc	Exist	Vacant	Sanc	Exist	Vacant	Sanc	Exist	Vacant	Sanc	Exist	Vacant
MINISTRY OF EDUCATION															
SECONDARY AND HIGHER EDUCATION DIVISION															
Prime Minister's Educational Assistance Trust	0	0	0	1	1	0	2	2	0	2	2	0	0	0	0
Rabindra University	0	0	0	0	0	0	3	2	1	0	0	0	3	0	3
Rajshahi University	140	140	0	265	265	0	216	216	0	374	525	-151	0	0	0
Rangamati Science and Technology University	0	0	0	0	0	0	6	0	6	8	0	8	2	1	1
RUET, Rajshahi	1	1	0	0	0	0	55	44	11	53	16	37	16	16	0
Shahjalal University of Science & Technology Sylhet	0	0	0	0	0	0	9	5	4	7	8	-1	23	39	-16
Sheikh Hasina University, Netrokona	3	2	1	0	0	0	6	1	5	0	0	0	2	1	1
Sher-E-Bangla Agricultural University	18	18	0	5	5	0	35	35	0	33	33	0	15	15	0
Sumamgonj Science and Technology University	1	1	0	0	0	0	2	2	0	0	0	0	0	0	0
Sylhet Agricultural University	1	1	0	0	0	0	47	33	14	49	39	10	5	24	-19
University Grants Commission, Bangladesh	6	6	0	10	7	3	13	8	5	0	0	0	33	22	11
University Of Jahangirnagor	3	3	0	0	0	0	298	282	16	226	197	29	99	96	3
Ministry Total	314	313	1	1425	1499	-74	2156	1845	311	3089	2642	447	902	966	-64
TECHNICAL AND MADRASAH EDUCATION DIVISION,															
Bangladesh Madrasah Teacher's Training Institute	0	0	0	0	0	0	0	0	0	6	6	0	1	0	1
Bangladesh Technical Education Board	0	0	0	0	0	0	1	1	0	6	5	1	20	16	4
Madrasah Education Board	0	0	0	0	0	0	0	0	0	7	6	1	2	2	0
National Academy for Computer Training and Research (NACTAR)	0	0	0	0	0	0	0	0	0	0	0	0	3	1	2
Ministry Total	0	0	0	0	0	0	1	1	0	19	17	2	26	19	7

5.1 Government Servants by grade (grade-I To grade-V) in Autonomous Bodies, Corporations and Others

Autonomous Bodies/ Corporation and Others	Grade-I			Grade-II			Grade-III			Grade-IV			Grade-V		
	Sanc	Exist	Vacant	Sanc	Exist	Vacant	Sanc	Exist	Vacant	Sanc	Exist	Vacant	Sanc	Exist	Vacant
MINISTRY OF RELIGIOUS AFFAIRS															
Budhist Religious Welfare Trust	0	0	0	0	0	0	0	0	0	0	0	0	1	1	0
Hindu Religious Welfare Trust	0	0	0	0	0	0	1	1	0	0	0	0	0	0	0
Islamic Foundation Bangladesh	0	0	0	0	0	0	0	0	0	0	0	0	0	0	0
Office Of the Administrator of Waqf	0	0	0	1	1	0	1	1	0	2	1	1	0	0	0
The Christian Religious Welfare Trust	0	0	0	0	0	0	0	0	0	1	1	0	0	0	0
Ministry Total	0	0	0	1	1	0	2	2	0	3	2	1	1	1	0
MINISTRY OF COMMERCE															
Bangladesh Competition Commission	2	2	0	1	1	0	0	0	0	1	1	0	6	6	0
Bangladesh Tea Board Ctg	1	1	0	2	2	0	5	2	3	9	4	5	4	1	3
Bangladesh Trade and Tarif Commission	1	1	0	0	0	0	7	7	0	0	0	0	10	6	4
Business Promotion Council	0	0	0	1	1	0	0	0	0	0	0	0	1	1	0
Export Promotion Bureau	0	0	0	1	1	0	2	1	1	0	0	0	10	5	5
Trading Corporation of Bangladesh	0	0	0	1	1	0	9	9	0	0	0	0	18	17	1
Ministry Total	4	4	0	6	6	0	23	19	4	10	5	5	49	36	13
MINISTRY OF FISHERIES AND LIVESTOCK															
Bangladesh Fisheries Development Corporation	0	0	0	1	1	0	2	2	0	2	1	1	15	5	10
Bangladesh Livestock Research Institute	0	0	0	4	0	4	8	3	5	14	13	1	1	1	0
Bangladesh Veterinary Council	0	0	0	0	0	0	0	0	0	1	0	1	2	2	0
Fisheries Research Institute	0	0	0	1	1	0	10	5	5	38	10	28	8	6	2
Marine Fisheries Academy	0	0	0	0	0	0	0	0	0	1	1	0	2	2	0
Ministry Total	0	0	0	6	2	4	20	10	10	56	25	31	28	16	12

5.1 Government Servants by grade (grade-I To grade-V) in Autonomous Bodies, Corporations and Others

Autonomous Bodies/ Corporation and Others	Grade-I			Grade-II			Grade-III			Grade-IV			Grade-V		
	Sanc	Exist	Vacant	Sanc	Exist	Vacant	Sanc	Exist	Vacant	Sanc	Exist	Vacant	Sanc	Exist	Vacant
MINISTRY OF LAND															
Land Appeal Board	1	1	0	2	2	0	0	0	0	1	1	0	0	0	0
Land Reforms Board	1	1	0	2	2	0	0	0	0	11	7	4	0	0	0
Ministry Total	2	2	0	4	4	0	0	0	0	12	8	4	0	0	0
MINISTRY OF FOOD															
Bangladesh Food Safety Authority	0	0	0	1	1	0	7	7	0	1	1	0	6	3	3
MINISTRY TOTAL	0	0	0	1	1	0	7	7	0	1	1	0	6	3	3
MINISTRY OF DISASTER MANAGEMENT AND RELIEF															
Cyclone Preparedness Programme (Bangladesh Red Crescent Society)	0	0	0	0	0	0	0	0	0	0	0	0	2	2	0
Integrated Disaster Management Programme	0	0	0	0	0	0	1	1	0	0	0	0	0	0	0
Refugee Relief & Repatriation Commissioner Office,	0	0	0	0	1	-1	0	0	0	0	0	0	0	3	-3
Ministry Total	0	0	0	0	1	-1	1	1	0	0	0	0	2	5	-3
MINISTRY OF INFORMATION AND BROADCASTING															
Bangladesh Betar	1	1	0	3	0	3	5	3	2	33	30	3	109	97	12
Bangladesh Cinema and Television Institute	0	0	0	1	1	0	0	0	0	6	0	6	1	1	0
Bangladesh Film Archives	0	0	0	0	0	0	1	2	-1	0	0	0	1	1	0
Bangladesh Journalist Welfare Trust	0	0	0	0	0	0	1	1	0	0	0	0	0	0	0
Bangladesh Press Council	1	1	0	0	0	0	1	1	0	0	0	0	0	0	0
Bangladesh Sangbad Sangstha	0	0	0	0	0	0	0	0	0	0	0	0	0	0	0
Bangladesh Television	1	1	0	0	0	0	4	3	1	19	12	7	54	34	20
Film Censor Board	1	2	-1	0	0	0	0	0	0	1	1	0	0	0	0
Film Development Corporation	0	0	0	2	2	0	3	1	2	3	1	2	4	3	1
National Institute of Mass Communication	0	0	0	1	1	0	1	1	0	3	5	-2	0	0	0
Press Institute of Bangladesh	0	0	0	1	1	0	4	3	1	1	0	1	7	4	3
Ministry Total	4	5	-1	8	5	3	20	15	5	66	49	17	176	140	36

5.1 Government Servants by grade (grade-I To grade-V) in Autonomous Bodies, Corporations and Others

Autonomous Bodies/ Corporation and Others	Grade-I			Grade-II			Grade-III			Grade-IV			Grade-V		
	Sanc	Exist	Vacant	Sanc	Exist	Vacant	Sanc	Exist	Vacant	Sanc	Exist	Vacant	Sanc	Exist	Vacant
MINISTRY OF WATER RESOURCES															
Bangladesh Water Development Board	1	1	0	12	9	3	16	16	0	94	91	3	323	189	134
Joint River Commission, Bangladesh	0	0	0	1	1	0	0	0	0	1	1	0	3	3	0
River Research Institute, Faridpur	0	0	0	0	0	0	7	7	0	8	7	1	0	0	0
Water Resources Planning Organization	0	0	0	1	1	0	2	3	-1	8	7	1	0	0	0
MINISTRY TOTAL	1	1	0	14	11	3	25	26	-1	111	106	5	326	192	134
MINISTRY OF PRIMARY AND MASS EDUCATION															
Shishu Kallayan Trust	0	0	0	0	0	0	0	0	0	0	0	0	3	3	0
Ministry Total	0	0	0	0	0	0	0	0	0	0	0	0	3	3	0
MINISTRY OF SHIPPING															
Bangladesh Shipping Corporation	1	1	0	23	6	17	0	0	0	37	10	27	41	14	27
Bangladesh Inland Water Transport Authority (BIWTA)	0	0	0	1	1	0	6	5	1	34	30	4	60	53	7
Bangladesh Inland Water Transport Corporation (BIWTC)	1	1	0	4	3	1	7	7	0	6	5	1	11	11	0
Bangladesh Land Port Authority	1	1	0	2	2	0	7	6	1	6	5	1	1	1	0
Bangladesh Marine Academy Chattogram	0	0	0	0	0	0	1	1	0	11	9	2	11	5	6
Chattogram Port Authority	1	1	0	5	4	1	9	7	2	8	6	2	48	33	15
Mongla Port Authority	1	1	0	3	2	1	3	3	0	5	3	2	17	12	5
National Maritime Institute, Chattogram	0	0	0	0	0	0	0	0	0	0	0	0	1	1	0
National River Conservation Commission	1	1	0	1	1	0	1	0	1	0	0	0	2	0	2
Payra Port Authority	0	0	0	0	4	-4	0	1	-1	0	1	-1	0	4	-4
Ministry Total	6	6	0	39	23	16	34	30	4	107	69	38	192	134	58

5.1 Government Servants by grade (grade-I To grade-V) in Autonomous Bodies, Corporations and Others

Autonomous Bodies/ Corporation and Others	Grade-I			Grade-II			Grade-III			Grade-IV			Grade-V		
	Sanc	Exist	Vacant	Sanc	Exist	Vacant	Sanc	Exist	Vacant	Sanc	Exist	Vacant	Sanc	Exist	Vacant
MINISTRY OF YOUTH AND SPORTS															
Bangabandhu Krirashebi Kalyan Foundation	0	0	0	0	0	0	1	1	0	0	0	0	0	0	0
Bangladesh Kira Shikkha Protisthan (Bksp)	0	0	0	0	0	0	1	1	0	3	2	1	10	8	2
Bangladesh National Sports Council	0	0	0	0	0	0	0	0	0	0	0	0	5	5	0
Sheikh Hasina National Institute of Youth Development	0	0	0	1	0	1	1	0	1	0	0	0	1	0	1
Ministry Total	0	0	0	1	0	1	3	2	1	3	2	1	16	13	3
MINISTRY OF CIVIL AVIATION AND TOURISM															
Bangladesh Parjatan Corporation	1	1	0	0	0	0	4	2	2	3	4	-1	13	17	-4
Bangladesh Services Limited	0	0	0	1	1	0	1	1	0	0	0	0	0	0	0
Bangladesh Tourism Board	0	0	0	2	2	0	1	1	0	5	4	1	0	0	0
Biman Bangladesh Airlines Ltd.	0	0	0	2	2	0	1	1	0	0	0	0	3	3	0
Civil Aviation Authority of Bangladesh	0	0	0	1	1	0	9	9	0	32	21	11	75	35	40
Hotels International Ltd.	0	0	0	0	0	0	2	2	0	0	0	0	0	0	0
Ministry Total	1	1	0	6	6	0	18	16	2	40	29	11	91	55	36
MINISTRY OF POST TELECOMMUNICATIONS AND INFORMATION TECHNOLOGY POST & TELECOMMUNICATION DIVISION,															
Bangladesh Cable Shilpa Limited	0	0	0	6	3	3	6	3	3	0	0	0	18	13	5
Bangladesh Satellite Company Limited	0	0	0	0	0	0	0	0	0	1	1	0	0	0	0
Bangladesh Submarine Cable Company Limited (BSCCL)	0	0	0	0	0	0	0	0	0	0	0	0	0	0	0
Bangladesh Telecommunications Co. Ltd	0	0	0	0	0	0	0	0	0	0	0	0	0	0	0
Mailing Operator and Courier Services Licensing Authority	0	0	0	0	0	0	1	1	0	0	0	0	1	1	0
Telephone Shilpa Sangstha Limited	0	0	0	0	0	0	0	0	0	0	0	0	0	0	0
Teletalk Bangladesh Ltd	0	0	0	0	0	0	0	0	0	0	0	0	0	0	0
Ministry Total	0	0	0	6	3	3	7	4	3	1	1	0	19	14	5

5.1 Government Servants by grade (grade-I To grade-V) in Autonomous Bodies, Corporations and Others

Autonomous Bodies/ Corporation and Others	Grade-I			Grade-II			Grade-III			Grade-IV			Grade-V		
	Sanc	Exist	Vacant	Sanc	Exist	Vacant	Sanc	Exist	Vacant	Sanc	Exist	Vacant	Sanc	Exist	Vacant
MINISTRY OF POST TELECOMMUNICATIONS AND INFORMATION TECHNOLOGY															
INFORMATION & COMMUNICATION TECH DIVISION,															
Bangladesh Computer Council	1	1	0	3	0	3	12	6	6	11	10	1	34	8	26
Bangladesh Hi-Tech Park Authority	0	0	0	1	1	0	0	0	0	2	2	0	0	0	0
Ministry Total	1	1	0	4	1	3	12	6	6	13	12	1	34	8	26
MINISTRY OF EXPATRIATES` WELFARE AND OVERSEAS EMPLOYMENT															
Bangladesh Overseas Employment and Services Ltd. (BOESL)	1	1	0	0	0	0	3	2	1	0	0	0	1	1	0
Probashi Kallayan Bank	1	1	0	3	2	1	15	1	14	45	0	45	108	34	74
Wage Earners Board	0	0	0	2	2	0	1	1	0	0	0	0	0	0	0
Ministry Total	2	2	0	5	4	1	19	4	15	45	0	45	109	35	74
MINISTRY OF ENVIRONMENT, FOREST AND CLIMATE CHANGE															
Bangladesh Climate Change Trust	0	0	0	1	1	0	1	0	1	1	1	0	2	2	0
Bangladesh Forest Industries Development Corporation (BFIDC)	0	0	0	1	1	0	10	5	5	8	2	6	19	5	14
Bangladesh Rubber Board	0	0	0	1	1	0	2	0	2	0	0	0	1	0	1
Ministry Total	0	0	0	3	3	0	13	5	8	9	3	6	22	7	15
MINISTRY OF HOUSING AND PUBLIC WORKS															
Chattogram Development Authority	0	0	0	0	0	0	4	3	1	2	2	0	1	1	0
Cox's Bazar Development Authority	0	0	0	0	0	0	0	0	0	0	0	0	1	1	0
Housing & Building Research Institute	0	0	0	0	0	0	1	1	0	2	1	1	0	0	0

5.1 Government Servants by grade (grade-I To grade-V) in Autonomous Bodies, Corporations and Others

Autonomous Bodies/ Corporation and Others	Grade-I			Grade-II			Grade-III			Grade-IV			Grade-V		
	Sanc	Exist	Vacant	Sanc	Exist	Vacant	Sanc	Exist	Vacant	Sanc	Exist	Vacant	Sanc	Exist	Vacant
MINISTRY OF HOUSING AND PUBLIC WORKS															
Khulna Development Authority	1	1	0	0	0	0	1	0	1	2	1	1	6	5	1
National Housing Authority	0	0	0	1	1	0	4	4	0	6	3	3	12	12	0
Rajdhani Unnayan Kartipakha	1	1	0	0	0	0	5	5	0	5	2	3	28	19	9
Rajshahi Development Authority	0	0	0	0	0	0	1	1	0	0	0	0	3	1	2
Ministry Total	2	2	0	1	1	0	16	14	2	17	9	8	51	39	12
MINISTRY OF CHATTOGRAM HILL TRACTS AFFAIRS															
Bandarban Hill District Council	0	0	0	0	0	0	0	0	0	0	0	0	1	1	0
Chattoqram Hill Tracts Development Board	0	0	0	0	0	0	1	1	0	0	0	0	4	2	2
Chattoqram Hill Tracts Regional Council, Rangamati	0	0	0	0	0	0	1	1	0	0	0	0	2	1	1
Khagrachari Hill District Council	0	0	0	0	0	0	0	0	0	1	1	0	0	0	0
Rangamati Hill District Council	0	0	0	0	0	0	0	0	0	1	1	0	0	0	0
Taskforce For Repatriation & Rehabilitation of Internally Displaced People, Khagrachari	0	0	0	0	0	0	0	0	0	0	0	0	0	0	0
Ministry Total	0	0	0	0	0	0	2	2	0	2	2	0	7	4	3
MINISTRY OF SOCIAL WELFARE															
Bangladesh National Social Welfare Council	0	0	0	0	0	0	1	1	0	0	0	0	0	0	0
Bangladesh Rehabilitation Council	0	0	0	0	0	0	1	1	0	0	0	0	0	0	0
National Foundation for Development of The Disabled Person	0	0	0	1	1	0	2	1	1	3	2	1	0	0	0
Neuro Development Disability Protection Trust	0	0	0	0	0	0	1	1	0	0	0	0	1	1	0
Sharirik Protibondhi Surokkha Trust	0	0	0	0	0	0	1	1	0	2	0	2	0	0	0
Sheikh Zayed Bin Sultan Al-Nahyan-Trust	0	0	0	0	0	0	1	1	0	0	0	0	0	0	0
Ministry Total	0	0	0	1	1	0	7	6	1	5	2	3	1	1	0

5.1 Government Servants by grade (grade-I To grade-V) in Autonomous Bodies, Corporations and Others

Autonomous Bodies/ Corporation and Others	Grade-I			Grade-II			Grade-III			Grade-IV			Grade-V		
	Sanc	Exist	Vacant	Sanc	Exist	Vacant	Sanc	Exist	Vacant	Sanc	Exist	Vacant	Sanc	Exist	Vacant
MINISTRY OF LABOUR AND EMPLOYMENT															
Bangladesh Labour Welfare Foundation	0	0	0	1	1	0	0	0	0	0	0	0	1	0	1
Labour Appellate Tribunal Labour Court	11	11	0	0	0	0	0	0	0	0	0	0	0	0	0
Minimum Wages Board	1	1	0	0	0	0	0	0	0	0	0	0	0	0	0
Ministry Total	12	12	0	1	1	0	0	0	0	0	0	0	1	0	1
MINISTRY OF CULTURAL AFFAIRS															
Ahsan Manzil Museum	0	0	0	0	0	0	0	0	0	0	0	0	1	0	1
Bangla Academy Dhaka	0	0	0	2	2	0	1	1	0	0	0	0	5	5	0
Bangladesh Folk Art & Crafts Foundation	0	0	0	0	0	0	0	0	0	0	0	0	1	1	0
Bangladesh National Museum	0	0	0	1	1	0	1	1	0	0	0	0	6	2	4
Bangladesh Shilpakala Academy	0	0	0	2	2	0	0	0	0	0	0	0	6	5	1
Cox's Bazar Cultural Centre	0	0	0	0	0	0	0	0	0	0	0	0	1	1	0
Jatiyo Grontho Kendro (National Book Centre)	0	0	0	0	0	0	1	1	0	0	0	0	0	0	0
Journalist Kangal Harinath Memorial Museum	0	0	0	0	0	0	0	0	0	0	0	0	0	0	0
Kabi Nazrul Institute Centre, Cumilla	0	0	0	0	0	0	0	0	0	0	0	0	0	0	0
Kabi Nazrul Institute, Dhaka	0	0	0	0	0	0	1	1	0	1	1	0	0	0	0
Khudra Nri-Gosthi Cultural Academy, Birisiri, Netrokona	0	0	0	0	0	0	0	0	0	0	0	0	0	0	0
Khudra Nrigusthir Sangskritik Institute, Bandarban	0	0	0	0	0	0	0	0	0	0	0	0	0	0	0
Khudra Nrigusthir Sangskritik Institute, Khagrachhari	0	0	0	0	0	0	0	0	0	0	0	0	0	0	0

5.1 Government Servants by grade (grade-I To grade-V) in Autonomous Bodies, Corporations and Others

Autonomous Bodies/ Corporation and Others	Grade-I			Grade-II			Grade-III			Grade-IV			Grade-V		
	Sanc	Exist	Vacant	Sanc	Exist	Vacant	Sanc	Exist	Vacant	Sanc	Exist	Vacant	Sanc	Exist	Vacant
MINISTRY OF CULTURAL AFFAIRS															
Khudra Nrigusthir Sangskritik Institute, Rangamati	0	0	0	0	0	0	0	0	0	0	0	0	0	0	0
Manipuri Lalitakala Academy, Moulvibazar	0	0	0	0	0	0	0	0	0	0	0	0	0	0	0
Museum Of Independence	0	0	0	0	0	0	0	0	0	0	0	0	0	0	0
Nazrul Smrittkendro Trishal, Mymensingh	0	0	0	0	0	0	0	0	0	0	0	0	0	0	0
Osmani Museum, Sylhet	0	0	0	0	0	0	0	0	0	0	0	0	0	0	0
Pollikobi Jasimuddin Jadughar and Loko Sangskritik Kendro	0	0	0	0	0	0	0	0	0	0	0	0	0	0	0
Rajshahi Division Ethnic Minority Cultural Academy	0	0	0	0	0	0	0	0	0	0	0	0	0	0	0
Shilpacharya Zainul Abedin Sangrahashala, Mymensingh	0	0	0	0	0	0	0	0	0	0	0	0	0	0	0
Zia Memorial Museum, Chattogram	0	0	0	0	0	0	0	0	0	0	0	0	0	0	0
Ministry Total	0	0	0	5	5	0	4	4	0	1	1	0	20	14	6
MINISTRY OF LIBERATION WAR AFFAIRS															
Bangladesh Freedom Fighter Welfare Trust	0	0	0	0	0	0	1	1	0	0	0	0	4	4	0
Jatio Muktiyoddha Council (JAMUKA)	0	0	0	1	1	0	0	0	0	4	3	1	0	0	0
Ministry Total	0	0	0	1	1	0	1	1	0	4	3	1	4	4	0
MINISTRY OF WOMEN AND CHILDREN AFFAIRS															
Bangladesh Jatyo Mohila Sangstha	0	0	0	1	1	0	1	1	0	0	0	0	2	2	0
Bangladesh Shishu Academy	1	1	0	1	1	0	0	0	0	0	0	0	0	0	0
Joyeeta Foundation	0	0	0	0	0	0	0	0	0	0	0	0	3	2	1
Ministry Total	1	1	0	2	2	0	1	1	0	0	0	0	5	4	1
GRAND TOTAL	405	400	5	2085	1966	119	4700	3834	866	9069	7232	1837	12026	10068	1958

5.2 Government Servants by grade (grade-VI To grade-XI) in Autonomous Bodies, Corporations and Others

Autonomous Bodies/ Corporation and Others	Grade-VI			Grade-VII			Grade-VIII			Grade-IX			Grade-X			Grade-XI		
	Sanc.	Exist.	Vacancy	Sanc.	Exist.	Vacancy	Sanc.	Exist.	Vacancy	Sanc.	Exist.	Vacancy	Sanc.	Exist.	Vacancy	Sanc.	Exist.	Vacancy
PRIME MINISTER'S OFFICE																		
Bangladesh Economic Zone Authority	9	8	1	1	1	0	0	0	0	30	15	15	8	1	7	0	0	0
Bangladesh Export Processing Zone Authority	73	61	12	0	0	0	0	0	0	123	112	11	142	133	9	53	46	7
Bangladesh Investment Development Authority	67	22	45	0	0	0	0	0	0	76	28	48	1	8	-7	48	23	25
Executive Cell, Board of Governors, Bangladesh Private Export Processing Zones	0	0	0	0	0	0	0	0	0	0	0	0	2	0	2	1	0	1
National Skills Development Authority	9	5	4	0	0	0	0	0	0	9	3	6	14	2	12	5	1	4
Public-Private Partnership Office	0	1	-1	0	0	0	0	0	0	1	1	0	0	0	0	0	0	0
Ministry Total	158	97	61	1	1	0	0	0	0	239	159	80	167	144	23	107	70	37
MINISTRY OF PUBLIC ADMINISTRATION																		
Bangladesh Civil Service Administration Academy	7	4	3	1	1	0	0	0	0	4	3	1	6	0	6	5	2	3
Bangladesh Employees Welfare Board	13	8	5	0	0	0	0	0	0	27	13	14	26	16	10	22	13	9
Bangladesh Public Administration Training Centre (BPATC)	33	39	-6	2	2	0	0	0	0	56	36	20	24	16	8	13	10	3
Biam Foundation	5	3	2	0	0	0	0	0	0	10	8	2	2	2	0	14	6	8
National Academy for Planning and Development (NAPD)	5	4	1	4	4	0	0	0	0	9	9	0	8	8	0	3	2	1
Sarkari Karmachari Hospital	24	19	5	0	0	0	6	2	4	55	39	16	70	37	33	15	16	-1
Ministry Total	87	77	10	7	7	0	6	2	4	161	108	53	136	79	57	72	49	23

5.2 Government Servants by grade (grade-VI To grade-XI) in Autonomous Bodies, Corporations and Others

Autonomous Bodies/ Corporation and Others	Grade-VI			Grade-VII			Grade-VIII			Grade-IX			Grade-X			Grade-XI		
	Sanc.	Exist.	Vacancy	Sanc.	Exist.	Vacancy	Sanc.	Exist.	Vacancy	Sanc.	Exist.	Vacancy	Sanc.	Exist.	Vacancy	Sanc.	Exist.	Vacancy
MINISTRY OF DEFENCE																		
Bangladesh Cadet College	120	120	0	0	0	0	0	0	0	222	216	6	108	97	11	48	38	10
Bangladesh Space Research & Remote Sensing Organization	17	11	6	0	0	0	0	0	0	28	8	20	0	0	0	3	3	0
Ministry Total	137	131	6	0	0	0	0	0	0	250	224	26	108	97	11	51	41	10
MINISTRY OF FINANCE FINANCIAL INSTITUTION DIVISION																		
Agrani Bank	1840	1809	31	0	0	0	0	0	0	4800	3292	1508	9056	3072	5984	0	0	0
Ansar VDP Unnayan Bank	289	232	57	0	0	0	0	0	0	460	202	258	486	56	430	550	11	539
Bangladesh Bank	1369	1608	-239	0	0	0	0	0	0	1317	1264	53	1063	927	136	1062	1086	-24
Bangladesh Development Bank Ltd	263	90	173	0	0	0	0	0	0	391	136	255	18	36	-18	0	0	0
Bangladesh House Building Finance Corporation	152	47	105	0	0	0	0	0	0	314	150	164	98	17	81	0	0	0
Bangladesh Inst Of Capital Market (BICM)	12	12	0	0	0	0	15	6	9	10	6	4	6	4	2	0	0	0
Bangladesh Insurance Academy	1	0	1	1	1	0	0	0	0	7	4	3	0	0	0	3	2	1
Bangladesh Ngo Foundation	0	0	0	0	0	0	0	0	0	0	0	0	29	10	19	0	0	0
Basic Bank	354	270	84	9	6	3	0	0	0	0	0	0	814	745	69	0	0	0
Insurance Development and Regulatory Authority (IDRA)	1	0	1	15	0	15	0	0	0	26	0	26	0	0	0	33	0	33
Investment Corp of Bangladesh	117	106	11	0	0	0	0	0	0	236	136	100	69	51	18	0	0	0
Janata Bank	1620	1614	6	0	0	0	0	0	0	4577	2602	1975	8000	2204	5796	0	0	0
Jiban Bima Corporation	114	71	43	0	0	0	0	0	0	200	77	123	247	195	52	8	3	5
Karmasangsthan Bank	234	177	57	0	0	0	0	0	0	365	252	113	404	243	161	0	0	0
Krishi Bank	1404	899	505	0	0	0	0	0	0	2208	1793	415	7120	2866	4254	2	1	1

5.2 Government Servants by grade (grade-VI To grade-XI) in Autonomous Bodies, Corporations and Others

Autonomous Bodies/ Corporation and Others	Grade-VI			Grade-VII			Grade-VIII			Grade-IX			Grade-X			Grade-XI		
	Sanc.	Exist.	Vacancy	Sanc.	Exist.	Vacancy	Sanc.	Exist.	Vacancy	Sanc.	Exist.	Vacancy	Sanc.	Exist.	Vacancy	Sanc.	Exist.	Vacancy
MINISTRY OF FINANCE																		
FINANCIAL INSTITUTION DIVISION																		
Microcredit Regulatory Authority	19	15	4	21	13	8	0	0	0	41	6	35	6	0	6	0	0	0
Palli Sanchay Bank	9	6	3	0	0	0	0	0	0	560	115	445	489	467	22	0	0	0
Rajshahi Krishi Unnayan Bank	470	437	33	0	0	0	0	0	0	973	675	298	2075	1177	898	230	37	193
Rupali Bank	1247	975	272	0	0	0	0	0	0	3289	1193	2096	0	0	0	3	0	3
Sadharan Bima Corporation Dhaka	137	182	-45	0	0	0	0	0	0	612	304	308	0	0	0	215	58	157
Securities & Exchange Commission	67	29	38	0	0	0	0	0	0	91	89	2	37	35	2	0	0	0
Sonali Bank	3751	2949	802	0	0	0	0	0	0	8150	6496	1654	11700	5003	6697	26	4	22
The Security Printing Corporation	33	25	8	28	22	6	0	0	0	42	26	16	132	113	19	277	203	24
Ministry Total	13503	11553	1950	74	42	32	15	6	9	28669	18818	9851	41849	17221	24628	2409	1405	1004
MINISTRY OF FOREIGN AFFAIRS																		
Bangladesh Institute of Law and International Affairs (BILIA)	0	0	0	1	1	0	0	0	0	0	0	0	11	11	0	0	0	0
Foreign Service Academy	2	0	2	0	0	0	0	0	0	6	3	3	5	4	1	0	0	0
Institute Of International & Strategic Studies	11	9	2	0	0	0	0	0	0	12	6	6	5	3	2	11	5	6
State Guest House Padma, Meghna, Sugandha	0	0	0	0	0	0	0	0	0	3	2	1	0	0	0	0	0	0
Ministry Total	13	9	4	1	1	0	0	0	0	21	11	10	21	18	3	11	5	6
MINISTRY OF HEALTH AND FAMILY WELFARE MEDICAL EDUCATION & FAMILY WELFARE DIVISION																		
Bangabandhu Sheikh Mujib Medical University	344	344	0	61	60	1	873	873	0	117	117	0	1639	1550	89	187	187	0
Bangladesh Board of Unani and Ayurvedic System of Medicine	0	0	0	0	0	0	0	0	0	1	1	0	8	5	3	2	2	0
Bangladesh College of Physicians & Surgeons	6	4	2	0	0	0	0	0	0	15	11	4	12	8	4	29	18	11

5.2 Government Servants by grade (grade-VI To grade-XI) in Autonomous Bodies, Corporations and Others

Autonomous Bodies/ Corporation and Others	Grade-VI			Grade-VII			Grade-VIII			Grade-IX			Grade-X			Grade-XI		
	Sanc.	Exist.	Vacancy	Sanc.	Exist.	Vacancy	Sanc.	Exist.	Vacancy	Sanc.	Exist.	Vacancy	Sanc.	Exist.	Vacancy	Sanc.	Exist.	Vacancy
MINISTRY OF HEALTH AND FAMILY WELFARE																		
MEDICAL EDUCATION & FAMILY WELFARE DIVISION																		
Bangladesh Homeopathy Board	0	0	0	0	0	0	0	0	0	0	0	0	5	5	0	0	0	0
Bangladesh Medical & Dental Council	0	0	0	0	0	0	1	0	1	3	3	0	2	2	0	2	1	1
Bangladesh Medical Research Council	2	0	2	7	1	6	8	6	2	5	3	2	7	2	5	2	1	1
Bangladesh Nursing and Midwifery Council	2	2	0	0	0	0	0	0	0	0	0	0	3	3	0	0	0	0
Bangladesh Pharmacy Council	0	0	0	0	0	0	0	0	0	12	3	9	0	0	0	0	0	0
Bangladesh State Medical Faculty	0	0	0	0	0	0	1	0	1	3	2	1	0	0	0	1	2	-1
Bureau of Health Education	2	1	1	7	7	0	0	0	0	2	1	1	1	1	0	0	0	0
Rajshahi Medical University	0	0	0	6	3	3	0	0	0	15	11	4	11	8	3	4	3	1
Sheikh Hasina Medical University, Khulna	0	0	0	2	2	0	0	0	0	5	5	0	2	2	0	4	4	0
Ministry Total	356	351	5	83	73	10	883	879	4	178	157	21	1690	1586	104	231	218	13

MINISTRY OF HEALTH AND FAMILY WELFARE HEALTH SERVICES DIVISION

Community Clinic Health Assistance Trust	0	0	0	1	1	0	0	0	0	0	0	0	0	0	0	0	0	0
Institute of Epidemiology, Disease Control and Research	7	7	0	0	0	0	0	0	0	6	5	1	8	6	2	14	10	4
Institute of Public Health	3	2	1	1	1	0	0	0	0	52	36	16	84	68	16	110	102	8
Institute of Public Health Nutrition (IPHN)	1	1	0	1	1	0	6	3	3	5	3	2	25	4	21	14	10	4
National Centre for Control of Rheumatic Fever & Heart Disease	6	6	0	0	0	0	0	0	0	8	7	1	5	5	0	5	5	0
National Institute of Cancer Research & Hospital	48	25	23	2	2	0	1	1	0	143	134	9	607	600	7	79	61	18
National Institute of Cardio Vascular Diseases	73	39	34	28	23	5	11	9	2	263	197	66	1136	1133	3	67	63	4
National Institute of Diseases of The Chest & Hospital	24	8	16	7	7	0	0	0	0	67	63	4	564	539	25	33	32	1

5.2 Government Servants by grade (grade-VI To grade-XI) in Autonomous Bodies, Corporations and Others

Autonomous Bodies/ Corporation and Others	Grade-VI			Grade-VII			Grade-VIII			Grade-IX			Grade-X			Grade-XI		
	Sanc.	Exist.	Vacancy	Sanc.	Exist.	Vacancy	Sanc.	Exist.	Vacancy	Sanc.	Exist.	Vacancy	Sanc.	Exist.	Vacancy	Sanc.	Exist.	Vacancy
MINISTRY OF HEALTH AND FAMILY WELFARE																		
HEALTH SERVICES DIVISION																		
National Institute of Ear Neck Throat (ENT)	28	17	11	0	0	0	3	3	0	32	19	13	134	125	9	8	6	2
National Institute of Kidney Diseases & Urology	54	43	11	0	0	0	7	7	0	69	64	5	281	274	7	14	17	-3
National Institute of Laboratory Medicine and Referral Centre	11	7	4	4	4	0	0	0	0	3	1	2	0	0	0	8	2	6
National Institute of Mental Health, Dhaka	21	8	13	0	0	0	3	2	1	42	41	1	161	116	45	19	12	7
National Institute of Neuro Sciences & Hospital	50	35	15	1	0	1	0	0	0	116	103	13	531	529	2	80	74	6
National Institute of Ophthalmology & Hospital, Dhaka	35	19	16	1	1	0	4	3	1	70	63	7	251	250	1	15	13	2
National Institute of Traumatology & Orthopaedic Rehabilitation (NITOR)	185	59	126	0	0	0	36	13	23	178	137	41	631	537	94	99	16	83
Sheikh Hasina National Institute of Burn & Plastic Surgery	52	25	27	0	0	0	0	0	0	0	0	0	705	652	53	50	4	46
Sheikh Russel National Gastro liver Institute & Hospital	21	16	5	0	0	0	0	0	0	80	77	3	370	368	2	13	6	7
Ministry Total	619	317	302	46	40	6	71	41	30	1134	950	184	5493	5206	287	628	433	195
MINISTRY OF LOCAL GOVERNMENT, RURAL DEVELOPMENT AND CO-OPERATIVES																		
LOCAL GOVERNMENT DIVISION																		
Barisal City Corporation	11	7	4	1	1	0	0	0	0	12	8	4	32	19	13	5	2	3
Chattogram City Corporation	41	36	5	4	4	0	0	0	0	99	48	51	258	195	63	0	0	0
Cumilla City Corporation	3	2	1	0	0	0	0	0	0	8	3	5	5	2	3	0	0	0
Dhaka North City Corporation	41	21	20	20	10	10	0	0	0	174	73	101	148	38	110	58	12	46
Dhaka South City Corporation	72	44	28	20	10	10	0	0	0	203	124	79	120	68	52	0	0	0
Gazipur City Corporation	22	11	11	10	9	1	0	0	0	22	11	11	84	13	71	4	4	0
Khulna City Corporation	6	4	2	3	3	0	1	0	1	11	9	2	25	13	12	5	4	1

5.2 Government Servants by grade (grade-VI To grade-XI) in Autonomous Bodies, Corporations and Others

Autonomous Bodies/ Corporation and Others	Grade-VI			Grade-VII			Grade-VIII			Grade-IX			Grade-X			Grade-XI		
	Sanc.	Exist.	Vacancy	Sanc.	Exist.	Vacancy	Sanc.	Exist.	Vacancy	Sanc.	Exist.	Vacancy	Sanc.	Exist.	Vacancy	Sanc.	Exist.	Vacancy
MINISTRY OF LOCAL GOVERNMENT, RURAL DEVELOPMENT AND CO-OPERATIVES																		
LOCAL GOVERNMENT DIVISION																		
Mymensingh City Corporation	0	3	-3	0	0	0	0	0	0	0	1	-1	0	0	0	0	9	-9
Narayanganj City Corporation	12	8	4	4	4	0	0	0	0	69	42	27	27	10	17	0	0	0
Rajshahi City Corporation	7	6	1	5	0	5	4	1	3	32	9	23	48	16	32	26	8	18
Rangpur City Corporation	5	5	0	12	12	0	0	0	0	20	15	5	22	21	1	0	0	0
Sylhet City Corporation	6	3	3	0	0	0	0	0	0	21	7	14	17	5	12	3	0	3
Wasa Chattogram	23	13	10	0	0	0	1	0	1	25	13	12	74	46	28	19	7	12
Wasa Dhaka	83	73	10	0	0	0	0	0	0	148	95	53	304	226	78	12	12	0
Wasa Khulna	8	5	3	0	0	0	0	0	0	15	9	6	32	20	12	2	0	2
Wasa, Rajshahi	25	16	9	0	3	-3	0	0	0	0	3	-3	21	8	13	0	0	0
Ministry Total	365	257	108	79	56	23	6	1	5	859	470	389	1217	700	517	134	58	76
RURAL DEVELOPMENT AND CO-OPERATIVE DIVISION																		
Bangabandhu Academy for Poverty Alleviation and Rural Development Gopalganj	6	3	3	0	0	0	0	0	0	8	5	3	9	4	5	1	0	1
Bangladesh Academy for Rural Development Cumilla (BARD)	13	8	5	0	0	0	0	0	0	25	13	12	4	3	1	7	5	2
Bangladesh Milk Producer's Co-Operative Union Ltd. (MILKVITA)	3	1	2	0	0	0	0	0	0	0	0	0	0	0	0	0	0	0
Bangladesh Rural Development Board & BRDTI, Sylhet	92	90	2	0	0	0	30	30	0	541	476	65	622	313	309	645	289	356
Palli Daridro Bimochon Foundation	16	16	0	211	207	4	0	0	0	546	141	405	844	686	158	425	851	-426
Rural Development Academy Bogura (RDA)	17	17	0	0	0	0	0	0	0	26	22	4	7	6	1	4	4	0
Ministry Total	147	135	12	211	207	4	30	30	0	1146	657	489	1486	1012	474	1082	1149	-67

5.2 Government Servants by grade (grade-VI To grade-XI) in Autonomous Bodies, Corporations and Others

Autonomous Bodies/ Corporation and Others	Grade-VI			Grade-VII			Grade-VIII			Grade-IX			Grade-X			Grade-XI		
	Sanc.	Exist.	Vacancy	Sanc.	Exist.	Vacancy	Sanc.	Exist.	Vacancy	Sanc.	Exist.	Vacancy	Sanc.	Exist.	Vacancy	Sanc.	Exist.	Vacancy
MINISTRY OF POWER, ENERGY AND MINERAL RESOURCES																		
POWER DIVISION																		
Bangladesh Energy and Power Research Council	0	0	0	0	0	0	0	0	0	0	0	0	0	0	0	0	0	0
Bangladesh Power Development Board	4	3	1	0	0	0	0	0	0	4	3	1	0	0	0	2	1	1
Bangladesh Rural Electrification Board	221	211	10	0	0	0	0	0	0	385	303	82	177	140	37	2	2	0
Sustainable & Renewable Energy Development Authority (SREDA)	4	0	4	0	0	0	0	0	0	8	7	1	5	2	3	5	2	3
Ministry Total	229	214	15	0	0	0	0	0	0	397	313	84	182	142	40	9	5	4
ENERGY AND MINERAL RESOURCES DIVISION																		
Bangladesh Energy Regulatory Commission	8	8	0	0	0	0	0	0	0	17	12	5	0	0	0	0	0	0
Bangladesh Oil Gas & Mineral Corporation	74	27	47	0	0	0	0	0	0	113	48	65	0	0	0	0	0	0
Hydrocarbon Unit	4	2	2	0	0	0	0	0	0	9	5	4	2	1	1	0	0	0
Petroleum Corporation	15	10	5	0	0	0	0	0	0	11	6	5	8	4	4	0	0	0
Ministry Total	101	47	54	0	0	0	0	0	0	150	71	79	10	5	5	0	0	0
MINISTRY OF INDUSTRIES																		
Bangladesh Accreditation Board (BAB)	3	2	1	0	0	0	0	0	0	5	3	2	0	0	0	0	0	0
Bangladesh Chemical Industries Corporation	794	473	321	158	62	96	0	0	0	901	567	334	1248	455	793	166	60	106
Bangladesh Industrial Technical Assistance Centre (BITAC)	20	16	4	0	0	0	0	0	0	40	36	4	11	7	4	42	25	17
Bangladesh Institute of Management	24	7	17	5	2	3	0	0	0	11	1	10	5	3	2	5	0	5
Bangladesh Small & Cottage Industries Corporation	154	122	32	0	0	0	0	0	0	450	261	189	67	51	16	131	120	11

5.2 Government Servants by grade (grade-VI To grade-XI) in Autonomous Bodies, Corporations and Others

Autonomous Bodies/ Corporation and Others	Grade-VI			Grade-VII			Grade-VIII			Grade-IX			Grade-X			Grade-XI		
	Sanc.	Exist.	Vacancy	Sanc.	Exist.	Vacancy	Sanc.	Exist.	Vacancy	Sanc.	Exist.	Vacancy	Sanc.	Exist.	Vacancy	Sanc.	Exist.	Vacancy
MINISTRY OF INDUSTRIES																		
Bangladesh Standard & Testing Institute	40	16	24	0	0	0	0	0	0	288	131	157	99	91	8	54	36	18
Bangladesh Steel & Engineering Corporation	151	86	65	0	0	0	0	0	0	128	72	56	0	0	0	156	79	77
Bangladesh Sugar & Food Industries Corporation	304	248	56	0	0	0	0	0	0	0	0	0	32	27	5	0	0	0
Ministry Total	1490	970	520	163	64	99	0	0	0	1823	1071	752	1462	634	828	554	320	234
MINISTRY OF AGRICULTURE																		
Bangladesh Agricultural Development Corporation	60	60	0	0	0	0	0	0	0	389	280	109	869	743	126	994	319	675
Bangladesh Agricultural Research Institute	231	223	8	0	0	0	0	0	0	352	218	134	33	18	15	416	506	-90
Bangladesh Agricultural Research Council	15	10	5	0	0	0	0	0	0	14	6	8	5	5	0	15	11	4
Bangladesh Institute of Nuclear Agriculture, Mymensingh	53	49	4	0	0	0	0	0	0	121	87	34	36	29	7	15	19	-4
Bangladesh Institute of Research and Training on Applied Nutrition (BIRTAN)	67	29	38	0	0	0	0	0	0	113	43	70	0	0	0	0	0	0
Bangladesh Jute Research Institute	65	45	20	0	0	0	0	0	0	83	55	28	15	4	11	8	6	2
Bangladesh Rice Research Institute	134	108	26	3	0	3	0	0	0	154	116	38	107	70	37	79	79	0
Bangladesh Sugar crop Research Institute	29	26	3	1	0	1	0	0	0	56	25	31	30	18	12	20	14	6
Bangladesh Wheat And Maize Research Institute	32	18	14	0	0	0	0	0	0	49	4	45	2	0	2	4	2	2
Barind Multipurpose Development Authority, Rajshahi	27	27	0	0	0	0	0	0	0	67	67	0	137	137	0	91	90	1
National Agriculture Training Academy	18	17	1	0	0	0	0	0	0	6	3	3	14	6	8	1	0	1
Ministry Total	731	612	119	4	0	4	0	0	0	1404	904	500	1248	1030	218	1643	1046	597

5.2 Government Servants by grade (grade-VI To grade-XI) in Autonomous Bodies, Corporations and Others

Autonomous Bodies/ Corporation and Others	Grade-VI			Grade-VII			Grade-VIII			Grade-IX			Grade-X			Grade-XI		
	Sanc.	Exist.	Vacancy	Sanc.	Exist.	Vacancy	Sanc.	Exist.	Vacancy	Sanc.	Exist.	Vacancy	Sanc.	Exist.	Vacancy	Sanc.	Exist.	Vacancy
MINISTRY OF ROAD TRANSPORT AND BRIDGES																		
ROAD TRANSPORT AND HIGHWAYAS DIVISION																		
Bangladesh Road Transport Authority (BRTA)	35	25	10	0	0	0	0	0	0	106	87	19	163	141	22	0	0	0
Bangladesh Road Transport Corporation	30	21	9	0	0	0	0	0	0	75	34	41	0	0	0	82	60	22
Dhaka Transport Co-Ordination Authority	1	1	0	0	0	0	0	0	0	3	3	0	19	6	13	0	0	0
MINISTRY TOTAL	66	47	19	0	0	0	0	0	0	184	124	60	182	147	35	82	60	22
BRIDGE DIVISION																		
Bangladesh Bridge Authority	1	1	0	0	0	0	0	0	0	89	62	27	56	38	18	15	0	15
Ministry Total	1	1	0	0	0	0	0	0	0	89	62	27	56	38	18	15	0	15
MINISTRY OF PLANNING																		
PLANING DIVISION																		
Bangladesh Institute of Development Studies (BIDS)	38	14	24	0	0	0	0	0	0	33	21	12	17	12	5	2	2	0
Ministry Total	38	14	24	0	0	0	0	0	0	33	21	12	17	12	5	2	2	0
MINISTRY OF TEXTILE & JUTE																		
Bangladesh Handloom Board	14	13	1	0	0	0	0	0	0	60	39	21	9	5	4	1	0	1
Bangladesh Jute Corporation	0	0	0	1	0	1	0	0	0	0	0	0	0	0	0	49	0	49
Bangladesh Jute Mills Corporation	431	270	161	15	0	15	0	0	0	734	390	344	237	24	213	1208	288	920
Bangladesh Sericulture Development Board	15	2	13	0	0	0	0	0	0	23	14	9	78	23	55	1	1	0
Bangladesh Textile Mill Corporation (BTMC)	26	17	9	0	0	0	0	0	0	26	20	6	0	0	0	29	10	19
Jute Diversification Promotion Centre	14	12	2	0	0	0	0	0	0	0	0	0	4	3	1	0	0	0
Liquidation Cell	1	1	0	0	0	0	0	0	0	0	0	0	1	1	0	0	0	0
Ministry Total	501	315	186	16	0	16	0	0	0	843	463	380	329	56	273	1288	299	989

5.2 Government Servants by grade (grade-VI To grade-XI) in Autonomous Bodies, Corporations and Others

Autonomous Bodies/ Corporation and Others	Grade-VI			Grade-VII			Grade-VIII			Grade-IX			Grade-X			Grade-XI		
	Sanc.	Exist.	Vacancy	Sanc.	Exist.	Vacancy	Sanc.	Exist.	Vacancy	Sanc.	Exist.	Vacancy	Sanc.	Exist.	Vacancy	Sanc.	Exist.	Vacancy
MINISTRY OF SCIENCE AND TECHNOLOGY																		
Bangabandhu Science and Technology Fellowship Trust	0	0	0	0	0	0	0	0	0	2	2	0	0	0	0	0	0	0
Bangabandhu Sheikh Mujib Novo Theatre	1	1	0	0	0	0	0	0	0	7	5	2	8	4	4	3	3	0
Bangladesh Atomic Energy Authority	12	0	12	0	0	0	0	0	0	38	22	16	2	2	0	0	0	0
Bangladesh Atomic Energy Commission	174	132	42	0	0	0	0	0	0	394	371	23	37	7	30	191	161	30
Bangladesh Council of Science & Industrial Research (BCSIR)	140	140	0	0	0	0	2	0	2	261	160	101	13	5	8	131	34	97
Bangladesh National Scientific & Technical Documentation Centre (BANSDOC)	1	1	0	0	0	0	0	0	0	7	5	2	0	0	0	4	4	0
Bangladesh Oceanographic Research Institute	22	0	22	0	0	0	0	0	0	51	10	41	8	5	3	9	4	5
Bangladesh Reference Institute for Chemical Measurements (BRICM)	12	4	8	0	0	0	0	0	0	24	21	3	0	0	0	4	2	2
National Institute of Biotechnology	18	15	3	0	0	0	0	0	0	38	35	3	1	1	0	7	7	0
MINISTRY TOTAL	380	293	87	0	0	0	2	0	2	822	631	191	69	24	45	349	215	134

MINISTRY OF EDUCATION

SECONDARY AND HIGHER EDUCATION DIVISION

Bangabandhu Sheikh Mujibur Rahman Agricultural University	76	64	12	18	8	10	0	0	0	130	113	17	19	16	3	22	20	2
Bangabandhu Sheikh Mujibur Rahman Aviation and Aerospace University	10	10	0	2	2	0	0	0	0	20	17	3	1	1	0	4	4	0
Bangabandhu Sheikh Mujibur Rahman Digital University (BDU)	7	4	3	3	2	1	0	0	0	38	28	10	9	7	2	3	0	3
Bangabandhu Sheikh Mujibur Rahman Maritime University	3	3	0	6	6	0	0	0	0	19	19	0	6	6	0	25	25	0

5.2 Government Servants by grade (grade-VI To grade-XI) in Autonomous Bodies, Corporations and Others

Autonomous Bodies/ Corporation and Others	Grade-VI			Grade-VII			Grade-VIII			Grade-IX			Grade-X			Grade-XI		
	Sanc.	Exist.	Vacancy	Sanc.	Exist.	Vacancy	Sanc.	Exist.	Vacancy	Sanc.	Exist.	Vacancy	Sanc.	Exist.	Vacancy	Sanc.	Exist.	Vacancy
MINISTRY OF EDUCATION																		
SECONDARY AND HIGHER EDUCATION DIVISION																		
Bangabandhu Sheikh Mujibur Rahman Science & Technical University	50	60	-10	5	5	0	0	0	0	9	8	1	8	8	0	6	6	0
Bangabandhu Sheikh Mujibur Rahman University, Kishoreganj	6	0	6	1	1	0	0	0	0	10	10	0	1	1	0	1	1	0
Bangamata Sheikh Fojilatunnesa Mujib Science & Technology University	25	28	-3	4	4	0	0	0	0	51	30	21	16	10	6	6	3	3
Bangladesh Accreditation Council	0	0	0	0	0	0	0	0	0	1	1	0	4	4	0	0	0	0
Bangladesh Agriculture University, Mymensingh	210	117	93	31	26	5	0	0	0	237	172	65	90	72	18	10	7	3
Bangladesh National Commission for UNESCO	9	6	3	0	0	0	0	0	0	1	0	1	2	0	2	0	0	0
Bangladesh Open University, Gazipur	38	66	-28	58	47	11	0	0	0	288	204	84	53	53	0	187	185	2
Bangladesh Scouts	22	22	0	0	0	0	0	0	0	62	29	33	4	4	0	1	1	0
Bangladesh TEXTITE University	43	87	-44	11	5	6	0	0	0	108	64	44	28	20	8	7	2	5
Bangladesh University of Engineering & Technology (BUET)	274	278	-4	38	19	19	10	5	5	264	210	54	112	82	30	32	14	18
Bangladesh University of Professionals	109	87	22	2	2	0	0	0	0	267	185	82	61	50	11	447	268	179
Barishal University	74	150	-76	31	31	0	0	0	0	140	70	70	43	43	0	14	14	0
Begum Rokeya University, Rangpur	47	49	-2	8	8	0	2	2	0	141	107	34	46	32	14	104	68	36
Board Of Intermediate and Secondary Education, Chattogram	1	1	0	3	3	0	0	0	0	5	3	2	32	31	1	33	18	15

5.2 Government Servants by grade (grade-VI To grade-XI) in Autonomous Bodies, Corporations and Others

Autonomous Bodies/ Corporation and Others	Grade-VI			Grade-VII			Grade-VIII			Grade-IX			Grade-X			Grade-XI			
	Sanc.	Exist.	Vacancy	Sanc.	Exist.	Vacancy	Sanc.	Exist.	Vacancy	Sanc.	Exist.	Vacancy	Sanc.	Exist.	Vacancy	Sanc.	Exist.	Vacancy	
MINISTRY OF EDUCATION																			
SECONDARY AND HIGHER EDUCATION DIVISION																			
Board Of Intermediate and Secondary Education, Cumilla	3	2	1	0	0	0	9	4	5	4	0	4	44	11	33	0	0	0	
Board Of Intermediate and Secondary Education, Dhaka	7	7	0	5	5	0	2	2	0	3	3	0	36	36	0	15	15	0	
Board Of Intermediate and Secondary Education, Jashore	9	9	0	0	0	0	5	3	2	5	4	1	28	24	4	78	36	42	
Board Of Intermediate and Secondary Education, Mymensingh	5	5	0	0	0	0	0	0	0	1	1	0	0	0	0	0	0	0	
Board Of Intermediate and Secondary Education, Rajshahi	16	16	0	0	0	0	0	0	0	0	0	0	78	69	9	6	5	1	
Board Of Intermediate and Secondary Education, Sylhet	1	1	0	0	0	0	0	0	0	7	6	1	9	7	2	0	0	0	
Board Of Intermediate and Secondary Education Dinajpur	3	2	1	1	1	0	0	0	0	5	1	4	9	7	2	0	0	0	
Board Of Intermediate and Secondary Education, Barisal	7	6	1	1	1	0	0	0	0	4	4	0	9	4	5	0	0	0	
Chandpur Science and Technology University	3	0	3	1	1	0	0	0	0	8	1	7	1	0	1	1	1	0	
Chattagram University	0	0	0	484	298	186	0	0	0	585	171	414	126	35	91	40	40	0	
Chattogram Veterinary & Animal Science University	54	54	0	24	23	1	0	0	0	126	60	66	59	13	46	0	0	0	
CUET, Chattogram	10	4	6	16	11	5	0	0	0	70	44	26	51	38	13	18	12	6	
Cumilla University	119	119	0	24	22	2	0	0	0	104	104	0	10	8	2	20	20	0	

5.2 Government Servants by grade (grade-VI To grade-XI) in Autonomous Bodies, Corporations and Others

Autonomous Bodies/ Corporation and Others	Grade-VI			Grade-VII			Grade-VIII			Grade-IX			Grade-X			Grade-XI		
	Sanc.	Exist.	Vacancy	Sanc.	Exist.	Vacancy	Sanc.	Exist.	Vacancy	Sanc.	Exist.	Vacancy	Sanc.	Exist.	Vacancy	Sanc.	Exist.	Vacancy
MINISTRY OF EDUCATION																		
SECONDARY AND HIGHER EDUCATION DIVISION																		
Dhaka University	546	497	49	244	255	-11	0	0	0	744	862	-118	42	11	31	24	22	2
DUET, Gazipur	136	132	4	20	14	6	74	51	23	50	25	25	43	36	7	3	3	0
Hazi Md. Danesh Science & Tech	245	97	148	20	31	-11	0	0	0	384	112	272	32	68	-36	194	109	85
International Mother Language Institute	4	4	0	0	0	0	0	0	0	10	0	10	1	0	1	2	1	1
Islamic University	421	250	171	0	0	0	0	0	0	539	87	452	5	5	0	20	20	0
Jagannath University	2	2	0	0	0	0	0	0	0	166	166	0	14	13	1	9	9	0
Jashore Science & Technology University	66	181	-115	15	19	-4	0	0	0	223	130	93	44	13	31	3	2	1
Jatiya Kabi Kazi Nazrul Islam University, Mymensingh	116	116	0	35	35	0	0	0	0	120	120	0	34	34	0	5	5	0
Khulna Agriculture University	27	31	-4	11	3	8	0	0	0	108	101	7	21	21	0	44	43	1
Khulna University	142	145	-3	20	60	-40	0	0	0	83	116	-33	5	0	5	21	18	3
KUET, Khulna	103	93	10	10	8	2	18	16	2	81	70	11	48	46	2	8	5	3
Mawlana Bhashani Science and Technology University	86	95	-9	6	3	3	0	0	0	180	51	129	11	8	3	4	3	1
National Curr & Text Book Board Dhaka	22	17	5	0	0	0	0	0	0	32	22	10	29	11	18	8	8	0
National University, Gazipur	23	64	-41	27	13	14	1	0	1	609	458	151	46	40	6	0	0	0
Noakhali Science & Tech University	24	45	-21	6	3	3	0	0	0	124	79	45	5	5	0	15	5	10
Nongovernment Teachers Retirement Benefit Board	6	3	3	0	0	0	0	0	0	8	3	5	1	0	1	4	3	1

5.2 Government Servants by grade (grade-VI To grade-XI) in Autonomous Bodies, Corporations and Others

Autonomous Bodies/ Corporation and Others	Grade-VI			Grade-VII			Grade-VIII			Grade-IX			Grade-X			Grade-XI		
	Sanc.	Exist.	Vacancy	Sanc.	Exist.	Vacancy	Sanc.	Exist.	Vacancy	Sanc.	Exist.	Vacancy	Sanc.	Exist.	Vacancy	Sanc.	Exist.	Vacancy
MINISTRY OF EDUCATION																		
SECONDARY AND HIGHER EDUCATION DIVISION																		
Non-Gov. Edu. Ins. & Teachers & Employees Welfare Trust	5	2	3	0	0	0	0	0	0	7	3	4	10	2	8	11	0	11
Non-Govt Teachers Reg & Certification Authority (NTRCA)	0	0	0	0	0	0	0	0	0	9	8	1	0	0	0	2	2	0
Pabna Science & Tech University	4	2	2	17	11	6	0	0	0	135	103	32	11	7	4	12	7	5
Patuakhali Science & Tech University	81	81	0	35	35	0	0	0	0	89	89	0	7	7	0	51	46	5
Prime Minister's Educational Assistance Trust	1	1	0	0	0	0	0	0	0	16	16	0	0	0	0	0	0	0
Rabindra University	0	0	0	4	3	1	0	0	0	32	26	6	20	19	1	5	3	2
Rajshahi University	225	342	-117	0	0	0	0	0	0	287	312	-25	8	8	0	38	24	14
Rangamati Science and Technology University	17	18	-1	6	8	-2	0	0	0	41	18	23	8	4	4	10	6	4
RUET, Rajshahi	109	107	2	11	10	1	1	1	0	149	133	16	61	60	1	10	0	10
Shahjalal University of Science & Tech., Sylhet	7	12	-5	48	54	-6	0	0	0	93	101	-8	110	50	60	136	66	70
Sheikh Hasina University, Netrokona	6	0	6	5	3	2	0	0	0	18	16	2	5	3	2	1	1	0
Sher-E-Bangla Agricultural University	82	82	0	50	50	0	0	0	0	649	417	232	20	6	14	0	0	0
Sunamgonj Science and Technology University	0	0	0	0	0	0	0	0	0	0	2	1	1	2	2	0	0	0
Sylhet Agricultural University	74	71	3	28	34	-6	0	0	0	205	107	98	57	40	17	111	8	103
University Grants Commission, Bangladesh	37	29	8	0	0	0	0	0	0	63	38	25	40	25	15	47	17	30
University of Jahangirnagar	103	101	2	18	17	1	0	0	0	235	221	14	3	3	0	3	3	0
Ministry Total	3961	3877	84	1413	1200	213	122	84	38	8204	5680	2524	1738	1239	499	1881	1204	677

5.2 Government Servants by grade (grade-VI To grade-XI) in Autonomous Bodies, Corporations and Others

Autonomous Bodies/ Corporation and Others	Grade-VI			Grade-VII			Grade-VIII			Grade-IX			Grade-X			Grade-XI		
	Sanc.	Exist.	Vacancy	Sanc.	Exist.	Vacancy	Sanc.	Exist.	Vacancy	Sanc.	Exist.	Vacancy	Sanc.	Exist.	Vacancy	Sanc.	Exist.	Vacancy
MINISTRY OF EDUCATION																		
TECHNICAL AND MADRASAH EDUCATION DIVISION																		
Bangladesh Madrasah Teacher's Training Institute	6	4	2	0	0	0	0	0	0	14	7	7	0	0	0	1	0	1
Bangladesh Technical Education Board	20	14	6	0	0	0	0	0	0	46	35	11	15	10	5	13	7	6
Madrasah Education Board	8	7	1	0	0	0	0	0	0	18	14	4	5	2	3	6	2	4
National Academy for Computer Training and Research (NACTAR)	8	1	7	16	5	11	0	0	0	19	13	6	4	3	1	10	5	5
Ministry Total	42	26	16	16	5	11	0	0	0	97	69	28	24	15	9	30	14	16
MINISTRY OF RELIGIOUS AFFAIRS																		
Buddhist Religious Welfare Trust	0	0	0	1	1	0	0	0	0	0	0	0	1	1	0	0	0	0
Hindu Religious Welfare Trust	0	0	0	0	0	0	0	0	0	1	1	0	1	1	0	1	1	0
Islamic Foundation Bangladesh	0	0	0	0	0	0	0	0	0	5	5	0	0	0	0	7	7	0
Office of The Administrator of Waqf	1	1	0	5	4	1	0	0	0	0	0	0	0	0	0	0	0	0
The Christian Religious Welfare Trust	1	1	0	0	0	0	0	0	0	0	0	0	1	1	0	0	0	0
Ministry Total	2	2	0	6	5	1	0	0	0	6	6	0	3	3	0	8	8	0
MINISTRY OF COMMERCE																		
Bangladesh Competition Commission	4	4	0	0	0	0	0	0	0	8	8	0	1	1	0	0	0	0
Bangladesh Tea Board Ctg	20	14	6	0	0	0	0	0	0	30	27	3	5	4	1	64	45	19
Bangladesh Trade and Tariff Commission	8	4	4	0	0	0	0	0	0	13	10	3	0	0	0	0	0	0
Business Promotion Council	7	4	3	0	0	0	8	6	2	1	1	0	8	0	8	0	0	0
Export Promotion Bureau	15	6	9	0	0	0	0	0	0	34	15	19	3	1	2	34	26	8
Trading Corporation of Bangladesh	19	19	0	0	0	0	0	0	0	24	19	5	1	1	0	23	22	1
Ministry Total	73	51	22	0	0	0	8	6	2	110	80	30	18	7	11	121	93	28

5.2 Government Servants by grade (grade-VI To grade-XI) in Autonomous Bodies, Corporations and Others

Autonomous Bodies/ Corporation and Others	Grade-VI			Grade-VII			Grade-VIII			Grade-IX			Grade-X			Grade-XI		
	Sanc.	Exist.	Vacancy	Sanc.	Exist.	Vacancy	Sanc.	Exist.	Vacancy	Sanc.	Exist.	Vacancy	Sanc.	Exist.	Vacancy	Sanc.	Exist.	Vacancy
MINISTRY OF FISHERIES AND LIVESTOCK																		
Bangladesh Fisheries Development Corporation	26	10	16	0	0	0	0	0	0	54	23	31	0	0	0	114	65	49
Bangladesh Livestock Research Institute	42	35	7	0	0	0	0	0	0	88	49	39	8	5	3	4	2	2
Bangladesh Veterinary Council	0	0	0	0	0	0	0	0	0	0	0	0	0	0	0	1	0	1
Fisheries Research Institute	79	57	22	0	0	0	0	0	0	112	45	67	20	9	11	2	2	0
Marine Fisheries Academy	5	4	1	0	0	0	0	0	0	8	5	3	1	1	0	2	2	0
Ministry Total	152	106	46	0	0	0	0	0	0	262	122	140	29	15	14	123	71	52
MINISTRY OF LAND																		
Land Appeal Board	3	3	0	1	0	1	0	0	0	3	3	0	0	0	0	0	0	0
Land Reforms Board	7	6	1	0	0	0	0	0	0	3	2	1	9	8	1	0	0	0
Ministry Total	10	9	1	1	0	1	0	0	0	6	5	1	9	8	1	0	0	0
MINISTRY OF FOOD																		
Bangladesh Food Safety Authority	12	2	10	0	0	0	0	0	0	103	88	15	0	0	0	0	0	0
MINISTRY TOTAL	12	2	10	0	0	0	0	0	0	103	88	15	0	0	0	0	0	0
MINISTRY OF DISASTER MANAGEMENT AND RELIEF																		
Cyclone Preparedness Programme (Bangladesh Red Crescent Society)	10	8	2	19	12	7	20	1	19	0	0	0	6	2	4	10	2	8
Integrated Disaster Management Programme	0	0	0	0	0	0	0	0	0	0	0	0	1	1	0	0	0	0
Refugee Relief & Repatriation Commissioner Office,	0	3	-3	0	0	0	0	0	0	0	3	-3	0	0	0	0	0	0
Ministry Total	10	11	-1	19	12	7	20	1	19	0	3	-3	7	3	4	10	2	8

5.2 Government Servants by grade (grade-VI To grade-XI) in Autonomous Bodies, Corporations and Others

Autonomous Bodies/ Corporation and Others	Grade-VI			Grade-VII			Grade-VIII			Grade-IX			Grade-X			Grade-XI		
	Sanc.	Exist.	Vacancy	Sanc.	Exist.	Vacancy	Sanc.	Exist.	Vacancy	Sanc.	Exist.	Vacancy	Sanc.	Exist.	Vacancy	Sanc.	Exist.	Vacancy
MINISTRY OF INFORMATION AND BROADCASTING																		
Bangladesh Betar	352	243	109	0	0	0	16	2	14	200	80	120	115	37	78	122	89	33
Bangladesh Cinema and Television Institute	8	2	6	0	0	0	3	1	2	13	0	13	10	0	10	0	0	0
Bangladesh Film Archives	0	0	0	0	0	0	0	0	0	2	2	0	10	10	0	7	6	1
Bangladesh Journalist Welfare Trust	1	1	0	0	0	0	0	0	0	1	0	1	1	0	1	0	0	0
Bangladesh Press Council	0	0	0	0	0	0	0	0	0	0	0	0	0	0	0	2	2	0
Bangladesh Sangbad Sangstha	0	0	0	0	0	0	0	0	0	0	0	0	0	0	0	0	0	0
Bangladesh Television	87	50	37	84	35	49	0	0	0	198	94	104	155	118	37	85	49	36
Film Censor Board	1	1	0	0	0	0	0	0	0	0	0	0	6	6	0	0	0	0
Film Development Corporation	5	2	3	7	3	4	0	0	0	50	9	41	15	3	12	18	14	4
National Institute of Mass Communication	12	10	2	0	0	0	0	0	0	18	11	7	16	10	6	1	1	0
Press Institute of Bangladesh	12	8	4	1	0	1	4	3	1	20	18	2	6	5	1	10	9	1
Ministry Total	478	317	161	92	38	54	23	6	17	502	214	288	334	189	145	245	170	75
MINISTRY OF WATER RESOURCES																		
Bangladesh Water Development Board	348	165	183	0	0	0	0	0	0	654	558	96	1032	862	170	226	205	21
Joint River Commission, Bangladesh	6	3	3	0	0	0	0	0	0	3	2	1	3	1	2	3	1	2
River Research Institute, Faridpur	17	8	9	0	0	0	0	0	0	37	23	14	3	2	1	1	0	1
Water Resources Planning Organization	14	6	8	0	0	0	0	0	0	17	16	1	2	2	0	0	0	0
Ministry Total	385	182	203	0	0	0	0	0	0	711	599	112	1040	867	173	230	206	24
MINISTRY OF PRIMARY AND MASS EDUCATION																		
Shishu Kallayan Trust	0	0	0	0	0	0	0	0	0	2	2	0	3	4	-1	0	0	0
Ministry Total	0	0	0	0	0	0	0	0	0	2	2	0	3	4	-1	0	0	0

5.2 Government Servants by grade (grade-VI To grade-XI) in Autonomous Bodies, Corporations and Others

Autonomous Bodies/ Corporation and Others	Grade-VI			Grade-VII			Grade-VIII			Grade-IX			Grade-X			Grade-XI		
	Sanc.	Exist.	Vacancy	Sanc.	Exist.	Vacancy	Sanc.	Exist.	Vacancy	Sanc.	Exist.	Vacancy	Sanc.	Exist.	Vacancy	Sanc.	Exist.	Vacancy
MINISTRY OF SHIPPING																		
Bangladesh Shipping Corporation	115	26	89	0	0	0	0	0	0	0	0	0	174	17	157	0	0	0
Bangladesh Inland Water Transport Authority (BIWTA)	106	98	8	0	0	0	0	0	0	167	115	52	498	411	87	159	68	91
Bangladesh Inland Water Transport Corporation (BIWTC)	53	50	3	0	0	0	0	0	0	92	56	36	106	83	23	228	144	84
Bangladesh Land Port Authority	14	7	7	1	0	1	0	0	0	49	28	21	11	5	6	5	5	0
Bangladesh Marine Academy Chattogram	9	6	3	1	1	0	0	0	0	10	6	4	12	9	3	1	1	0
Chattogram Port Authority	91	56	35	2	2	0	21	20	1	133	85	48	271	213	58	143	95	48
Mongla Port Authority	39	28	11	8	5	3	0	0	0	66	32	34	72	46	26	53	38	15
National Maritime Institute, Chattogram	4	3	1	0	0	0	0	0	0	5	0	5	3	1	2	3	2	1
National River Conservation Commission	4	4	0	0	0	0	0	0	0	9	7	2	0	0	0	1	0	1
Payra Port Authority	0	10	-10	0	0	0	0	0	0	0	16	-16	0	12	-12	0	5	-5
MINISTRY TOTAL	435	288	147	12	8	4	21	20	1	531	345	186	1147	797	350	593	358	235
MINISTRY OF YOUTH AND SPORTS																		
Bangabandhu Krirashebi Kalyan Foundation	0	0	0	0	0	0	0	0	0	1	1	0	1	1	0	0	0	0
Bangladesh Krira Shikkha Protisthan (BKSP)	21	14	7	0	0	0	6	6	0	89	83	6	6	6	0	0	0	0
Bangladesh National Sports Council	4	4	0	5	5	0	1	1	0	47	45	2	60	60	0	5	6	-1
Sheikh Hasina National Institute of Youth Development	2	0	2	0	0	0	0	0	0	10	0	10	14	0	14	2	0	2
Ministry Total	27	18	9	5	5	0	7	7	0	147	129	18	81	67	14	7	6	1

5.2 Government Servants by grade (grade-VI To grade-XI) in Autonomous Bodies, Corporations and Others

Autonomous Bodies/ Corporation and Others	Grade-VI			Grade-VII			Grade-VIII			Grade-IX			Grade-X			Grade-XI		
	Sanc.	Exist.	Vacancy	Sanc.	Exist.	Vacancy	Sanc.	Exist.	Vacancy	Sanc.	Exist.	Vacancy	Sanc.	Exist.	Vacancy	Sanc.	Exist.	Vacancy
MINISTRY OF CIVIL AVIATION AND TOURISM																		
Bangladesh Parjatan Corporation	116	159	-43	0	0	0	0	0	0	123	57	66	0	0	0	318	152	166
Bangladesh Services Limited	0	0	0	0	0	0	0	0	0	0	0	0	0	0	0	0	0	0
Bangladesh Tourism Board	1	0	1	0	0	0	0	0	0	11	6	5	2	0	2	0	0	0
Biman Bangladesh Airlines Ltd.	0	0	0	0	0	0	0	0	0	0	0	0	0	0	0	0	0	0
Civil Aviation Authority of Bangladesh	222	118	104	71	5	66	0	0	0	508	172	336	808	361	447	30	27	3
Hotels International Ltd.	0	0	0	0	0	0	0	0	0	0	0	0	0	0	0	0	0	0
Ministry Total	339	277	62	71	5	66	0	0	0	642	235	407	810	361	449	348	179	169
MINISTRY OF POST TELECOMMUNICATIONS AND INFORMATION TECHNOLOGY																		
POST & TELECOMMUNICATION DIVISION																		
Bangladesh Cable Shilpa Limited	0	0	0	0	0	0	12	8	4	0	0	0	0	0	0	0	0	0
Bangladesh Satellite Company Limited	0	0	0	0	0	0	0	0	0	0	0	0	0	0	0	0	0	0
Bangladesh Submarine Cable Company Limited (BSCCL)	0	0	0	0	0	0	0	0	0	0	0	0	0	0	0	0	0	0
Bangladesh Telecommunications Co. Ltd	0	0	0	0	0	0	0	0	0	0	0	0	0	0	0	0	0	0
Mailing Operator and Courier Services Licensing Authority	0	0	0	0	0	0	0	0	0	1	0	1	2	0	2	0	0	0
Telephone Shilpa Sangstha Limited	0	0	0	0	0	0	0	0	0	0	0	0	0	0	0	0	0	0
Tele-talk Bangladesh Ltd.	0	0	0	0	0	0	0	0	0	0	0	0	0	0	0	0	0	0
Ministry Total	0	0	0	0	0	0	12	8	4	1	0	1	2	0	2	0	0	0
INFORMATION & COMMUNICATION TECH DIVISION																		
Bangladesh Computer Council	32	14	18	0	0	0	0	0	0	76	8	68	8	2	6	0	0	0
Bangladesh Hi-Tech Park Authority	4	4	0	1	1	0	0	0	0	12	11	1	5	5	0	0	0	0
Ministry Total	36	18	18	1	1	0	0	0	0	88	19	69	13	7	6	0	0	0

5.2 Government Servants by grade (grade-VI To grade-XI) in Autonomous Bodies, Corporations and Others

Autonomous Bodies/ Corporation and Others	Grade-VI			Grade-VII			Grade-VIII			Grade-IX			Grade-X			Grade-XI		
	Sanc.	Exist.	Vacancy	Sanc.	Exist.	Vacancy	Sanc.	Exist.	Vacancy	Sanc.	Exist.	Vacancy	Sanc.	Exist.	Vacancy	Sanc.	Exist.	Vacancy
MINISTRY OF EXPATRIATES` WELFARE AND OVERSEAS EMPLOYMENT																		
Bangladesh Overseas Employment and Services Ltd. (BOESL)	3	2	1	3	3	0	0	0	0	9	9	0	5	5	0	9	9	0
Probashi Kallayan Bank	122	17	105	0	0	0	0	0	0	427	106	321	666	69	597	632	1	631
Wage Earners Board	6	6	0	4	2	2	0	0	0	29	27	2	49	48	1	33	35	-2
Ministry Total	131	25	106	7	5	2	0	0	0	465	142	323	720	122	598	674	45	629
MINISTRY OF ENVIRONMENT, FOREST AND CLIMATE CHANGE																		
Bangladesh Climate Change Trust	6	1	5	0	0	0	0	0	0	15	12	3	3	1	2	1	1	0
Bangladesh Forest Industries Development Corporation (BFIDC)	52	12	40	0	0	0	0	0	0	146	96	50	14	3	11	128	59	69
Bangladesh Rubber Board	6	2	4	0	0	0	0	0	0	15	2	13	1	0	1	0	0	0
Ministry Total	64	15	49	0	0	0	0	0	0	176	110	66	18	4	14	129	60	69
MINISTRY OF HOUSING AND PUBLIC WORKS																		
Chattogram Development Authority	17	16	1	0	0	0	0	0	0	34	25	9	29	28	1	7	5	2
Cox's Bazar Development Authority	1	1	0	0	0	0	0	0	0	9	4	5	18	4	14	0	0	0
Housing & Building Research Institute	9	6	3	0	0	0	0	0	0	23	13	10	6	6	0	22	10	12
Khulna Development Authority	18	3	15	0	0	0	0	0	0	30	14	16	23	8	15	7	2	5
National Housing Authority	24	22	2	0	0	0	0	0	0	22	8	14	84	66	18	10	8	2
Rajdhani Unnayan Kartipakha	102	28	74	4	1	3	0	0	0	198	95	103	442	225	217	22	18	4
Rajshahi Development Authority	3	3	0	0	0	0	0	0	0	7	4	3	10	6	4	0	0	0
Ministry Total	174	79	95	4	1	3	0	0	0	323	163	160	612	343	269	68	43	25

5.2 Government Servants by grade (grade-VI To grade-XI) in Autonomous Bodies, Corporations and Others

Autonomous Bodies/ Corporation and Others	Grade-VI			Grade-VII			Grade-VIII			Grade-IX			Grade-X			Grade-XI		
	Sanc.	Exist.	Vacancy	Sanc.	Exist.	Vacancy	Sanc.	Exist.	Vacancy	Sanc.	Exist.	Vacancy	Sanc.	Exist.	Vacancy	Sanc.	Exist.	Vacancy
MINISTRY OF CHATTOGRAM HILL TRACTS AFFAIRS																		
Bandarban Hill District Council	2	1	1	0	0	0	0	0	0	5	2	3	7	3	4	0	0	0
Chattoqram Hill Tracts Development Board	5	3	2	0	0	0	0	0	0	13	8	5	12	10	2	1	1	0
Chattoqram Hill Tracts Regional Council, Rangamati	3	1	2	0	0	0	0	0	0	10	4	6	0	0	0	1	0	1
Khagrachari Hill District Council	2	2	0	0	0	0	0	0	0	5	2	3	8	4	4	0	0	0
Rangamati Hill District Council	2	2	0	0	0	0	0	0	0	5	3	2	8	7	1	0	0	0
Taskforce For Repatriation & Rehabilitation of Internally Displaced People, Khagrachari	1	0	1	0	0	0	0	0	0	1	1	0	0	0	0	0	0	0
Ministry Total	15	9	6	0	0	0	0	0	0	39	20	19	35	24	11	2	1	1
MINISTRY OF SOCIAL WELFARE																		
Bangladesh National Social Welfare Council	8	1	7	15	2	13	0	0	0	12	0	12	20	3	17	5	5	0
Bangladesh Rehabilitation Council	1	0	1	0	0	0	0	0	0	3	0	3	8	1	7	0	0	0
National Foundation for Development of The Disabled Person	0	0	0	0	0	0	7	2	5	3	2	1	5	5	0	0	0	0
Neuro Development Disability Protection Trust	1	1	0	1	1	0	0	0	0	0	0	0	1	1	0	1	1	0
Sharirik Protibondhi Surokha Trust	0	0	0	0	0	0	0	0	0	1	1	0	6	7	-1	0	0	0
Sheikh Zayed Bin Sultan Al-Nahyan-Trust	0	0	0	0	0	0	0	0	0	2	1	1	6	3	3	0	0	0
Ministry Total	10	2	8	16	3	13	7	2	5	21	4	17	46	20	26	6	6	0
MINISTRY OF LABOUR AND EMPLOYMENT																		
Bangladesh Labour Welfare Foundation	1	1	0	0	0	0	0	0	0	2	2	0	0	0	0	1	1	0
Labour Appellate Tribunal, Labour Court	0	0	0	0	0	0	0	0	0	11	9	2	0	0	0	0	0	0
Minimum Wages Board	0	0	0	0	0	0	0	0	0	1	1	0	0	0	0	0	0	0
MINISTRY TOTAL	1	1	0	0	0	0	0	0	0	14	12	2	0	0	0	1	1	0

5.2 Government Servants by grade (grade-VI To grade-XI) in Autonomous Bodies, Corporations and Others

Autonomous Bodies/ Corporation and Others	Grade-VI			Grade-VII			Grade-VIII			Grade-IX			Grade-X			Grade-XI		
	Sanc.	Exist.	Vacancy	Sanc.	Exist.	Vacancy	Sanc.	Exist.	Vacancy	Sanc.	Exist.	Vacancy	Sanc.	Exist.	Vacancy	Sanc.	Exist.	Vacancy
MINISTRY OF CULTURAL AFFAIRS																		
Ahsan Manzil Museum	1	1	0	0	0	0	0	0	0	3	2	1	4	2	2	0	0	0
Bangla Academy Dhaka	25	9	16	25	18	7	0	0	0	52	42	10	36	25	11	3	0	3
Bangladesh Folk Art & Crafts Foundation	1	0	1	0	0	0	0	0	0	4	2	2	3	3	0	6	6	0
Bangladesh National Museum	11	11	0	0	0	0	0	0	0	31	22	9	15	11	4	18	11	7
Bangladesh Shilpakala Academy	26	6	20	42	4	38	42	0	42	151	96	55	49	22	27	9	8	1
Cox's Bazar Cultural Centre	0	0	0	0	0	0	0	0	0	0	0	0	1	0	1	0	0	0
Jatiyo Grontho Kendro (National Book Centre)	2	2	0	0	0	0	1	0	1	6	3	3	5	4	1	5	3	2
Journalist Kanganal Harinath Memorial Museum	0	0	0	0	0	0	0	0	0	1	0	1	0	0	0	0	0	0
Kabi Nazrul Institute Centre, Cumilla	0	0	0	0	0	0	0	0	0	1	0	1	1	0	1	4	2	2
Kabi Nazrul Institute, Dhaka	1	0	1	0	0	0	0	0	0	5	0	5	6	1	5	10	6	4
Khudra Nri-Gosthi Cultural Academy, Birisiri, Netrokona	1	1	0	0	0	0	0	0	0	1	1	0	2	1	1	0	0	0
Khudra Nrigusthir Sangskritik Institute, Bandarban	1	0	1	0	0	0	0	0	0	5	4	1	1	1	0	0	0	0
Khudra Nrigusthir Sangskritik Institute, Khagrachhari	0	0	0	0	0	0	0	0	0	3	2	1	3	3	0	1	0	1
Khudra Nrigusthir Sangskritik Institute, Rangamati	0	0	0	1	0	1	0	0	0	4	1	3	3	2	1	0	0	0

5.2 Government Servants by grade (grade-VI To grade-XI) in Autonomous Bodies, Corporations and Others

Autonomous Bodies/ Corporation and Others	Grade-VI			Grade-VII			Grade-VIII			Grade-IX			Grade-X			Grade-XI		
	Sanc.	Exist.	Vacancy	Sanc.	Exist.	Vacancy	Sanc.	Exist.	Vacancy	Sanc.	Exist.	Vacancy	Sanc.	Exist.	Vacancy	Sanc.	Exist.	Vacancy
MINISTRY OF CULTURAL AFFAIRS																		
Manipuri Lalitakala Academy, Moulvibazar	1	0	1	0	0	0	0	0	0	1	1	0	10	4	6	0	0	0
Museum Of Independence	0	0	0	0	0	0	0	0	0	1	0	1	1	0	1	0	0	0
Nazrul Smrittkendro Trishal, Mymensingh	0	0	0	0	0	0	0	0	0	1	0	1	0	0	0	0	0	0
Osmani Museum, Sylhet	0	0	0	0	0	0	0	0	0	1	1	0	0	0	0	0	0	0
Pollikobi Jasimuddin Jadughar and Loko Sangskritik Kendro	0	0	0	0	0	0	0	0	0	1	0	1	0	0	0	0	0	0
Rajshahi Division Ethnic Minority Cultural Academy	1	1	0	0	0	0	0	0	0	1	1	0	5	3	2	0	0	0
Shilpacharya Zainul Abedin Sangrahashala, Mymensingh	1	1	0	0	0	0	0	0	0	1	1	0	0	0	0	0	0	0
Zia Memorial Museum, Chattogram	1	1	0	0	0	0	0	0	0	3	2	1	2	1	1	0	0	0
Ministry Total	73	33	40	68	22	46	43	0	43	277	181	96	147	83	64	56	36	20
MINISTRY OF LIBERATION WAR AFFAIRS																		
Bangladesh Freedom Fighter Welfare Trust	0	0	0	0	0	0	0	0	0	0	0	0	0	0	0	0	0	0
Jatio Muktiyoddha Council (JAMUKA)	0	0	0	0	0	0	0	0	0	6	4	2	1	0	1	0	0	0
Ministry Total	0	0	0	0	0	0	0	0	0	6	4	2	1	0	1	0	0	0
MINISTRY OF WOMEN AND CHILDREN AFFAIRS																		
Bangladesh Jatyo Mohila Sangstha	0	0	0	0	0	0	0	1	-1	4	5	-1	69	63	6	0	0	0
Bangladesh Shishu Academy	1	0	1	4	2	2	0	0	0	10	8	2	4	3	1	0	0	0
Joyeeta Foundation	0	0	0	0	0	0	0	0	0	18	9	9	0	0	0	5	5	0
Ministry Total	1	0	1	4	2	2	0	1	-1	32	22	10	73	66	7	5	5	0
GRAND TOTAL	25353	20788	4565	2420	1803	617	1276	1094	182	51167	33468	17699	62632	32395	30237	13204	7883	5321

5.3 Government Servants by grade (grade-XII To grade-XVII) in Autonomous Bodies, Corporations and Others

Autonomous Bodies/ Corporation and Others	GRADE-XII			Grade-XIII			Grade-XIV			Grade-XV			Grade-XVI			Grade-XVII		
	Sanc.	Exist.	Vacancy	Sanc.	Exist.	Vacancy	Sanc.	Exist.	Vacancy	Sanc.	Exist.	Vacancy	Sanc.	Exist.	Vacancy	Sanc.	Exist.	Vacancy
PRIME MINISTER'S OFFICE																		
Bangladesh Economic Zone Authority	2	2	0	4	1	3	142	70	72	0	0	0	0	0	0	0	0	0
Bangladesh Export Processing Zone Authority	0	0	0	35	30	5	111	91	20	1	1	0	352	320	32	0	0	0
Bangladesh Investment Development Authority	4	1	3	93	29	64	21	7	14	2	2	0	98	48	50	0	0	0
Executive Cell, Board of Governors, Bangladesh Private Export Processing Zones	1	0	1	0	0	0	0	0	0	2	0	2	1	0	1	0	0	0
National Skills Development Authority	0	0	0	1	0	1	6	0	6	0	0	0	10	0	10	0	0	0
Public-Private Partnership Office	0	0	0	0	0	0	0	0	0	0	0	0	0	0	0	0	0	0
Ministry Total	7	3	4	133	60	73	280	168	112	5	3	2	461	368	93	0	0	0
MINISTRY OF PUBLIC ADMINISTRATION																		
Bangladesh Civil Service Administration Academy	2	2	0	5	4	1	12	9	3	2	2	0	16	15	1	6	3	3
Bangladesh Employees Welfare Board	2	1	1	44	18	26	0	0	0	0	0	0	33	10	23	1	1	0
Bangladesh Public Administration Training Centre (BPATC)	20	14	6	37	45	-8	39	50	-11	2	1	1	76	102	-26	5	3	2
Biam Foundation	0	0	0	3	3	0	4	2	2	4	5	-1	28	23	5	3	3	0
National Academy for Planning and Development (NAPD)	1	1	0	8	6	2	1	1	0	0	0	0	15	12	3	2	2	0
Sarkari Karmachari Hospital	0	0	0	6	1	5	4	3	1	0	0	0	22	9	13	1	1	0
Ministry Total	25	18	7	103	77	26	60	65	-5	8	8	0	190	171	19	18	13	5

5.3 Government Servants by grade (grade-XII To grade-XVII) in Autonomous Bodies, Corporations and Others

Autonomous Bodies/ Corporation and Others	Grade-XII			Grade-XIII			Grade-XIV			Grade-XV			Grade-XVI			Grade-XVII		
	Sanc.	Exist.	Vacancy	Sanc.	Exist.	Vacancy	Sanc.	Exist.	Vacancy	Sanc.	Exist.	Vacancy	Sanc.	Exist.	Vacancy	Sanc.	Exist.	Vacancy
MINISTRY OF DEFENCE																		
Bangladesh Cadet College	36	35	1	24	23	1	48	48	0	12	11	1	276	260	16	12	12	0
Bangladesh Space Research & Remote Sensing Organization	2	2	0	2	2	0	23	12	11	3	1	2	14	13	1	0	0	0
Ministry Total	38	37	1	26	25	1	71	60	11	15	12	3	290	273	17	12	12	0
MINISTRY OF FINANCE FINANCIAL INSTITUTION DIVISION																		
Agrani Bank	1171	64	1107	0	0	0	315	181	134	0	0	0	1028	680	348	0	0	0
Ansar VDP Unnayan Bank	0	0	0	0	0	0	0	0	0	0	0	0	430	13	417	0	0	0
Bangladesh Bank	0	0	0	362	233	129	117	67	50	0	0	0	1016	367	649	7	8	-1
Bangladesh Development Bank Ltd	0	0	0	10	11	-1	31	56	-25	44	19	25	20	45	-25	172	129	43
Bangladesh House Building Finance Corporation	0	0	0	60	39	21	0	0	0	0	0	0	46	30	16	0	0	0
Bangladesh Inst of Capital Market (BICM)	0	0	0	0	0	0	0	0	0	4	0	4	17	16	1	0	0	0
Bangladesh Insurance Academy	1	0	1	2	2	0	0	0	0	0	0	0	11	8	3	0	0	0
Bangladesh Ngo Foundation	0	0	0	6	4	2	7	3	4	0	0	0	0	0	0	0	0	0
Basic Bank	0	0	0	0	0	0	0	0	0	0	14	-14	0	0	0	0	0	0
Insurance Development and Regulatory Authority (IDRA)	0	0	0	10	0	10	5	0	5	0	0	0	23	7	16	0	0	0
Investment Corp of Bangladesh	0	0	0	10	12	-2	10	9	1	23	22	1	37	58	-21	16	14	2
Janata Bank	0	0	0	0	0	0	3473	3709	-236	0	0	0	0	0	0	0	0	0
Jiban Bima Corporation	0	0	0	396	192	204	8	2	6	0	0	0	596	260	336	0	0	0
Karmasangsthan Bank	0	0	0	623	220	403	365	113	252	0	0	0	23	14	9	5	2	3
Krishi Bank	0	0	0	131	193	-62	23	14	9	0	0	0	547	427	120	78	63	15

5.3 Government Servants by grade (grade-XII To grade-XVII) in Autonomous Bodies, Corporations and Others

Autonomous Bodies/ Corporation and Others	Grade-XII			Grade-XIII			Grade-XIV			Grade-XV			Grade-XVI			Grade-XVII		
	Sanc.	Exist.	Vacancy	Sanc.	Exist.	Vacancy	Sanc.	Exist.	Vacancy	Sanc.	Exist.	Vacancy	Sanc.	Exist.	Vacancy	Sanc.	Exist.	Vacancy
MINISTRY OF FINANCE																		
FINANCIAL INSTITUTION DIVISION																		
Microcredit Regulatory Authority	0	0	0	0	0	0	0	0	0	0	0	0	29	24	5	0	0	0
Palli Sanchay Bank	902	895	7	568	545	23	8857	8012	845	0	0	0	19	13	6	0	0	0
Rajshahi Krishi Unnayan Bank	0	0	0	733	161	572	0	0	0	0	0	0	266	115	151	0	0	0
Rupali Bank	4854	2784	2070	939	100	839	0	0	0	0	0	0	1880	665	1215	10	1	9
Sadharan Bima Corporation Dhaka	0	0	0	0	0	0	0	0	0	0	0	0	404	96	308	0	0	0
Securities & Exchange Commission	0	0	0	6	4	2	2	2	0	0	0	0	20	8	12	0	0	0
Sonali Bank	1183	507	676	13	496	-483	0	0	0	0	0	0	2536	1442	1094	0	0	0
The Security Printing Corporation	0	0	0	81	105	-24	0	0	0	0	0	0	165	86	79	63	40	23
Ministry Total	8111	4250	3861	3950	2317	1633	13213	12168	1045	71	55	16	9113	4374	4739	351	257	94
MINISTRY OF FOREIGN AFFAIRS																		
Bangladesh Institute of Law and International Affairs (BILIA)	0	0	0	1	1	0	0	0	0	0	0	0	0	0	0	0	0	0
Foreign Service Academy	0	0	0	2	1	1	0	0	0	2	0	2	13	1	12	1	1	0
Institute Of International & Strategic Studies	0	0	0	6	5	1	0	0	0	2	2	0	14	14	0	0	0	0
State Guest House Padma, Meghna, Sugandha	0	0	0	4	4	0	2	2	0	4	3	1	13	10	3	6	6	0
Ministry Total	0	0	0	13	11	2	2	2	0	8	5	3	40	25	15	7	7	0
MINISTRY OF HEALTH AND FAMILY WELFARE																		
MEDICAL EDUCATION & FAMILY WELFARE DIVISION																		
Bangabandhu Sheikh Mujib Medical University	38	38	0	1	1	0	95	94	1	2	2	0	178	161	17	0	0	0
Bangladesh Board of Unani and Ayurvedic System of Medicine	0	0	0	4	4	0	2	0	2	0	0	0	6	6	0	0	0	0
Bangladesh College of Physicians & Surgeons	0	0	0	0	0	0	3	2	1	5	5	0	11	7	4	3	2	1

5.3 Government Servants by grade (grade-XII To grade-XVII) in Autonomous Bodies, Corporations and Others

Autonomous Bodies/ Corporation and Others	Grade-XII			Grade-XIII			Grade-XIV			Grade-XV			Grade-XVI			Grade-XVII		
	Sanc.	Exist.	Vacancy	Sanc.	Exist.	Vacancy	Sanc.	Exist.	Vacancy	Sanc.	Exist.	Vacancy	Sanc.	Exist.	Vacancy	Sanc.	Exist.	Vacancy
MINISTRY OF HEALTH AND FAMILY WELFARE																		
MEDICAL EDUCATION & FAMILY WELFARE DIVISION																		
Bangladesh Homeopathy Board	0	0	0	4	4	0	5	5	0	0	0	0	7	7	0	0	0	0
Bangladesh Medical & Dental Council	3	1	2	6	2	4	1	0	1	10	5	5	0	0	0	0	0	0
Bangladesh Medical Research Council	0	0	0	12	7	5	2	2	0	19	9	10	4	2	2	0	0	0
Bangladesh Nursing and Midwifery Council	2	2	0	5	5	0	2	2	0	9	9	0	0	0	0	2	2	0
Bangladesh Pharmacy Council	0	0	0	2	2	0	0	0	0	0	0	0	10	7	3	0	0	0
Bangladesh State Medical Faculty	2	2	0	4	4	0	0	0	0	9	9	0	0	0	0	0	0	0
Bureau Of Health Education	1	1	0	3	1	2	13	1	12	3	2	1	21	9	12	1	1	0
Rajshahi Medical University	0	0	0	3	2	1	0	0	0	0	0	0	19	18	1	1	1	0
Sheikh Hasina Medical University, Khulna	0	0	0	0	0	0	0	0	0	0	0	0	4	3	1	1	1	0
Ministry Total	46	44	2	44	32	12	123	106	17	57	41	16	260	220	40	8	7	1
WELFARE HEALTH SERVICES DIVISION																		
Community Clinic Health Assistance Trust	0	0	0	0	0	0	0	0	0	0	0	0	0	0	0	0	0	0
Institute Of Epidemiology, Disease Control and Research	0	0	0	1	0	1	8	7	1	2	0	2	16	5	11	0	0	0
Institute Of Public Health	9	9	0	11	9	2	133	88	45	12	8	4	31	22	9	0	0	0
Institute Of Public Health Nutrition (IPHN)	0	0	0	2	2	0	48	15	33	5	3	2	10	3	7	0	0	0
National Centre for Control of Rheumatic Fever & Heart Disease	0	0	0	0	0	0	5	5	0	3	3	0	7	5	2	1	0	1
National Institute of Cancer Research & Hospital	0	0	0	1	0	1	16	8	8	5	2	3	36	21	15	0	0	0
National Institute of Cardio Vascular Diseases	9	8	1	10	6	4	105	100	5	2	0	2	115	78	37	8	7	1
National Institute of Diseases of The Chest & Hospital	0	0	0	1	1	0	12	12	0	39	16	23	40	36	4	2	1	1

5.3 Government Servants by grade (grade-XII To grade-XVII) in Autonomous Bodies, Corporations and Others

Autonomous Bodies/ Corporation and Others	Grade-XII			Grade-XIII			Grade-XIV			Grade-XV			Grade-XVI			Grade-XVII		
	Sanc.	Exist.	Vacancy	Sanc.	Exist.	Vacancy	Sanc.	Exist.	Vacancy	Sanc.	Exist.	Vacancy	Sanc.	Exist.	Vacancy	Sanc.	Exist.	Vacancy
MINISTRY OF HEALTH AND FAMILY WELFARE																		
HEALTH SERVICES DIVISION																		
National Institute of Ear Neck Throat (Ent)	0	0	0	1	1	0	5	3	2	0	0	0	17	11	6	0	0	0
National Institute of Kidney Diseases & Urology	0	0	0	5	4	1	13	11	2	9	7	2	58	48	10	3	3	0
National Institute of Laboratory Medicine and Referral Centre	0	0	0	1	0	1	3	0	3	0	0	0	16	0	16	0	0	0
National Institute of Mental Health, Dhaka	1	1	0	2	0	2	10	6	4	3	2	1	22	14	8	1	1	0
National Institute of Neuro Sciences & Hospital	0	0	0	8	6	2	3	3	0	37	32	5	44	38	6	3	3	0
National Institute of Ophthalmology & Hospital, Dhaka	0	0	0	3	2	1	10	7	3	2	2	0	33	21	12	6	2	4
National Institute of Traumatology & Orthopaedic Rehabilitation (NITOR)	2	2	0	5	2	3	84	24	60	4	3	1	61	18	43	0	0	0
Sheikh Hasina National Institute of Burn & Plastic Surgery	0	0	0	1	0	1	12	8	4	1	0	1	103	30	73	0	0	0
Sheikh Russel National Gastro liver Institute & Hospital	0	0	0	2	0	2	5	1	4	0	0	0	25	2	23	0	0	0
Ministry Total	21	20	1	54	33	21	472	298	174	124	78	46	634	352	282	24	17	7
MINISTRY OF LOCAL GOVERNMENT, RURAL DEVELOPMENT AND CO-OPERATIVES																		
LOCAL GOVERNMENT DIVISION																		
Barisal City Corporation	0	0	0	9	6	3	50	34	16	16	10	6	132	188	-56	1	1	0
Chattogram City Corporation	0	0	0	1281	509	772	0	0	0	0	0	0	0	0	0	0	0	0
Cumilla City Corporation	1	2	-1	226	46	180	0	0	0	3	0	3	2	1	1	0	5	-5
Dhaka North City Corporation	18	1	17	65	6	59	460	107	353	62	32	30	684	255	429	3	1	2
Dhaka South City Corporation	0	0	0	1345	929	416	0	0	0	0	0	0	0	0	0	0	0	0
Gazipur City Corporation	2	0	2	15	15	0	29	28	1	5	5	0	128	99	29	13	13	0
Khulna City Corporation	3	1	2	10	5	5	39	26	13	27	4	23	196	115	81	105	44	61

5.3 Government Servants by grade (grade-XII To grade-XVII) in Autonomous Bodies, Corporations and Others

Autonomous Bodies/ Corporation and Others	Grade-XII			Grade-XIII			Grade-XIV			Grade-XV			Grade-XVI			Grade-XVII		
	Sanc.	Exist.	Vacancy	Sanc.	Exist.	Vacancy	Sanc.	Exist.	Vacancy	Sanc.	Exist.	Vacancy	Sanc.	Exist.	Vacancy	Sanc.	Exist.	Vacancy
MINISTRY OF LOCAL GOVERNMENT, RURAL DEVELOPMENT AND CO-OPERATIVES																		
LOCAL GOVERNMENT DIVISION																		
Mymensingh City Corporation	0	1	-1	0	6	-6	2	19	-17	0	16	-16	32	90	-58	0	5	-5
Narayanganj City Corporation	0	0	0	383	20	363	0	0	0	0	0	0	0	0	0	0	0	0
Rajshahi City Corporation	0	0	0	25	11	14	32	12	20	4	2	2	316	130	186	47	28	19
Rangpur City Corporation	0	0	0	0	0	0	0	0	0	0	0	0	732	316	416	0	0	0
Sylhet City Corporation	0	0	0	7	2	5	12	3	9	31	53	-22	169	114	55	1	0	1
Wasa Chattogram	0	0	0	26	19	7	56	22	34	3	0	3	369	305	64	2	0	2
Wasa Dhaka	0	0	0	146	106	40	69	43	26	9	5	4	1686	908	778	26	6	20
Wasa Khulna	0	0	0	9	6	3	6	4	2	35	24	11	155	41	114	4	4	0
Wasa, Rajshahi	0	0	0	140	39	101	0	0	0	0	0	0	0	0	0	0	0	0
Ministry Total	24	5	19	3687	1725	1962	755	298	457	195	151	44	4601	2562	2039	202	107	95
RURAL DEVELOPMENT AND CO-OPERATIVE DIVISION																		
Bangabandhu Academy for Poverty Alleviation and Rural Development Gopalganj	0	0	0	12	11	1	2	1	1	4	3	1	9	5	4	2	1	1
Bangladesh Academy for Rural Development Cumilla (BARD)	16	16	0	33	43	-10	20	16	4	1	0	1	71	61	10	18	10	8
Bangladesh Milk Producer's Co-Operative Union Ltd. (MILKVITA)	0	0	0	0	0	0	0	0	0	0	0	0	0	0	0	0	0	0
Bangladesh Rural Development Board & BRDTI, Sylhet	2	2	0	115	37	78	399	313	86	6	3	3	145	83	62	0	0	0
Palli Daridro Bimochon Foundation	538	193	345	0	0	0	564	1158	-594	0	0	0	14	14	0	0	0	0
Rural Development Academy Bogura (RDA)	3	3	0	3	4	-1	39	34	5	3	3	0	43	38	5	0	0	0
Ministry Total	559	214	345	163	95	68	1024	1522	-498	14	9	5	282	201	81	20	11	9

5.3 Government Servants by grade (grade-XII To grade-XVII) in Autonomous Bodies, Corporations and Others

Autonomous Bodies/ Corporation and Others	Grade-XII			Grade-XIII			Grade-XIV			Grade-XV			Grade-XVI			Grade-XVII		
	Sanc.	Exist.	Vacancy	Sanc.	Exist.	Vacancy	Sanc.	Exist.	Vacancy	Sanc.	Exist.	Vacancy	Sanc.	Exist.	Vacancy	Sanc.	Exist.	Vacancy
MINISTRY OF POWER, ENERGY AND MINERAL RESOURCES																		
POWER DIVISION																		
Bangladesh Energy and Power Research Council	0	0	0	0	0	0	0	0	0	0	0	0	0	0	0	0	0	0
Bangladesh Power Development Board	2	0	2	9	3	6	3	0	3	0	0	0	7	5	2	0	0	0
Bangladesh Rural Electrification Board	52	50	2	57	50	7	42	41	1	160	148	12	298	254	44	0	0	0
Sustainable & Renewable Energy Development Authority (SREDA)	0	0	0	0	0	0	2	2	0	0	0	0	0	0	0	0	0	0
Ministry Total	54	50	4	66	53	13	47	43	4	160	148	12	305	259	46	0	0	0
ENERGY AND MINERAL RESOURCES DIVISION																		
Bangladesh Energy Regulatory Commission	0	0	0	0	0	0	26	25	1	0	0	0	0	0	0	0	0	0
Bangladesh Oil Gas & Mineral Corporation	0	0	0	116	62	54	5	4	1	0	0	0	86	37	49	5	5	0
Hydrocarbon Unit	0	0	0	4	0	4	0	0	0	0	0	0	4	3	1	0	0	0
Petroleum Corporation	0	0	0	26	20	6	0	0	0	0	0	0	72	82	-10	0	0	0
Ministry Total	0	0	0	146	82	64	31	29	2	0	0	0	162	122	40	5	5	0
MINISTRY OF INDUSTRIES																		
Bangladesh Accreditation Board (BAB)	0	0	0	1	0	1	0	0	0	0	0	0	16	8	8	0	0	0
Bangladesh Chemical Industries Corporation	882	444	438	237	51	186	123	12	111	716	178	538	245	67	178	799	259	540
Bangladesh Industrial Technical Assistance Centre (BITAC)	19	10	9	54	30	24	69	66	3	60	32	28	153	183	-30	0	0	0
Bangladesh Institute of Management	1	0	1	10	4	6	12	4	8	3	0	3	18	10	8	0	0	0
Bangladesh Small & Cottage Industries Corporation	0	0	0	0	0	0	0	0	0	744	622	122	0	0	0	0	0	0

5.3 Government Servants by grade (grade-XII To grade-XVII) in Autonomous Bodies, Corporations and Others

Autonomous Bodies/ Corporation and Others	Grade-XII			Grade-XIII			Grade-XIV			Grade-XV			Grade-XVI			Grade-XVII		
	Sanc.	Exist.	Vacancy	Sanc.	Exist.	Vacancy	Sanc.	Exist.	Vacancy	Sanc.	Exist.	Vacancy	Sanc.	Exist.	Vacancy	Sanc.	Exist.	Vacancy
MINISTRY OF INDUSTRIES																		
Bangladesh Standard & Testing Institute	7	7	0	42	14	28	25	21	4	0	0	0	46	30	16	16	13	3
Bangladesh Steel & Engineering Corporation	0	0	0	205	96	109	0	0	0	58	18	40	59	42	17	17	7	10
Bangladesh Sugar & Food Industries Corporation	6050	2246	3804	0	0	0	0	0	0	0	0	0	0	0	0	0	0	0
Ministry Total	6959	2707	4252	549	195	354	229	103	126	1581	850	731	537	340	197	832	279	553
MINISTRY OF AGRICULTURE																		
Bangladesh Agricultural Development Corporation	788	228	560	1079	853	226	1067	328	739	59	8	51	257	553	-296	36	26	10
Bangladesh Agricultural Research Institute	31	31	0	93	67	26	121	82	39	8	1	7	437	346	91	42	38	4
Bangladesh Agricultural Research Council	0	0	0	15	10	5	24	17	7	22	1	21	25	19	6	0	0	0
Bangladesh Institute of Nuclear Agriculture, Mymensingh	14	1	13	23	49	-26	22	32	-10	11	0	11	115	17	98	0	0	0
Bangladesh Institute of Research and Training on Applied Nutrition (BIRTAN)	0	0	0	0	0	0	0	0	0	0	0	0	0	0	0	0	0	0
Bangladesh Jute Research Institute	2	2	0	48	19	29	54	44	10	1	1	0	107	69	38	7	7	0
Bangladesh Rice Research Institute	0	0	0	5	3	2	40	22	18	15	7	8	65	48	17	6	0	6
Bangladesh Sugar crop Research Institute	36	31	5	0	0	0	3	2	1	26	18	8	32	18	14	6	5	1
Bangladesh Wheat And Maize Research Institute	0	0	0	9	3	6	49	15	34	2	0	2	30	3	27	1	1	0
Barind Multipurpose Development Authority, Rajshahi	93	93	0	30	30	0	247	247	0	0	0	0	7	7	0	0	0	0
National Agriculture Training Academy	1	1	0	6	0	6	3	0	3	0	0	0	34	4	30	1	0	1
Ministry Total	965	387	578	1308	1034	274	1630	789	841	144	36	108	1109	1084	25	99	77	22

5.3 Government Servants by grade (grade-XII To grade-XVII) in Autonomous Bodies, Corporations and Others

Autonomous Bodies/ Corporation and Others	Grade-XII			Grade-XIII			Grade-XIV			Grade-XV			Grade-XVI			Grade-XVII		
	Sanc.	Exist.	Vacancy	Sanc.	Exist.	Vacancy	Sanc.	Exist.	Vacancy	Sanc.	Exist.	Vacancy	Sanc.	Exist.	Vacancy	Sanc.	Exist.	Vacancy
MINISTRY OF ROAD TRANSPORT AND BRIDGES																		
ROAD TRANSPORT AND HIGHWAYAS DIVISION																		
Bangladesh Road Transport Authority (BRTA)	0	0	0	105	90	15	115	107	8	1	1	0	166	153	13	0	0	0
Bangladesh Road Transport Corporation	76	32	44	28	12	16	45	17	28	2526	2430	96	1907	694	1213	0	0	0
Dhaka Transport Co-Ordination Authority	0	0	0	0	0	0	89	21	68	0	0	0	33	12	21	5	0	5
Ministry Total	76	32	44	133	102	31	249	145	104	2527	2431	96	2106	859	1247	5	0	5
BRIDGE DIVISION																		
Bangladesh Bridge Authority	0	0	0	24	13	11	28	7	21	2	2	0	66	32	34	3	1	2
Ministry Total	0	0	0	24	13	11	28	7	21	2	2	0	66	32	34	3	1	2
MINISTRY OF PLANNING																		
PLANING DIVISION																		
Bangladesh Institute of Development Studies (BIDS)	23	12	11	0	0	0	7	0	7	0	0	0	20	18	2	1	1	0
Ministry Total	23	12	11	0	0	0	7	0	7	0	0	0	20	18	2	1	1	0
MINISTRY OF TEXTILE & JUTE																		
Bangladesh Handloom Board	0	0	0	124	72	52	8	3	5	5	3	2	51	29	22	4	4	0
Bangladesh Jute Corporation	0	0	0	68	224	-156	2	1	1	7	0	7	13	4	9	0	0	0
Bangladesh Jute Mills Corporation	527	142	385	120	23	97	119	27	92	29	0	29	674	206	468	161	42	119
Bangladesh Sericulture Development Board	0	0	0	23	9	14	55	24	31	280	65	215	35	14	21	0	0	0
Bangladesh Textile Mill Corporation (BTMC)	40	15	25	0	0	0	0	0	0	39	10	29	41	9	32	5	1	4
Jute Diversification Promotion Centre	0	0	0	0	0	0	0	0	0	15	15	0	0	0	0	0	0	0
Liquidation Cell	0	0	0	0	0	0	0	0	0	3	3	0	0	0	0	0	0	0
Ministry Total	567	157	410	335	328	7	184	55	129	378	96	282	814	262	552	170	47	123

5.3 Government Servants by grade (grade-XII To grade-XVII) in Autonomous Bodies, Corporations and Others

Autonomous Bodies/ Corporation and Others	Grade-XII			Grade-XIII			Grade-XIV			Grade-XV			Grade-XVI			Grade-XVII		
	Sanc.	Exist.	Vacancy	Sanc.	Exist.	Vacancy	Sanc.	Exist.	Vacancy	Sanc.	Exist.	Vacancy	Sanc.	Exist.	Vacancy	Sanc.	Exist.	Vacancy
MINISTRY OF SCIENCE AND TECHNOLOGY																		
Bangabandhu Science and Technology Fellowship Trust	0	0	0	1	1	0	1	1	0	0	0	0	1	1	0	0	0	0
Bangabandhu Sheikh Mujib Novo Theatre	0	0	0	15	16	-1	4	4	0	0	0	0	15	13	2	1	1	0
Bangladesh Atomic Energy Authority	0	0	0	8	8	0	2	1	1	2	0	2	23	19	4	0	0	0
Bangladesh Atomic Energy Commission	74	71	3	294	209	85	28	39	-11	185	117	68	100	38	62	6	3	3
Bangladesh Council of Science & Industrial Research (BCSIR)	106	22	84	83	55	28	140	217	-77	25	19	6	423	278	145	0	0	0
Bangladesh National Scientific & Technical Documentation Centre (BANSDOC)	2	0	2	9	4	5	3	3	0	0	0	0	12	6	6	2	0	2
Bangladesh Oceanographic Research Institute	0	0	0	24	9	15	1	1	0	0	0	0	14	10	4	0	0	0
Bangladesh Reference Institute for Chemical Measurements (BRICM)	0	0	0	4	4	0	0	0	0	7	7	0	5	3	2	0	0	0
National Institute of Biotechnology	0	0	0	6	5	1	1	1	0	3	1	2	8	7	1	0	0	0
Ministry Total	182	93	89	444	311	133	180	267	-87	222	144	78	601	375	226	9	4	5

MINISTRY OF EDUCATION

SECONDARY AND HIGHER EDUCATION DIVISION

Bangabandhu Sheikh Mujibur Rahman Agricultural University	8	8	0	37	31	6	1	1	0	27	25	2	119	89	30	0	0	0
Bangabandhu Sheikh Mujibur Rahman Aviation and Aerospace University	0	0	0	6	6	0	0	0	0	2	2	0	8	8	0	0	0	0
Bangabandhu Sheikh Mujibur Rahman Digital University (BDU)	0	0	0	0	0	0	0	0	0	0	0	0	19	18	1	0	0	0
Bangabandhu Sheikh Mujibur Rahman Maritime University	1	1	0	30	30	0	0	0	0	18	18	0	5	5	0	1	1	0

5.3 Government Servants by grade (grade-XII To grade-XVII) in Autonomous Bodies, Corporations and Others

Autonomous Bodies/ Corporation and Others	Grade-XII			Grade-XIII			Grade-XIV			Grade-XV			Grade-XVI			Grade-XVII		
	Sanc.	Exist.	Vacancy	Sanc.	Exist.	Vacancy	Sanc.	Exist.	Vacancy	Sanc.	Exist.	Vacancy	Sanc.	Exist.	Vacancy	Sanc.	Exist.	Vacancy
MINISTRY OF EDUCATION																		
SECONDARY AND HIGHER EDUCATION DIVISION																		
Bangabandhu Sheikh Mujibur Rahman Science & Technical University	0	0	0	20	20	0	0	0	0	7	6	1	8	8	0	0	0	0
Bangabandhu Sheikh Mujibur Rahman University, Kishoreganj	0	0	0	1	1	0	0	0	0	0	0	0	9	4	5	0	0	0
Bangamata Sheikh Fojilatunnesa Mujib Science & Technology University	0	0	0	7	3	4	0	0	0	0	0	0	35	17	18	0	0	0
Bangladesh Accreditation Council	0	0	0	0	0	0	0	0	0	0	0	0	1	1	0	0	0	0
Bangladesh Agriculture University, Mymensingh	214	211	3	372	326	46	1	1	0	16	13	3	228	169	59	700	860	-160
Bangladesh National Commission for UNESCO	1	0	1	4	1	3	1	0	1	3	1	2	4	2	2	0	0	0
Bangladesh Open University, Gazipur	0	0	0	123	123	0	1	1	0	42	42	0	58	56	2	0	0	0
Bangladesh Scouts	2	2	0	3	3	0	3	2	1	6	5	1	13	13	0	6	6	0
Bangladesh Textile University	62	31	31	1	0	1	0	0	0	4	1	3	16	27	-11	18	29	-11
Bangladesh University of Engineering & Technology (BUET)	33	26	7	231	193	38	3	0	3	23	22	1	169	153	16	210	196	14
Bangladesh University of Professionals	0	0	0	0	0	0	0	0	0	0	0	0	0	0	0	0	0	0
Barishal University	1	1	0	12	12	0	1	1	0	9	9	0	11	11	0	18	18	0
Begum Rokeya University, Rangpur	11	6	5	61	36	25	29	24	5	33	24	9	11	8	3	5	5	0
Board Of Intermediate and Secondary Education, Chattogram	25	18	7	12	6	6	4	2	2	5	2	3	16	4	12	0	0	0

5.3 Government Servants by grade (grade-XII To grade-XVII) in Autonomous Bodies, Corporations and Others

Autonomous Bodies/ Corporation and Others	Grade-XII			Grade-XIII			Grade-XIV			Grade-XV			Grade-XVI			Grade-XVII		
	Sanc.	Exist.	Vacancy	Sanc.	Exist.	Vacancy	Sanc.	Exist.	Vacancy	Sanc.	Exist.	Vacancy	Sanc.	Exist.	Vacancy	Sanc.	Exist.	Vacancy
MINISTRY OF EDUCATION																		
SECONDARY AND HIGHER EDUCATION DIVISION																		
Board Of Intermediate and Secondary Education, Cumilla	23	12	11	54	18	36	0	0	0	35	20	15	52	19	33	0	0	0
Board Of Intermediate and Secondary Education, Dhaka	30	2	28	158	157	1	2	2	0	46	20	26	37	21	16	0	0	0
Board Of Intermediate and Secondary Education, Jashore	0	0	0	0	0	0	0	0	0	108	35	73	0	0	0	0	0	0
Board Of Intermediate and Secondary Education, Mymensingh	0	0	0	7	7	0	0	0	0	6	6	0	0	0	0	0	0	0
Board Of Intermediate and Secondary Education, Rajshahi	12	11	1	30	18	12	1	0	1	46	3	43	22	3	19	0	0	0
Board Of Intermediate and Secondary Education, Sylhet	12	11	1	30	9	21	0	0	0	20	13	7	11	8	3	0	0	0
Board Of Intermediate and Secondary Education Dinajpur	12	12	0	31	29	2	1	1	0	38	33	5	3	0	3	0	0	0
Board Of Intermediate and Secondary Education, Barisal	10	9	1	28	25	3	1	0	1	43	37	6	14	12	2	0	0	0
Chandpur Science and Technology University	0	0	0	2	0	2	0	0	0	0	0	0	7	2	5	0	0	0
Chattogram University	122	122	0	94	94	0	0	0	0	50	50	0	296	203	93	0	0	0
Chattogram Veterinary & Animal Science University	0	0	0	161	78	83	0	0	0	0	0	0	0	0	0	0	0	0
CUET, Chattogram	15	6	9	66	41	25	15	9	6	24	22	2	166	129	37	33	25	8
Cumilla University	0	0	0	19	19	0	0	0	0	6	6	0	63	63	0	2	2	0

5.3 Government Servants by grade (grade-XII To grade-XVII) in Autonomous Bodies, Corporations and Others

Autonomous Bodies/ Corporation and Others	Grade-XII			Grade-XIII			Grade-XIV			Grade-XV			Grade-XVI			Grade-XVII		
	Sanc.	Exist.	Vacancy	Sanc.	Exist.	Vacancy	Sanc.	Exist.	Vacancy	Sanc.	Exist.	Vacancy	Sanc.	Exist.	Vacancy	Sanc.	Exist.	Vacancy
MINISTRY OF EDUCATION																		
SECONDARY AND HIGHER EDUCATION DIVISION																		
Dhaka University	333	326	7	375	357	18	7	2	5	30	30	0	374	321	53	155	102	53
DUET, Gazipur	7	7	0	42	35	7	3	3	0	20	28	-8	76	71	5	11	11	0
Hazi Md. Danesh Science & Tech	0	0	0	112	33	79	3	1	2	305	201	104	4	1	3	4	4	0
International Mother Language Institute	0	0	0	8	4	4	7	2	5	1	1	0	19	1	18	0	0	0
Islamic University	1	1	0	28	28	0	0	0	0	0	0	0	81	81	0	0	0	0
Jagannath University	0	0	0	4	4	0	0	0	0	21	21	0	70	71	-1	0	0	0
Jashore Science & Technology University	0	0	0	134	130	4	1	1	0	48	40	8	19	38	-19	6	2	4
Jatiya Kabi Kazi Nazrul Islam University, Mymensingh	0	0	0	16	16	0	0	0	0	15	15	0	48	48	0	0	0	0
Khulna Agriculture University	0	0	0	8	5	3	0	0	0	0	0	0	39	40	-1	6	6	0
Khulna University	13	13	0	43	34	9	0	0	0	9	4	5	57	22	35	16	16	0
KUET, Khulna	3	2	1	77	60	17	9	9	0	34	24	10	44	42	2	5	2	3
Mawlana Bhashani Science and Technology University	0	0	0	3	2	1	0	0	0	0	0	0	19	18	1	1	1	0
National Curr & Text Book Board Dhaka	29	26	3	5	4	1	12	4	8	1	1	0	85	67	18	6	6	0
National University, Gazipur	0	0	0	467	107	360	0	0	0	0	0	0	424	170	254	0	0	0
Noakhali Science & Tech University	7	26	-19	3	2	1	0	0	0	7	7	0	33	35	-2	15	15	0
Nongovernment Teachers Retirement Benefit Board	0	0	0	0	0	0	3	2	1	0	0	0	0	0	0	0	0	0

5.3 Government Servants by grade (grade-XII To grade-XVII) in Autonomous Bodies, Corporations and Others

Autonomous Bodies/ Corporation and Others	Grade-XII			Grade-XIII			Grade-XIV			Grade-XV			Grade-XVI			Grade-XVII		
	Sanc.	Exist.	Vacancy	Sanc.	Exist.	Vacancy	Sanc.	Exist.	Vacancy	Sanc.	Exist.	Vacancy	Sanc.	Exist.	Vacancy	Sanc.	Exist.	Vacancy
MINISTRY OF EDUCATION																		
SECONDARY AND HIGHER EDUCATION DIVISION																		
Non-Gov. Edu. Ins. & Teachers & Employees Welfare Trust	0	0	0	0	0	0	5	1	4	0	0	0	0	0	0	0	0	0
Non-Govt Teachers Reg & Certi Auth (NTRCA)	0	0	0	1	0	1	15	12	3	0	0	0	14	13	1	3	1	2
Pabna Science & Tech University	1	1	0	54	51	3	0	0	0	18	15	3	26	23	3	3	3	0
Patuakhali Science & Tech University	7	7	0	31	31	0	9	9	0	51	55	-4	36	31	5	83	83	0
Prime Minister's Educational Assistance Trust	0	0	0	3	3	0	7	7	0	0	0	0	2	2	0	0	0	0
Rabindra University	1	1	0	4	4	0	0	0	0	6	2	4	38	38	0	0	0	0
Rajshahi University	56	56	0	143	27	116	154	4	150	117	48	69	186	108	78	76	40	36
Rangamati Science and Technology University	1	1	0	5	3	2	0	0	0	6	6	0	14	8	6	0	0	0
RUET, Rajshahi	3	0	3	134	10	124	3	3	0	59	3	56	168	10	158	3	3	0
Shahjalal University of Science & Tech., Sylhet	0	20	-20	30	46	-16	0	0	0	87	43	44	134	50	84	601	247	354
Sheikh Hasina University, Netrokona	0	0	0	3	1	2	0	0	0	0	0	0	26	16	10	0	0	0
Sher-E-Bangla Agricultural University	0	0	0	0	0	0	0	0	0	0	0	0	385	204	181	0	0	0
Sumamgonj Science and Technology University	0	0	0	0	0	0	0	0	0	0	0	0	5	3	2	0	0	0
Sylhet Agricultural University	0	0	0	7	5	2	0	0	0	52	21	31	16	20	-4	0	0	0
University Grants Commission, Bangladesh	0	0	0	9	6	3	0	0	0	1	0	1	81	66	15	18	18	0
University of Jahangirnagar	212	208	4	210	195	15	0	0	0	0	0	0	342	284	58	29	28	1
Ministry Total	1268	1184	84	3559	2489	1070	302	104	198	1505	980	525	4266	2955	1311	2034	1730	304

5.3 Government Servants by grade (grade-XII To grade-XVII) in Autonomous Bodies, Corporations and Others

Autonomous Bodies/ Corporation and Others	Grade-XII			Grade-XIII			Grade-XIV			Grade-XV			Grade-XVI			Grade-XVII		
	Sanc.	Exist.	Vacancy	Sanc.	Exist.	Vacancy	Sanc.	Exist.	Vacancy	Sanc.	Exist.	Vacancy	Sanc.	Exist.	Vacancy	Sanc.	Exist.	Vacancy
MINISTRY OF EDUCATION																		
TECHNICAL AND MADRASAH EDUCATION DIVISION																		
Bangladesh Madrasah Teacher's Training Institute	0	0	0	1	0	1	1	1	0	0	0	0	15	3	12	0	0	0
Bangladesh Technical Education Board	0	0	0	11	9	2	12	3	9	4	4	0	25	11	14	6	4	2
Madrasah Education Board	4	1	3	3	1	2	27	25	2	0	0	0	60	50	10	0	0	0
National Academy for Computer Training and Research (NACTAR)	0	0	0	4	4	0	8	8	0	9	3	6	23	10	13	0	0	0
Ministry Total	4	1	3	19	14	5	48	37	11	13	7	6	123	74	49	6	4	2
MINISTRY OF RELIGIOUS AFFAIRS																		
Budhist Religious Welfare Trust	0	0	0	2	2	0	0	0	0	0	0	0	2	2	0	0	0	0
Hindu Religious Welfare Trust	1	1	0	2	2	0	0	0	0	0	0	0	0	0	0	4	4	0
Islamic Foundation Bangladesh	0	0	0	0	0	0	1	1	0	0	0	0	5	5	0	0	0	0
Office of the Administrator of Waqf	0	0	0	25	21	4	6	5	1	2	2	0	34	30	4	0	0	0
The Christian Religious Welfare Trust	0	0	0	0	0	0	0	0	0	0	0	0	2	2	0	0	0	0
Ministry Total	1	1	0	29	25	4	7	6	1	2	2	0	43	39	4	4	4	0
MINISTRY OF COMMERCE																		
Bangladesh Competition Commission	0	0	0	2	2	0	8	8	0	0	0	0	5	5	0	0	0	0
Bangladesh Tea Board Ctg	5	5	0	0	0	0	24	12	12	1	1	0	81	61	20	0	0	0
Bangladesh Trade and Tariff Commission	1	0	1	9	9	0	9	8	1	0	0	0	24	22	2	0	0	0
Business Promotion Council	0	0	0	0	0	0	0	0	0	0	0	0	0	0	0	1	1	0
Export Promotion Bureau	2	2	0	12	9	3	39	24	15	1	0	1	61	37	24	0	0	0
Trading Corporation of Bangladesh	1	1	0	13	9	4	23	13	10	0	0	0	48	37	11	2	2	0
Ministry Total	9	8	1	36	29	7	103	65	38	2	1	1	219	162	57	3	3	0

5.3 Government Servants by grade (grade-XII To grade-XVII) in Autonomous Bodies, Corporations and Others

Autonomous Bodies/ Corporation and Others	Grade-XII			Grade-XIII			Grade-XIV			Grade-XV			Grade-XVI			Grade-XVII		
	Sanc.	Exist.	Vacancy	Sanc.	Exist.	Vacancy	Sanc.	Exist.	Vacancy	Sanc.	Exist.	Vacancy	Sanc.	Exist.	Vacancy	Sanc.	Exist.	Vacancy
MINISTRY OF FISHERIES AND LIVESTOCK																		
Bangladesh Fisheries Development Corporation	6	0	6	0	0	0	139	116	23	0	0	0	301	103	198	12	3	9
Bangladesh Livestock Research Institute	0	0	0	3	10	-7	19	12	7	14	7	7	68	30	38	0	0	0
Bangladesh Veterinary Council	0	0	0	1	1	0	1	1	0	1	1	0	1	0	1	0	0	0
Fisheries Research Institute	1	1	0	21	14	7	35	26	9	6	6	0	63	47	16	0	0	0
Marine Fisheries Academy	0	0	0	1	1	0	2	2	0	5	5	0	16	14	2	0	0	0
Ministry Total	7	1	6	26	26	0	196	157	39	26	19	7	449	194	255	12	3	9
MINISTRY OF LAND																		
Land Appeal Board	0	0	0	12	10	2	5	3	2	5	4	1	3	1	2	0	0	0
Land Reforms Board	0	0	0	19	19	0	8	6	2	0	0	0	19	11	8	2	2	0
Ministry Total	0	0	0	31	29	2	13	9	4	5	4	1	22	12	10	2	2	0
MINISTRY OF FOOD																		
Bangladesh Food Safety Authority	0	0	0	1	1	0	10	8	2	0	0	0	107	97	10	0	0	0
Ministry Total	0	0	0	1	1	0	10	8	2	0	0	0	107	97	10	0	0	0
MINISTRY OF DISASTER MANAGEMENT AND RELIEF																		
Cyclone Preparedness Programme (Bangladesh Red Crescent Society)	2	1	1	1	0	1	43	15	28	0	0	0	11	6	5	0	0	0
Integrated Disaster Management Programme	0	0	0	0	0	0	0	0	0	2	2	0	0	0	0	0	0	0
Refugee Relief & Repatriation Commissioner Office,	0	0	0	0	0	0	0	0	0	0	0	0	0	0	0	0	0	0
Ministry Total	2	1	1	1	0	1	43	15	28	2	2	0	11	6	5	0	0	0

5.3 Government Servants by grade (grade-XII To grade-XVII) in Autonomous Bodies, Corporations and Others

Autonomous Bodies/ Corporation and Others	Grade-XII			Grade-XIII			Grade-XIV			Grade-XV			Grade-XVI			Grade-XVII		
	Sanc.	Exist.	Vacancy	Sanc.	Exist.	Vacancy	Sanc.	Exist.	Vacancy	Sanc.	Exist.	Vacancy	Sanc.	Exist.	Vacancy	Sanc.	Exist.	Vacancy
MINISTRY OF INFORMATION AND BROADCASTING																		
Bangladesh Betar	32	17	15	193	170	23	263	200	63	17	15	2	266	230	36	18	18	0
Bangladesh Cinema and Television Institute	0	0	0	0	0	0	12	0	12	0	0	0	0	0	0	0	0	0
Bangladesh Film Archives	0	0	0	10	11	-1	1	1	0	2	0	2	6	5	1	2	2	0
Bangladesh Journalist Welfare Trust	0	0	0	0	0	0	0	0	0	0	0	0	3	0	3	0	0	0
Bangladesh Press Council	2	2	0	0	0	0	0	0	0	1	1	0	3	2	1	4	4	0
Bangladesh Sangbad Sangstha	0	0	0	0	0	0	0	0	0	0	0	0	0	0	0	0	0	0
Bangladesh Television	73	46	27	259	128	131	146	81	65	64	42	22	231	119	112	59	34	25
Film Censor Board	1	1	0	1	1	0	7	6	1	1	1	0	6	3	3	0	0	0
Film Development Corporation	22	5	17	39	12	27	41	40	1	38	9	29	166	77	89	12	1	11
National Institute of Mass Communication	6	6	0	5	4	1	3	3	0	5	3	2	25	20	5	2	2	0
Press Institute of Bangladesh	6	4	2	1	0	1	4	3	1	10	9	1	14	13	1	5	3	2
Ministry Total	142	81	61	508	326	182	477	334	143	138	80	58	720	469	251	102	64	38
MINISTRY OF WATER RESOURCES																		
Bangladesh Water Development Board	389	278	111	496	378	118	181	77	104	359	398	-39	3737	2522	1215	36	51	-15
Joint River Commission, Bangladesh	2	0	2	3	2	1	0	0	0	3	0	3	10	3	7	0	0	0
River Research Institute, Faridpur	30	22	8	11	9	2	45	29	16	14	10	4	38	25	13	8	6	2
Water Resources Planning Organization	0	0	0	4	3	1	7	6	1	5	5	0	9	8	1	0	0	0
Ministry Total	421	300	121	514	392	122	233	112	121	381	413	-32	3794	2558	1236	44	57	-13
MINISTRY OF PRIMARY AND MASS EDUCATION																		
Shishu Kallayan Trust	0	0	0	5	5	0	0	0	0	1	1	0	1	1	0	0	0	0
Ministry Total	0	0	0	5	5	0	0	0	0	1	1	0	1	1	0	0	0	0

5.3 Government Servants by grade (grade-XII To grade-XVII) in Autonomous Bodies, Corporations and Others

Autonomous Bodies/ Corporation and Others	Grade-XII			Grade-XIII			Grade-XIV			Grade-XV			Grade-XVI			Grade-XVII		
	Sanc.	Exist.	Vacancy	Sanc.	Exist.	Vacancy	Sanc.	Exist.	Vacancy	Sanc.	Exist.	Vacancy	Sanc.	Exist.	Vacancy	Sanc.	Exist.	Vacancy
MINISTRY OF SHIPPING																		
Bangladesh Shipping Corporation	383	69	314	0	0	0	423	36	387	0	0	0	0	0	0	46	15	31
Bangladesh Inland Water Transport Authority (BIWTA)	475	265	210	62	61	1	3	1	2	237	119	118	1520	778	742	482	428	54
Bangladesh Inland Water Transport Corporation (BIWTC)	0	0	0	366	306	60	78	25	53	291	88	203	819	427	392	860	459	401
Bangladesh Land Port Authority	160	99	61	166	85	81	3	2	1	12	11	1	0	0	0	5	5	0
Bangladesh Marine Academy Chattogram	0	0	0	13	9	4	14	14	0	14	13	1	15	15	0	6	6	0
Chattogram Port Authority	474	362	112	460	423	37	1519	654	865	340	384	-44	2473	841	1632	325	178	147
Mongla Port Authority	74	54	20	90	50	40	535	406	129	123	45	78	582	113	469	132	59	73
National Maritime Institute, Chattogram	1	0	1	4	1	3	1	0	1	1	1	0	1	1	0	3	3	0
National River Conservation Commission	0	0	0	3	3	0	1	0	1	0	0	0	9	4	5	0	0	0
Payra Port Authority	0	22	-22	0	9	-9	0	20	-20	0	0	0	0	50	-50	0	0	0
Ministry Total	1567	871	696	1164	947	217	2577	1158	1419	1018	661	357	5419	2229	3190	1859	1153	706
MINISTRY OF YOUTH AND SPORTS																		
Bangabandhu Krirashebi Kalyan Foundation	0	0	0	0	0	0	0	0	0	0	0	0	0	0	0	1	1	0
Bangladesh Krira Shikkha Protisthan (BKSP)	1	1	0	6	6	0	21	19	2	15	10	5	41	37	4	4	4	0
Bangladesh National Sports Council	8	9	-1	8	8	0	18	17	1	5	5	0	65	65	0	0	0	0
Sheikh Hasina National Institute of Youth Development	0	0	0	0	0	0	2	0	2	0	0	0	6	0	6	0	0	0
Ministry Total	9	10	-1	14	14	0	41	36	5	20	15	5	112	102	10	5	5	0

5.3 Government Servants by grade (grade-XII To grade-XVII) in Autonomous Bodies, Corporations and Others

Autonomous Bodies/ Corporation and Others	Grade-XII			Grade-XIII			Grade-XIV			Grade-XV			Grade-XVI			Grade-XVII		
	Sanc.	Exist.	Vacancy	Sanc.	Exist.	Vacancy	Sanc.	Exist.	Vacancy	Sanc.	Exist.	Vacancy	Sanc.	Exist.	Vacancy	Sanc.	Exist.	Vacancy
MINISTRY OF CIVIL AVIATION AND TOURISM																		
Bangladesh Parjatan Corporation	0	0	0	33	47	-14	233	79	154	0	0	0	227	45	182	295	53	242
Bangladesh Services Limited	0	0	0	0	0	0	0	0	0	0	0	0	0	0	0	0	0	0
Bangladesh Tourism Board	0	0	0	4	1	3	0	0	0	1	1	0	11	6	5	0	0	0
Biman Bangladesh Airlines Ltd.	0	0	0	0	0	0	0	0	0	0	0	0	0	0	0	0	0	0
Civil Aviation Authority of Bangladesh	171	96	75	313	281	32	816	423	393	401	239	162	1111	751	360	746	445	301
Hotels International Ltd.	0	0	0	0	0	0	0	0	0	0	0	0	0	0	0	0	0	0
Ministry Total	171	96	75	350	329	21	1049	502	547	402	240	162	1349	802	547	1041	498	543
MINISTRY OF POST TELECOMMUNICATIONS AND INFORMATION TECHNOLOGY																		
POST & TELECOMMUNICATION DIVISION																		
Bangladesh Cable Shilpa Limited	0	0	0	198	118	80	112	87	25	0	0	0	0	0	0	0	0	0
Bangladesh Satellite Company Limited	0	0	0	0	0	0	0	0	0	0	0	0	0	0	0	0	0	0
Bangladesh Submarine Cable Company Limited (BSCCL)	0	0	0	0	0	0	0	0	0	0	0	0	0	0	0	0	0	0
Bangladesh Telecommunications Co. Ltd	0	0	0	0	0	0	0	0	0	0	0	0	0	0	0	0	0	0
Mailing Operator and Courier Services Licensing Authority	4	2	2	0	0	0	7	0	7	0	0	0	2	0	2	0	0	0
Telephone Shilpa Sangstha Limited	0	0	0	0	0	0	0	0	0	0	0	0	0	0	0	0	0	0
Tele-talk Bangladesh Ltd.	0	0	0	0	0	0	0	0	0	0	0	0	0	0	0	0	0	0
Ministry Total	4	2	2	198	118	80	119	87	32	0	0	0	2	0	2	0	0	0
INFORMATION & COMMUNICATION TECH DIVISION																		
Bangladesh Computer Council	1	1	0	14	9	5	7	1	6	0	0	0	31	14	17	12	10	2
Bangladesh Hi-Tech Park Authority	0	0	0	0	0	0	3	3	0	0	0	0	18	17	1	0	0	0
Ministry Total	1	1	0	14	9	5	10	4	6	0	0	0	49	31	18	12	10	2

5.3 Government Servants by grade (grade-XII To grade-XVII) in Autonomous Bodies, Corporations and Others

Autonomous Bodies/ Corporation and Others	Grade-XII			Grade-XIII			Grade-XIV			Grade-XV			Grade-XVI			Grade-XVII		
	Sanc.	Exist.	Vacancy	Sanc.	Exist.	Vacancy	Sanc.	Exist.	Vacancy	Sanc.	Exist.	Vacancy	Sanc.	Exist.	Vacancy	Sanc.	Exist.	Vacancy
MINISTRY OF EXPATRIATES` WELFARE AND OVERSEAS EMPLOYMENT																		
Bangladesh Overseas Employment and Services Ltd. (BOESL)	0	0	0	12	8	4	0	0	0	0	0	0	11	8	3	0	0	0
Probashi Kallayan Bank	0	0	0	0	0	0	0	0	0	0	0	0	639	28	611	0	0	0
Wage Earners Board	8	3	5	71	87	-16	0	0	0	0	0	0	38	32	6	0	0	0
MINISTRY TOTAL	8	3	5	83	95	-12	0	0	0	0	0	0	688	68	620	0	0	0
MINISTRY OF ENVIRONMENT, FOREST AND CLIMATE CHANGE																		
Bangladesh Climate Change Trust	0	0	0	4	1	3	0	0	0	0	0	0	24	18	6	3	3	0
Bangladesh Forest Industries Development Corporation (BFIDC)	223	42	181	25	3	22	19	12	7	2	0	2	101	32	69	22	3	19
Bangladesh Rubber Board	0	0	0	1	0	1	3	0	3	2	0	2	17	0	17	0	0	0
MINISTRY TOTAL	223	42	181	30	4	26	22	12	10	4	0	4	142	50	92	25	6	19
MINISTRY OF HOUSING AND PUBLIC WORKS																		
Chattogram Development Authority	10	9	1	11	5	6	21	15	6	47	43	4	63	32	31	0	0	0
Cox's Bazar Development Authority	2	1	1	0	0	0	1	1	0	9	1	8	31	2	29	0	0	0
Housing & Building Research Institute	3	2	1	5	3	2	11	9	2	0	0	0	25	16	9	2	1	1
Khulna Development Authority	1	1	0	7	3	4	41	16	25	9	5	4	155	62	93	17	11	6
National Housing Authority	0	0	0	20	0	20	25	3	22	28	14	14	176	81	95	0	0	0
Rajdhani Unnayan Kartipakha	0	0	0	67	36	31	121	71	50	69	12	57	371	281	90	97	78	19
Rajshahi Development Authority	3	1	2	4	1	3	11	3	8	16	8	8	21	10	11	0	0	0
MINISTRY TOTAL	19	14	5	114	48	66	231	118	113	178	83	95	842	484	358	116	90	26

5.3 Government Servants by grade (grade-XII To grade-XVII) in Autonomous Bodies, Corporations and Others

Autonomous Bodies/ Corporation and Others	Grade-XII			Grade-XIII			Grade-XIV			Grade-XV			Grade-XVI			Grade-XVII		
	Sanc.	Exist.	Vacancy	Sanc.	Exist.	Vacancy	Sanc.	Exist.	Vacancy	Sanc.	Exist.	Vacancy	Sanc.	Exist.	Vacancy	Sanc.	Exist.	Vacancy
MINISTRY OF CHATTOGRAM HILL TRACTS AFFAIRS																		
Bandarban Hill District Council	0	0	0	6	5	1	3	3	0	4	4	0	25	24	1	14	14	0
Chattogram Hill Tracts Development Board	6	2	4	4	3	1	17	15	2	1	1	0	42	31	11	0	0	0
Chattogram Hill Tracts Regional Council, Rangamati	5	1	4	7	4	3	4	3	1	8	6	2	16	16	0	0	0	0
Khagrachari Hill District Council	0	0	0	6	5	1	3	1	2	1	1	0	35	28	7	6	5	1
Rangamati Hill District Council	0	0	0	5	4	1	3	3	0	2	2	0	37	29	8	6	5	1
Taskforce For Repatriation & Rehabilitation of Internally Displaced People, Khagrachari	0	0	0	5	3	2	0	0	0	0	0	0	0	0	0	0	0	0
Ministry Total	11	3	8	33	24	9	30	25	5	16	14	2	155	128	27	26	24	2
MINISTRY OF SOCIAL WELFARE																		
Bangladesh National Social Welfare Council	0	0	0	21	14	7	14	8	6	1	0	1	56	30	26	0	0	0
Bangladesh Rehabilitation Council	0	0	0	1	1	0	0	0	0	0	0	0	3	0	3	0	0	0
National Foundation for Development of the Disabled Person	0	0	0	2	0	2	4	2	2	4	2	2	0	0	0	4	3	1
Neuro Development Disability Protection Trust	0	0	0	0	0	0	1	1	0	0	0	0	3	3	0	0	0	0
Sharirik Protibondhi Surokkha Trust	0	0	0	1	1	0	0	0	0	0	0	0	39	31	8	0	0	0
Sheikh Zayed Bin Sultan Al-Nahyan-Trust	0	0	0	1	0	1	2	1	1	0	0	0	35	20	15	0	0	0
Ministry Total	0	0	0	26	16	10	21	12	9	5	2	3	136	84	52	4	3	1
MINISTRY OF LABOUR AND EMPLOYMENT																		
Bangladesh Labour Welfare Foundation	0	0	0	1	1	0	2	1	1	2	0	2	1	1	0	0	0	0
Labour Appellate Tribunal, Labour Court	0	0	0	12	9	3	2	2	0	12	9	3	33	24	9	0	0	0
Minimum Wages Board	0	0	0	1	1	0	2	1	1	1	1	0	2	2	0	0	0	0
Ministry Total	0	0	0	14	11	3	6	4	2	15	10	5	36	27	9	0	0	0

5.3 Government Servants by grade (grade-XII To grade-XVII) in Autonomous Bodies, Corporations and Others

Autonomous Bodies/ Corporation and Others	Grade-XII			Grade-XIII			Grade-XIV			Grade-XV			Grade-XVI			Grade-XVII		
	Sanc.	Exist.	Vacancy	Sanc.	Exist.	Vacancy	Sanc.	Exist.	Vacancy	Sanc.	Exist.	Vacancy	Sanc.	Exist.	Vacancy	Sanc.	Exist.	Vacancy
MINISTRY OF CULTURAL AFFAIRS																		
Ahsan Manzil Museum	0	0	0	2	0	2	5	4	1	0	0	0	11	6	5	1	0	1
Bangla Academy Dhaka	4	4	0	33	19	14	42	27	15	0	0	0	80	43	37	40	23	17
Bangladesh Folk Art & Crafts Foundation	0	0	0	1	1	0	5	4	1	0	0	0	11	7	4	1	1	0
Bangladesh National Museum	3	1	2	18	15	3	84	69	15	3	2	1	82	70	12	14	7	7
Bangladesh Shilpakala Academy	11	7	4	51	33	18	94	77	17	2	0	2	116	88	28	1	1	0
Cox's Bazar Cultural Centre	0	0	0	3	1	2	1	1	0	0	0	0	5	3	2	1	0	1
Jatiyo Grontho Kendro (National Book Centre)	2	2	0	1	1	0	12	6	6	3	1	2	11	4	7	6	4	2
Journalist Kangal Harinath Memorial Museum	0	0	0	0	0	0	1	0	1	0	0	0	1	0	1	0	0	0
Kabi Nazrul Institute Centre, Cumilla	0	0	0	0	0	0	2	2	0	0	0	0	4	3	1	0	0	0
Kabi Nazrul Institute, Dhaka	9	5	4	3	1	2	12	3	9	2	1	1	16	13	3	0	0	0
Khudra Nri-Gosthi Cultural Academy, Birisiri, Netrokona	1	1	0	3	1	2	0	0	0	0	0	0	5	5	0	0	0	0
Khudra Nrigusthir Sangskritik Institute, Bandarban	0	0	0	2	3	-1	3	3	0	0	0	0	4	3	1	0	0	0
Khudra Nrigusthir Sangskritik Institute, Khagrachhari	1	0	1	0	0	0	0	0	0	0	0	0	2	1	1	0	0	0
Khudra Nrigusthir Sangskritik Institute, Rangamati	0	0	0	2	2	0	4	2	2	0	0	0	7	4	3	1	0	1

5.3 Government Servants by grade (grade-XII To grade-XVII) in Autonomous Bodies, Corporations and Others

Autonomous Bodies/ Corporation and Others	Grade-XII			Grade-XIII			Grade-XIV			Grade-XV			Grade-XVI			Grade-XVII		
	Sanc.	Exist.	Vacancy	Sanc.	Exist.	Vacancy	Sanc.	Exist.	Vacancy	Sanc.	Exist.	Vacancy	Sanc.	Exist.	Vacancy	Sanc.	Exist.	Vacancy
MINISTRY OF CULTURAL AFFAIRS																		
Manipuri Lalitakala Academy, Moulvibazar	0	0	0	0	0	0	0	0	0	0	0	0	0	0	0	0	0	0
Meseum Of Independence	0	0	0	2	0	2	3	0	3	0	0	0	4	0	4	1	0	1
Nazrul Smrittkendro Trishal, Mymensingh	0	0	0	0	0	0	3	3	0	0	0	0	5	5	0	0	0	0
Osmani Museum, Sylhet	0	0	0	1	0	1	0	0	0	0	0	0	0	0	0	0	0	0
Pollikobi Jasimuddin Jadughar and Loko Sangskritik Kendro	0	0	0	0	0	0	1	0	1	0	0	0	1	0	1	0	0	0
Rajshahi Division Ethnic Minority Cultural Academy	0	0	0	0	0	0	1	1	0	1	0	1	1	1	0	0	0	0
Shilpacharya Zainul Abedin Sangrahashala, Mymensingh	0	0	0	1	1	0	1	1	0	0	0	0	5	4	1	0	0	0
Zia Memorial Museum, Chattogram	0	0	0	1	1	0	3	2	1	0	0	0	6	5	1	0	0	0
MINISTRY TOTAL	31	20	11	124	79	45	277	205	72	11	4	7	377	265	112	66	36	30
MINISTRY OF LIBERATION WAR AFFAIRS																		
Bangladesh Freedom Fighter Welfare Trust	0	0	0	0	0	0	0	0	0	0	0	0	0	0	0	0	0	0
Jatio Muktijoddha Council (JAMUKA)	0	0	0	5	3	2	3	3	0	0	0	0	11	7	4	0	0	0
MINISTRY TOTAL	0	0	0	5	3	2	3	3	0	0	0	0	11	7	4	0	0	0
MINISTRY OF WOMEN AND CHILDREN AFFAIRS																		
Bangladesh Jatyo Mohila Sangstha	314	218	96	3	81	-78	39	47	-8	0	0	0	0	0	0	0	0	0
Bangladesh Shishu Academy	3	1	2	3	3	0	77	51	26	1	0	1	144	104	40	0	0	0
Joyeeta Foundation	0	0	0	0	0	0	0	0	0	0	0	0	0	0	0	0	0	0
MINISTRY TOTAL	317	219	98	6	84	-78	116	98	18	1	0	1	144	104	40	0	0	0
GRAND TOTAL	21872	10887	10985	18082	11610	6472	24519	19236	5283	9256	6607	2649	40808	22845	17963	7127	4537	2590

5.4 Government Servants by grade (grade-XVIII To grade-XX, and Fixed & Others) in Autonomous Bodies, Corporations and Others

Autonomous Bodies/ Corporations and Others	Grade-XVIII			Grade-XIX			Grade-XX			Fixed & Others			Total		
	Sanc.	Exist.	Vacancy	Sanc.	Exist.	Vacancy	Sanc.	Exist.	Vacancy	Sanc.	Exist.	Vacancy	Sanc.	Exist.	Vacancy
PRIME MINISTER'S OFFICE															
Bangladesh Economic Zone Authority	0	0	0	0	0	0	102	62	40	0	0	0	321	181	140
Bangladesh Export Processing Zone Authority	0	0	0	10	10	0	858	716	142	0	0	0	1912	1639	273
Bangladesh Investment Development Authority	0	0	0	0	0	0	179	151	28	1	1	0	646	361	285
Executive Cell, Board of Governors, Bangladesh Private Export Processing Zones	0	0	0	1	0	1	2	0	2	0	0	0	12	2	10
National Skills Development Authority	0	0	0	0	0	0	17	0	17	0	0	0	88	25	63
Public –Private Partnership Office	0	0	0	0	0	0	0	0	0	0	0	0	10	8	2
Ministry Total	0	0	0	11	10	1	1158	929	229	1	1	0	2989	2216	773
MINISTRY OF PUBLIC ADMINISTRATION															
Bangladesh Civil Service Administration Academy	3	1	2	2	2	0	38	30	8	0	0	0	124	93	31
Bangladesh Employees Welfare Board	1	1	0	0	0	0	47	23	24	0	0	0	229	110	119
Bangladesh Public Administration Training Centre (BPATC)	3	3	0	0	0	0	311	127	184	0	0	0	650	470	180
BIAM Foundation	2	2	0	3	1	2	49	48	1	0	0	0	134	114	20
National Academy for Planning and Development (NAPD)	1	1	0	3	2	1	28	28	0	0	0	0	97	89	8
Sarkari Karmachari Hospital	0	0	0	1	0	1	15	5	10	83	77	6	320	218	102
Ministry Total	10	8	2	9	5	4	488	261	227	83	77	6	1554	1094	460
MINISTRY OF DEFENCE															
Bangladesh Cadet College	180	174	6	192	184	8	852	825	27	0	0	0	2208	2117	91
Bangladesh Space Research & Remote Sensing Organization	0	0	0	2	1	1	12	4	8	0	0	0	134	71	63
Ministry Total	180	174	6	194	185	9	864	829	35	0	0	0	2342	2188	154

5.4 Government Servants by grade (grade-XVIII To grade-XX, and Fixed & Others) in Autonomous Bodies, Corporations and Others

Autonomous Bodies/ Corporations and Others	Grade-XVIII			Grade-XIX			Grade-XX			Fixed & Others			Total		
	Sanc.	Exist.	Vacancy	Sanc.	Exist.	Vacancy	Sanc.	Exist.	Vacancy	Sanc.	Exist.	Vacancy	Sanc.	Exist.	Vacancy
FINANCIAL INSTITUTION DIVISION, MINISTRY OF FINANCE															
Agrani Bank	0	0	0	1059	297	762	420	12	408	1	1	0	21033	10745	10288
Ansar VDP Unnayan Bank	2	1	1	410	290	120	12	12	0	0	0	0	2877	955	1922
Bangladesh Bank	0	0	0	178	58	120	1164	311	853	1	1	0	9738	8312	1426
Bangladesh Development Bank LTD.	120	12	108	13	7	6	151	30	121	1	1	0	1488	708	780
Bangladesh House Building Finance Corporation	0	0	0	142	42	100	146	92	54	0	0	0	1297	604	693
Bangladesh Inst Of Capital Market (BICM)	0	0	0	17	16	1	2	2	0	0	0	0	97	68	29
Bangladesh Insurance Academy	0	0	0	5	5	0	6	4	2	0	0	0	41	30	11
Bangladesh NGO Foundation	0	0	0	0	0	0	0	0	0	17	6	11	76	28	48
Basic Bank	0	0	0	0	0	0	550	464	86	67	55	12	2532	2005	527
Insurance Development and Regulatory Authority (IDRA)	0	0	0	23	0	23	0	0	0	1	1	0	155	22	133
Investment Corp of Bangladesh	0	0	0	2	1	1	33	23	10	0	0	0	833	653	180
Janata Bank	2	0	2	0	0	0	2244	695	1549	0	0	0	21316	12220	9096
Jiban Bima Corporation	0	0	0	3	1	2	390	102	288	0	0	0	2070	1005	1065
Karmasangsthan Bank	0	0	0	200	151	49	200	115	85	0	0	0	2648	1494	1154
Krishi Bank	0	58	-58	1478	880	598	1258	420	838	0	0	0	15442	8459	6983
Microcredit Regulatory Authority	0	0	0	0	0	0	9	1	8	0	0	0	135	65	70
Palli Sanchay Bank	5	0	5	0	0	0	1128	564	564	0	0	0	12843	10622	2221
Rajshahi Krishi Unanayan Bank	8	7	1	0	0	0	1055	849	206	0	0	0	6180	3759	2421
Rupali Bank	0	0	0	876	278	598	656	102	554	0	0	0	14910	7084	7826
Sadharan Bima Corporation Dhaka	0	0	0	515	257	258	96	63	33	0	0	0	2110	1079	1031
Securities & Exchange Commission	0	0	0	17	4	13	28	6	22	0	0	0	364	239	125
Sonali Bank	22	21	1	2298	3306	-1008	3221	1661	1560	0	0	0	35131	23848	11283
The Security Printing Corporation	3	3	0	112	62	50	44	53	-9	0	0	0	1028	782	246
Ministry Total	162	102	60	7348	5655	1693	12813	5581	7232	88	65	23	154344	94786	59558

5.4 Government Servants by grade (grade-XVIII To grade-XX, and Fixed & Others) in Autonomous Bodies, Corporations and Others

Autonomous Bodies/ Corporations and Others	Grade-XVIII			Grade-XIX			Grade-XX			Fixed & Others			Total		
	Sanc.	Exist.	Vacancy	Sanc.	Exist.	Vacancy	Sanc.	Exist.	Vacancy	Sanc.	Exist.	Vacancy	Sanc.	Exist.	Vacancy
MINISTRY OF FOREIGN AFFAIRS															
Bangladesh Institute of Law and International Affairs (BILIA)	0	0	0	0	0	0	3	3	0	1	1	0	17	17	0
Foreign Service Academy	0	0	0	0	0	0	12	1	11	0	0	0	47	13	34
Institute Of International & Strategic Studies	0	0	0	4	4	0	18	18	0	0	0	0	102	77	25
State Guest House Padma, Meghna, Sugandha	2	2	0	14	14	0	41	39	2	0	0	0	89	82	7
Ministry Total	2	2	0	18	18	0	74	61	13	1	1	0	255	189	66
MINISTRY OF HEALTH AND FAMILY WELFARE															
MEDICAL EDUCATION & FAMILY WELFARE DIVISION															
Bangabandhu Sheikh Mujib Medical University	0	0	0	17	17	0	333	333	0	0	1217	-1217	4289	5397	-1108
Bangladesh Board of Unani and Ayurvedic System of Medicine	0	0	0	0	0	0	7	7	0	0	0	0	31	25	6
Bangladesh College of Physicians & Surgeons	7	6	1	0	0	0	48	39	9	4	4	0	152	113	39
Bangladesh Homeopathy Board	0	0	0	0	0	0	7	7	0	0	0	0	29	29	0
Bangladesh Medical & Dental Council	1	1	0	0	0	0	5	5	0	0	0	0	36	22	14
Bangladesh Medical Research Council	2	1	1	0	0	0	35	12	23	1	0	1	108	47	61
Bangladesh Nursing and Midwifery Council	7	7	0	0	0	0	0	0	0	0	0	0	33	33	0
Bangladesh Pharmacy Council	0	0	0	0	0	0	0	0	0	0	0	0	27	13	14
Bangladesh State Medical Faculty	9	11	-2	0	0	0	0	0	0	0	0	0	31	32	-1
Bureau Of Health Education	3	1	2	2	2	0	11	6	5	0	0	0	71	35	36
Rajshahi Medical University	1	1	0	0	0	0	16	15	1	0	0	0	88	72	16
Sheikh Hasina Medical University, Khulna	0	0	0	0	0	0	7	7	0	0	0	0	30	27	3
Ministry Total	30	28	2	19	19	0	469	431	38	5	1221	-1216	4925	5845	-920

5.4 Government Servants by grade (grade-XVIII To grade-XX, and Fixed & Others) in Autonomous Bodies, Corporations and Others

Autonomous Bodies/ Corporations and Others	Grade-XVIII			Grade-XIX			Grade-XX			Fixed & Others			Total		
	Sanc.	Exist.	Vacancy	Sanc.	Exist.	Vacancy	Sanc.	Exist.	Vacancy	Sanc.	Exist.	Vacancy	Sanc.	Exist.	Vacancy
MINISTRY OF HEALTH AND FAMILY WELFARE															
HEALTH SERVICES DIVISION,															
Community Clinic Health Assistance Trust	0	0	0	0	0	0	0	0	0	0	0	0	3	3	0
Institute of Epidemiology, Disease Control and Research	1	0	1	12	4	8	23	9	14	3	1	2	114	61	53
Institute of Public Health	1	0	1	17	5	12	448	269	179	0	0	0	925	630	295
Institute of Public Health Nutrition (IPHN)	5	0	5	4	0	4	14	7	7	0	0	0	146	56	90
National Centre for Control of Rheumatic Fever & Heart Disease	0	0	0	18	15	3	0	0	0	0	0	0	61	53	8
National Institute of Cancer Research & Hospital	15	3	12	0	0	0	175	93	82	0	0	0	1174	974	200
National Institute of Cardio Vascular Diseases	58	41	17	0	0	0	309	233	76	0	0	0	2271	1980	291
National Institute of Diseases of The Chest & Hospital	5	4	1	6	6	0	213	171	42	0	0	0	1035	907	128
National Institute of Ear Neck Throat (ENT)	0	0	0	1	0	1	0	0	0	0	0	0	255	197	58
National Institute of Kidney Diseases & Urology	0	0	0	0	0	0	120	115	5	0	0	0	657	610	47
National Institute of Laboratory Medicine and Referral Centre	4	0	4	1	0	1	9	0	9	1	1	0	71	18	53
National Institute of Mental Health, Dhaka	3	2	1	0	0	0	98	54	44	0	0	0	404	269	135
National Institute of Neuro Sciences & Hospital	24	21	3	9	6	3	17	15	2	0	0	0	962	890	72
National Institute of Ophthalmology & Hospital, Dhaka	9	6	3	6	2	4	98	66	32	0	0	0	579	479	100

5.4 Government Servants by grade (grade-XVIII To grade-XX, and Fixed & Others) in Autonomous Bodies, Corporations and Others

Autonomous Bodies/ Corporations and Others	Grade-XVIII			Grade-XIX			Grade-XX			Fixed & Others			Total		
	Sanc.	Exist.	Vacancy	Sanc.	Exist.	Vacancy	Sanc.	Exist.	Vacancy	Sanc.	Exist.	Vacancy	Sanc.	Exist.	Vacancy
MINISTRY OF HEALTH AND FAMILY WELFARE															
HEALTH SERVICES DIVISION,															
National Institute of Traumatology & Orthopaedic Rehabilitation (NITOR)	12	7	5	4	4	0	256	52	204	18	12	6	1711	926	785
Sheikh Hasina National Institute of Burn & Plastic Surgery	0	0	0	474	149	325	124	0	124	0	0	0	1548	878	670
Sheikh Russel National Gastro liver Institute & Hospital	13	0	13	1	0	1	57	0	57	0	0	0	607	480	127
MINISTRY TOTAL	150	84	66	553	191	362	1961	1084	877	22	14	8	12523	9411	3112
MINISTRY OF LOCAL GOVERNMENT, RURAL DEVELOPMENT AND CO-OPERATIVES															
LOCAL GOVERNMENT DIVISION															
Barisal City Corporation	11	8	3	96	113	-17	55	20	35	0	0	0	437	423	14
Chattogram City Corporation	0	0	0	0	0	0	1983	1299	684	3	1	2	3684	2104	1580
Cumilla City Corporation	0	0	0	0	0	0	117	106	11	0	0	0	368	170	198
Dhaka North City Corporation	287	87	200	0	0	0	622	116	506	1	1	0	2680	794	1886
Dhaka South City Corporation	0	0	0	0	0	0	735	691	44	0	0	0	2522	1883	639
Gazipur City Corporation	10	10	0	0	0	0	80	80	0	0	0	0	433	302	131
Khulna City Corporation	8	6	2	6	4	2	741	460	281	1	1	0	1190	702	488
Mymensingh City Corporation	0	3	-3	0	0	0	0	67	-67	0	1	-1	34	224	-190
Narayanganj City Corporation	0	0	0	0	0	0	185	50	135	0	0	0	683	135	548
Rajshahi City Corporation	9	4	5	1	0	1	234	145	89	0	0	0	798	380	418
Rangpur City Corporation	0	0	0	0	0	0	186	155	31	0	0	0	987	529	458
Sylhet City Corporation	36	28	8	33	22	11	27	0	27	359	247	112	727	487	240
Wasa Chattogram	164	25	139	0	0	0	342	130	212	0	0	0	1119	591	528
Wasa Dhaka	1588	1022	566	0	0	0	490	97	393	0	0	0	4633	2645	1988
Wasa Khulna	70	134	-64	0	0	0	25	24	1	0	0	0	367	275	92
Wasa, Rfajshahi	0	0	0	0	0	0	68	8	60	0	0	0	254	81	173
Ministry Total	2183	1327	856	136	139	-3	5890	3448	2442	364	251	113	20916	11725	9191

5.4 Government Servants by grade (grade-XVIII To grade-XX, and Fixed & Others) in Autonomous Bodies, Corporations and Others

Autonomous Bodies/ Corporations and Others	Grade-XVIII			Grade-XIX			Grade-XX			Fixed & Others			Total		
	Sanc.	Exist.	Vacancy	Sanc.	Exist.	Vacancy	Sanc.	Exist.	Vacancy	Sanc.	Exist.	Vacancy	Sanc.	Exist.	Vacancy
MINISTRY OF LOCAL GOVERNMENT, RURAL DEVELOPMENT AND CO-OPERATIVES RURAL DEVELOPMENT AND CO-OPERATIVE DIVISION															
Bangladesh Academy for Poverty Alleviation and Rural Development Gopalganj	4	3	1	0	0	0	35	43	-8	0	0	0	100	82	18
Bangladesh Academy for Rural Development Cumilla (BARD)	9	7	2	17	12	5	106	49	57	0	0	0	365	264	101
Bangladesh Milk Producer's Co- Operative Union Ltd. (MILKVITA)	0	0	0	0	0	0	0	0	0	0	0	0	5	3	2
Bangladesh Rural Development Board & BRDTI, Sylhet	4	4	0	2	1	1	786	173	613	0	0	0	3406	1830	1576
Palli Daridro Bimochon Foundation	3	3	0	140	122	18	0	0	0	0	0	0	3379	3431	-52
Rural Development Academy Bogura (RDA)	26	25	1	2	2	0	111	95	16	0	0	0	304	266	38
Ministry Total	46	42	4	161	137	24	1038	360	678	0	0	0	7559	5876	1683
MINISTRY OF POWER, ENERGY AND MINERAL RESOURCES POWER DIVISION															
Bangladesh Energy and Power Research Council	0	0	0	0	0	0	0	0	0	0	0	0	6	3	3
Bangladesh Power Development Board	2	0	2	3	3	0	3	2	1	0	0	0	44	25	19
Bangladesh Rural Electrification Board	0	0	0	0	0	0	0	0	0	0	0	0	1469	1269	200
Sustainable & Renewable Energy Development Authority (SREDA)	0	0	0	0	0	0	5	5	0	0	0	0	40	25	15
Ministry Total	2	0	2	3	3	0	8	7	1	0	0	0	1559	1322	237

5.4 Government Servants by grade (grade-XVIII To grade-XX, and Fixed & Others) in Autonomous Bodies, Corporations and Others

Autonomous Bodies/ Corporations and Others	Grade-XVIII			Grade-XIX			Grade-XX			Fixed & Others			Total		
	Sanc.	Exist.	Vacancy	Sanc.	Exist.	Vacancy	Sanc.	Exist.	Vacancy	Sanc.	Exist.	Vacancy	Sanc.	Exist.	Vacancy
MINISTRY OF POWER, ENERGY AND MINERAL RESOURCES															
ENERGY AND MINERAL RESOURCES DIVISION															
Bangladesh Energy Regulatory Commission	0	0	0	0	0	0	20	18	2	5	5	0	81	73	8
Bangladesh Oil Gas & Mineral Corporation	0	0	0	2	0	2	127	46	81	0	0	0	652	307	345
Hydrocarbon Unit	0	0	0	0	0	0	9	9	0	0	0	0	35	21	14
Petroleum Corporation	0	0	0	0	0	0	46	33	13	0	0	0	203	178	25
Ministry Total	0	0	0	2	0	2	202	106	96	5	5	0	971	579	392
MINISTRY OF INDUSTRIES															
Bangladesh Accreditation Board (BAB)	0	0	0	0	0	0	27	21	6	0	0	0	54	35	19
Bangladesh Chemical Industries Corporation	84	33	51	821	288	533	759	149	610	0	0	0	8804	3643	5161
Bangladesh Industrial Technical Assistance Centre (BITAC)	10	9	1	0	0	0	107	97	10	0	0	0	595	521	74
Bangladesh Institute of Management	7	4	3	0	0	0	40	25	15	0	0	0	159	75	84
Bangladesh Small & Cottage Industries Corporation	789	542	247	0	0	0	0	0	0	0	0	0	2442	1742	700
Bangladesh Standard & Testing Institute	6	5	1	0	0	0	41	34	7	0	0	0	674	407	267
Bangladesh Steel & Engineering Corporation	25	9	16	4	4	0	0	0	0	0	0	0	945	490	455
Bangladesh Sugar & Food Industries Corporation	0	0	0	0	0	0	10251	6263	3988	0	0	0	17263	9107	8156
Ministry Total	921	602	319	825	292	533	11225	6589	4636	0	0	0	30936	16020	14916

5.4 Government Servants by grade (grade-XVIII To grade-XX, and Fixed & Others) in Autonomous Bodies, Corporations and Others

Autonomous Bodies/ Corporations and Others	Grade-XVIII			Grade-XIX			Grade-XX			Fixed & Others			Total		
	Sanc.	Exist.	Vacancy	Sanc.	Exist.	Vacancy	Sanc.	Exist.	Vacancy	Sanc.	Exist.	Vacancy	Sanc.	Exist.	Vacancy
MINISTRY OF AGRICULTURE															
Bangladesh Agricultural Development Corporation	0	0	0	1817	363	1454	0	0	0	0	0	0	7800	4116	3684
Bangladesh Agricultural Research Institute	144	112	32	36	30	6	646	406	240	0	0	0	2744	2223	521
Bangladesh Agricultural Research Council	5	3	2	0	0	0	22	35	-13	0	0	0	215	152	63
Bangladesh Institute of Nuclear Agriculture, Mymensingh	9	1	8	21	2	19	95	77	18	0	0	0	578	395	183
Bangladesh Institute of Research and Training on Applied Nutrition (BIRTAN)	0	0	0	0	0	0	0	0	0	0	0	0	190	74	116
Bangladesh Jute Research Institute	20	16	4	27	22	5	72	71	1	0	0	0	569	398	171
Bangladesh Rice Research Institute	18	16	2	1	1	0	80	77	3	0	0	0	786	611	175
Bangladesh Sugar Crop Research Institute	0	0	0	27	12	15	80	49	31	0	0	0	393	247	146
Bangladesh Wheat And Maize Research Institute	7	6	1	0	0	0	20	4	16	0	0	0	236	70	166
Barind Multipurpose Development Authority, Rajshahi	0	0	0	109	109	0	0	0	0	0	0	0	821	820	1
National Agriculture Training Academy	13	2	11	0	0	0	23	18	5	47	37	10	183	97	86
Ministry Total	216	156	60	2038	539	1499	1038	737	301	47	37	10	14515	9203	5312
MINISTRY OF ROAD TRANSPORT AND BRIDGES															
ROAD TRANSPORT AND HIGHWAYS DIVISION															
Bangladesh Road Transport Authority (BRTA)	4	2	2	0	0	0	103	95	8	0	0	0	806	709	97
Bangladesh Road Transport Corporation	64	8	56	192	8	184	401	120	281	0	0	0	5440	3449	1991
Dhaka Transport Co-Ordination Authority	0	0	0	0	0	0	34	34	0	0	0	0	212	97	115
Ministry Total	68	10	58	192	8	184	538	249	289	0	0	0	6458	4255	2203
BRIDGE DIVISION															
Bangladesh Bridge Authority	11	8	3	0	0	0	73	22	51	0	0	0	388	202	186
Ministry Total	11	8	3	0	0	0	73	22	51	0	0	0	388	202	186

5.4 Government Servants by grade (grade-XVIII To grade-XX, and Fixed & Others) in Autonomous Bodies, Corporations and Others

Autonomous Bodies/ Corporations and Others	Grade-XVIII			Grade-XIX			Grade-XX			Fixed & Others			Total		
	Sanc.	Exist.	Vacancy	Sanc.	Exist.	Vacancy	Sanc.	Exist.	Vacancy	Sanc.	Exist.	Vacancy	Sanc.	Exist.	Vacancy
MINISTRY OF PLANNING															
PLANNING DIVISION															
Bangladesh Institute of Development Studies (BIDS)	5	3	2	0	0	0	26	26	0	0	0	0	197	121	76
Ministry Total	5	3	2	0	0	0	26	26	0	0	0	0	197	121	76
MINISTRY OF TEXTILE & JUTE															
Bangladesh Handloom Board	4	3	1	4	3	1	64	50	14	0	0	0	372	241	131
Bangladesh Jute Corporation	1	1	0	0	0	0	58	5	53	0	0	0	248	236	12
Bangladesh Jute Mills Corporation	143	37	106	117	6	111	2837	856	1981	0	0	0	7716	2452	5264
Bangladesh Sericulture Development Board	73	39	34	0	0	0	76	20	56	0	0	0	681	222	459
Bangladesh Textile Mill Corporation (BTMC)	0	0	0	0	0	0	61	6	55	0	0	0	307	107	200
Jute Diversification promotion Centre	0	0	0	14	14	0	0	0	0	0	0	0	50	46	4
Liquidation Cell	0	0	0	0	0	0	6	6	0	0	0	0	12	12	0
Ministry Total	221	80	141	135	23	112	3102	943	2159	0	0	0	9386	3316	6070
MINISTRY OF SCIENCE AND TECHNOLOGY															
Bangabandhu Science and Technology Fellowship Trust	0	0	0	0	0	0	0	0	0	0	0	0	7	7	0
Bangabandhu Sheikh Mujib Novo Theatre	0	0	0	0	0	0	7	6	1	0	0	0	63	54	9
Bangladesh Atomic Energy Authority	0	0	0	0	0	0	24	18	6	0	0	0	132	72	60
Bangladesh Atomic Energy Commission	0	0	0	136	68	68	429	338	91	0	0	0	2235	1872	363

5.4 Government Servants by grade (grade-XVIII To grade-XX, and Fixed & Others) in Autonomous Bodies, Corporations and Others

Autonomous Bodies/ Corporations and Others	Grade-XVIII			Grade-XIX			Grade-XX			Fixed & Others			Total		
	Sanc.	Exist.	Vacancy	Sanc.	Exist.	Vacancy	Sanc.	Exist.	Vacancy	Sanc.	Exist.	Vacancy	Sanc.	Exist.	Vacancy
MINISTRY OF SCIENCE AND TECHNOLOGY															
Bangladesh Council of Science & Industrial Research (BCSIR)	50	47	3	0	0	0	225	188	37	0	0	0	1697	1248	449
Bangladesh National Scientific & Technical Documentation Centre (BANSDOC)	1	0	1	0	0	0	12	5	7	0	0	0	55	29	26
Bangladesh Oceanographic Research Institute	0	0	0	0	0	0	0	0	0	0	0	0	147	42	105
Bangladesh Reference Institute for Chemical Measurements (BRICM)	0	0	0	0	0	0	13	13	0	0	0	0	80	54	26
National Institute of Biotechnology	0	0	0	11	10	1	20	20	0	0	0	0	126	107	19
Ministry Total	51	47	4	147	78	69	730	588	142	0	0	0	4542	3485	1057
MINISTRY OF EDUCATION															
SECONDARY AND HIGHER EDUCATION DIVISION															
Bangabandhu Sheikh Mujibur Rahman Agricultural University	0	0	0	0	0	0	140	115	25	0	0	0	710	580	130
Bangabandhu Sheikh Mujibur Rahman Aviation and Aerospace University	0	0	0	1	1	0	12	12	0	0	0	0	72	63	9
Bangabandhu Sheikh Mujibur Rahman Digital University (BDU)	0	0	0	1	0	1	21	19	2	0	0	0	112	84	28
Bangabandhu Sheikh Mujibur Rahman Maritime University	1	1	0	6	6	0	25	25	0	0	0	0	150	150	0
Bangabandhu Sheikh Mujibur Rahman Science & Technical University	0	0	0	27	25	2	65	45	20	0	0	0	217	203	14
Bangabandhu Sheikh Mujibur Rahman University, Kishoreganj	0	0	0	9	4	5	0	0	0	0	0	0	43	24	19
Bangamata Sheikh Fojilatunnesa Mujib Science & Technology University	2	2	0	2	1	1	45	35	10	0	0	0	211	140	71

5.4 Government Servants by grade (grade-XVIII To grade-XX, and Fixed & Others) in Autonomous Bodies, Corporations and Others

Autonomous Bodies/ Corporations and Others	Grade-XVIII			Grade-XIX			Grade-XX			Fixed & Others			Total		
	Sanc.	Exist.	Vacancy	Sanc.	Exist.	Vacancy	Sanc.	Exist.	Vacancy	Sanc.	Exist.	Vacancy	Sanc.	Exist.	Vacancy
MINISTRY OF EDUCATION															
SECONDARY AND HIGHER EDUCATION DIVISION															
Bangladesh Accreditation Council	0	0	0	0	0	0	1	1	0	0	0	0	16	16	0
Bangladesh Agriculture University, Mymensingh	0	0	0	0	0	0	978	440	538	0	0	0	3425	2847	578
Bangladesh National Commission For UNESCO	0	0	0	0	0	0	4	3	1	3	3	0	35	19	16
Bangladesh Open University, Gazipur	15	14	1	175	170	5	316	305	11	0	0	0	1448	1366	82
Bangladesh Scouts	5	3	2	0	0	0	51	49	2	0	0	0	193	154	39
Bangladesh Textile University	0	0	0	20	6	14	64	16	48	1	2	-1	428	317	111
Bangladesh University of Engineering & Technology (BUET)	0	0	0	0	0	0	581	574	7	0	0	0	2552	2134	418
Bangladesh University of Professionals	0	0	0	0	0	0	408	265	143	0	0	0	1485	883	602
Barishal University	47	47	0	2	2	0	36	36	0	0	0	0	490	452	38
Begum Rokeya University, Rangpur	1	122	-121	0	0	0	272	165	107	0	0	0	795	683	112
Board Of Intermediate and Secondary Education, Chattogram	2	1	1	15	0	15	0	0	0	0	0	0	172	106	66
Board Of Intermediate and Secondary Education, Cumilla	23	19	4	52	45	7	0	0	0	0	0	0	319	170	149
Board Of Intermediate and Secondary Education, Dhaka	0	0	0	149	120	29	0	0	0	11	11	0	517	417	100
Board Of Intermediate and Secondary Education, Jashore	28	27	1	59	42	17	0	0	0	0	0	0	327	187	140
Board Of Intermediate and Secondary Education, Mymensingh	0	0	0	0	0	0	4	4	0	0	0	0	33	33	0
Board Of Intermediate and Secondary Education, Rajshahi	0	0	0	5	8	-3	5	3	2	0	0	0	229	143	86
Board Of Intermediate and Secondary Education, Sylhet	0	0	0	31	8	23	0	0	0	0	0	0	127	69	58

5.4 Government Servants by grade (grade-XVIII To grade-XX, and Fixed & Others) in Autonomous Bodies, Corporations and Others

Autonomous Bodies/ Corporations and Others	Grade-XVIII			Grade-XIX			Grade-XX			Fixed & Others			Total		
	Sanc.	Exist.	Vacancy	Sanc.	Exist.	Vacancy	Sanc.	Exist.	Vacancy	Sanc.	Exist.	Vacancy	Sanc.	Exist.	Vacancy
MINISTRY OF EDUCATION															
SECONARY AND HIGHER EDUCATION DIVISION															
Board Of Intermediate and Secondary Education, Dinajpur	14	10	4	30	16	14	6	1	5	0	0	0	161	120	41
Board Of Intermediate and Secondary Education, Barisal	4	0	4	44	10	34	0	0	0	0	0	0	171	113	58
Chandpur Science and Technology University	0	0	0	0	0	0	8	2	6	0	0	0	37	9	28
Chhattaogram University	0	0	0	0	0	0	1274	1148	126	0	0	0	3579	2852	727
Chattogram Veterinary & Animal Science University	0	0	0	394	340	54	8	0	8	0	0	0	995	666	329
Chattogram University of Engineering & Technology	2	0	2	7	4	3	194	170	24	0	0	0	758	552	206
Cumilla University	10	5	5	50	49	1	45	44	1	0	0	0	588	574	14
Dhaka University	202	200	2	504	485	19	1308	1297	11	0	0	0	6107	5981	126
DUET,Gazipur	0	0	0	46	46	0	154	170	-16	0	0	0	860	728	132
Hazi Md. Danesh Science & Tech	79	59	20	9	4	5	469	82	387	5	3	2	2141	896	1245
International Mother Language Institute	1	0	1	2	1	1	2	2	0	0	0	0	60	19	41
Islamic University	59	0	59	63	2	61	531	165	366	0	0	0	2342	1118	1224
Jagannath University	0	0	0	0	0	0	131	131	0	0	0	0	453	453	0
Jashore Science & Technology University	16	14	2	4	3	1	82	65	17	0	0	0	765	711	54
Jatiya Kabi Kazi Nazrul Islam University, Mymensingh	0	0	0	2	2	0	95	95	0	0	0	0	582	582	0
Khulna Agriculture University	6	6	0	17	19	-2	127	123	4	0	0	0	447	399	48
Khulna University	0	0	0	0	0	0	136	93	43	0	0	0	635	747	-112
KUET, Khulna	3	1	2	11	11	0	124	116	8	0	0	0	742	616	126
Mawlana Bhashani Science and Technology University	1	1	0	0	0	0	16	13	3	0	0	0	403	312	91
National Curr & Text Book Board Dhaka	0	0	0	6	4	2	53	27	26	0	0	0	311	216	95

5.4 Government Servants by grade (grade-XVIII To grade-XX, and Fixed & Others) in Autonomous Bodies, Corporations and Others

Autonomous Bodies/ Corporations and Others	Grade-XVIII			Grade-XIX			Grade-XX			Fixed & Others			Total		
	Sanc.	Exist.	Vacancy	Sanc.	Exist.	Vacancy	Sanc.	Exist.	Vacancy	Sanc.	Exist.	Vacancy	Sanc.	Exist.	Vacancy
MINISTRY OF EDUCATION															
SECONDARY AND HIGHER EDUCATION DIVISION															
National University, Gazipur	24	11	13	25	20	5	476	121	355	0	0	0	2222	1153	1069
Noakhali Science & Tech University	8	8	0	0	0	0	49	52	-3	10	7	3	346	305	41
Nongovernment Teachers Retirement Benefit Board	0	0	0	0	0	0	10	1	9	0	0	0	36	15	21
Non-Gov. Education Inst. & Teachers & Employees Welfare Trust	0	0	0	1	1	0	15	4	11	0	0	0	58	14	44
Non-Govt Teachers Reg & Certi Auth (NTRCA)	2	2	0	0	0	0	8	6	2	0	0	0	75	62	13
Pabna Science & Tech University	0	0	0	51	37	14	120	104	16	0	0	0	482	379	103
Patuahli Scuebce & Tech University	56	61	-5	0	0	0	172	172	0	0	0	0	929	928	1
Prime Minister's Educational Assistance Trust	0	0	0	0	0	0	0	0	0	0	0	0	34	34	0
Rabindra University	0	0	0	2	1	1	61	59	2	2	0	2	181	158	23
Rajshahi University	394	247	147	62	51	11	1496	724	772	5	6	-1	4242	3143	1099
Rangamati Science and Technology University	3	3	0	8	8	0	23	20	3	0	0	0	158	104	54
RUET, Rajshahi	3	1	2	43	4	39	120	32	88	0	0	0	1002	454	548
Shahjalal University of Science & Tech, Sylhet	0	0	0	0	0	0	0	0	0	0	0	0	1285	741	544
Sheikh Hasina University Netrokona	4	3	1	0	0	0	25	14	11	0	0	0	104	61	43
Sher-E-Bangla Agricultural University	0	0	0	0	0	0	500	254	246	0	0	0	1792	1119	673
Sunamgonj Science and Technology University	1	1	0	0	0	0	3	3	0	0	0	0	16	13	3
Sylhet Agricultural University	11	10	1	70	32	38	209	95	114	0	0	0	942	540	402
University Grants Commission, Bangladesh	2	2	0	6	5	1	126	139	-13	0	0	0	492	388	104
University Of Jahangirnagar	0	0	0	0	0	0	712	763	-51	0	0	0	2493	2401	92
Ministry Total	1029	881	148	2011	1593	418	11916	8419	3497	37	32	5	53132	40916	12216

5.4 Government Servants by grade (grade-XVIII To grade-XX, and Fixed & Others) in Autonomous Bodies, Corporations and Others

Autonomous Bodies/ Corporations and Others	Grade-XVIII			Grade-XIX			Grade-XX			Fixed & Others			Total		
	Sanc.	Exist.	Vacancy	Sanc.	Exist.	Vacancy	Sanc.	Exist.	Vacancy	Sanc.	Exist.	Vacancy	Sanc.	Exist.	Vacancy
MINISTRY OF EDUCATION															
TECHNICAL AND MADRASSAH EDUCATION DIVISION															
Bangladesh Madrasah Teachers Training Institute	0	0	0	0	0	0	10	7	3	0	0	0	55	28	27
Bangladesh Technical Education Board	3	3	0	10	5	5	30	13	17	0	0	0	222	140	82
Madrasah Education Board	0	0	0	0	0	0	39	32	7	0	0	0	179	142	37
National Academy for Computer Training and Research (NACTAR)	2	2	0	2	1	1	37	31	6	0	0	0	145	87	58
Ministry Total	5	5	0	12	6	6	116	83	33	0	0	0	601	397	204
MINISTRY OF RELIGIOUS AFFAIRS															
Budhist Religious Welfare Trust	0	0	0	0	0	0	2	2	0	0	0	0	9	9	0
Hindu Religious Welfare Trust	0	0	0	0	0	0	0	0	0	0	0	0	11	11	0
Islamic Foundation Bangladesh	0	0	0	0	0	0	2	2	0	0	0	0	20	20	0
Office of The Administrator Of WAQF	0	0	0	31	26	5	17	3	14	0	0	0	125	95	30
The Christian Religious Welfare Trust	0	0	0	0	0	0	2	2	0	0	0	0	7	7	0
Ministry Total	0	0	0	31	26	5	23	9	14	0	0	0	172	142	30
MINISTRY OF COMMERCE															
Bangladesh Competition Commission	0	0	0	0	0	0	0	0	0	22	22	0	60	60	0
Bangladesh Tea Board Ctg	0	0	0	15	13	2	91	79	12	0	0	0	357	271	86
Bangladesh Trade and Tariff Commission	1	1	0	0	0	0	32	28	4	0	0	0	115	96	19
Business Promotion Council	4	4	0	2	2	0	0	0	0	0	0	0	33	20	13
Export Promotion Bureau	2	2	0	2	1	1	60	43	17	0	0	0	278	173	105
Trading Corp Oration of Bangladesh	10	6	4	0	0	0	83	83	0	0	0	0	275	239	36
Ministry Total	17	13	4	19	16	3	266	233	33	22	22	0	1118	859	259

5.4 Government Servants by grade (grade-XVIII To grade-XX, and Fixed & Others) in Autonomous Bodies, Corporations and Others

Autonomous Bodies/ Corporations and Others	Grade-XVIII			Grade-XIX			Grade-XX			Fixed & Others			Total		
	Sanc.	Exist.	Vacancy	Sanc.	Exist.	Vacancy	Sanc.	Exist.	Vacancy	Sanc.	Exist.	Vacancy	Sanc.	Exist.	Vacancy
MINISTRY OF FISHERIES AND LIVESTOCK															
Bangladesh Fisheries Development Corporation	0	0	0	0	0	0	218	59	159	0	0	0	890	388	502
Bangladesh Livestock Research Institute	4	4	0	1	0	1	50	20	30	0	0	0	328	191	137
Bangladesh Veterinary Council	1	1	0	0	0	0	1	1	0	0	0	0	10	7	3
Fisheries Research Institute	56	32	24	0	0	0	73	66	7	0	0	0	525	327	198
Marine Fisheries Academy	3	2	1	2	5	-3	15	11	4	0	0	0	63	55	8
Ministry Total	64	39	25	3	5	-2	357	157	200	0	0	0	1816	968	848
MINISTRY OF LAND															
Land Appeal Board	4	4	0	0	0	0	10	8	2	0	0	0	50	40	10
Land Reforms Board	2	2	0	0	0	0	23	18	5	0	0	0	106	84	22
Ministry Total	6	6	0	0	0	0	33	26	7	0	0	0	156	124	32
MINISTRY OF FOOD															
Bangladesh Food Safety Authority	0	0	0	0	0	0	0	0	0	0	0	0	248	208	40
Ministry Total	0	0	0	0	0	0	0	0	0	0	0	0	248	208	40
MINISTRY OF DISASTER MANAGEMENT AND RELIEF															
Cyclone Preparedness Programme (Bangladesh Red Crescent Society)	11	0	11	0	0	0	96	43	53	1	0	1	232	92	140
Integrated Disaster Management Programme	0	0	0	0	0	0	0	0	0	0	0	0	4	4	0
Refugee Relief & Repatriation Commissioner Office	0	0	0	0	0	0	0	0	0	0	0	0	0	10	-10
Ministry Total	11	0	11	0	0	0	96	43	53	1	0	1	236	106	130

5.4 Government Servants by grade (grade-XVIII To grade-XX, and Fixed & Others) in Autonomous Bodies, Corporations and Others

Autonomous Bodies/ Corporations and Others	Grade-XVIII			Grade-XIX			Grade-XX			Fixed & Others			Total		
	Sanc.	Exist.	Vacancy	Sanc.	Exist.	Vacancy	Sanc.	Exist.	Vacancy	Sanc.	Exist.	Vacancy	Sanc.	Exist.	Vacancy
MINISTRY OF INFORMATION AND BROADCASTING															
Bangladesh Beter	25	5	20	102	93	9	358	333	25	0	0	0	2230	1663	567
Bangladesh Cinema and Television Institute	0	0	0	0	0	0	0	0	0	0	0	0	54	5	49
Bangladesh Film Archives	0	0	0	1	1	0	5	5	0	0	0	0	48	46	2
Bangladesh Journalist Welfare Trust	0	0	0	0	0	0	5	0	5	2	0	2	14	2	12
Bangladesh Press Council	0	0	0	2	2	0	0	0	0	0	0	0	16	15	1
Bangladesh Sangbad Sangstha	0	0	0	0	0	0	0	0	0	202	208	-6	202	208	-6
Bangladesh Television	38	32	6	59	34	25	292	211	81	0	0	0	1908	1123	785
Film Censor Board	1	0	1	1	0	1	6	5	1	0	0	0	33	27	6
Film Development Corporation	49	23	26	48	13	35	79	48	31	0	0	0	601	266	335
National Institute of Mass Communication	1	1	0	0	0	0	32	28	4	0	0	0	131	106	25
Press Institute of Bangladesh	1	1	0	3	2	1	27	25	2	0	0	0	137	111	26
Ministry Total	115	62	53	216	145	71	804	655	149	204	208	-4	5374	3572	1802
MINISTRY OF WATER RESOURCES															
Bangladesh Water Development Board	1525	940	585	2268	335	1933	5082	874	4208	0	0	0	16779	7949	8830
Joint River Commission, Bangladesh	0	0	0	0	0	0	10	3	7	0	0	0	48	20	28
River Research Institute, Faridpur	12	9	3	2	2	0	24	27	-3	0	0	0	257	186	71
Water Resources Planning Organization	0	0	0	2	2	0	16	16	0	0	0	0	87	75	12
Ministry Total	1537	949	588	2272	339	1933	5132	920	4212	0	0	0	17171	8230	8941
MINISTRY OF PRIMARY AND MASS EDUCATION															
Shishu Kallayan Trust	0	0	0	0	0	0	4	4	0	0	0	0	19	20	-1
Ministry Total	0	0	0	0	0	0	4	4	0	0	0	0	19	20	-1

5.4 Government Servants by grade (grade-XVIII To grade-XX, and Fixed & Others) in Autonomous Bodies, Corporations and Others

Autonomous Bodies/ Corporations and Others	Grade-XVIII			Grade-XIX			Grade-XX			Fixed & Others			Total		
	Sanc.	Exist.	Vacancy	Sanc.	Exist.	Vacancy	Sanc.	Exist.	Vacancy	Sanc.	Exist.	Vacancy	Sanc.	Exist.	Vacancy
MINISTRY OF SHIPPING															
Bangladesh Shipping Corporation	0	0	0	278	22	256	0	0	0	0	0	0	1521	216	1305
Bangladesh Inland Water Transport Authority (BIWTA)	14	0	14	1093	965	128	753	701	52	0	0	0	5670	4099	1571
Bangladesh Inland Water Transport Corporation (BIWTC)	21	8	13	1325	958	367	512	204	308	0	0	0	4780	2835	1945
Bangladesh Land Port Authority	0	0	0	0	0	0	47	29	18	0	0	0	490	291	199
Bangladesh Marine Academy Chattogram	7	7	0	39	39	0	51	46	5	0	0	0	215	187	28
Chattogram Port Authority	446	219	227	725	582	143	2055	1130	925	0	0	0	9549	5295	4254
Mongla Port Authority	176	74	102	250	71	179	578	63	515	0	0	0	2807	1105	1702
National Maritime Institute, Chattogram	0	0	0	0	0	0	1	1	0	0	0	0	28	14	14
National River Conservation Commission	0	0	0	1	1	0	0	0	0	15	17	-2	48	38	10
Payra Port Authority	0	0	0	0	43	-43	0	61	-61	0	0	0	0	258	-258
Ministry Total	664	308	356	3711	2681	1030	3997	2235	1762	15	17	-2	25108	14338	10770
MINISTRY OF YOUTH AND SPORTS															
Bangabandhu Krirashes Kalan Foundation	0	0	0	0	0	0	0	0	0	0	0	0	4	4	0
Bangladesh Krira Shikkha Protisthan (BKSP)	8	7	1	7	7	0	131	123	8	0	0	0	370	334	36
Bangladesh National Sports Council	6	6	0	25	25	0	292	293	-1	2	2	0	556	556	0
Shekhi Hasina National Institute of Youth Development	0	0	0	0	0	0	6	0	6	0	0	0	45	0	45
Ministry Total	14	13	1	32	32	0	429	416	13	2	2	0	975	894	81

5.4 Government Servants by grade (grade-XVIII To grade-XX, and Fixed & Others) in Autonomous Bodies, Corporations and Others

Autonomous Bodies/ Corporations and Others	Grade-XVIII			Grade-XIX			Grade-XX			Fixed & Others			Total		
	Sanc.	Exist.	Vacancy	Sanc.	Exist.	Vacancy	Sanc.	Exist.	Vacancy	Sanc.	Exist.	Vacancy	Sanc.	Exist.	Vacancy
MINISTRY OF CIVIL AVIATION AND TOURISM															
Bangladesh Parjatan Corporation	30	0	30	11	21	-10	179	48	131	0	0	0	1586	685	901
Bangladesh Services Limited	0	0	0	0	0	0	0	0	0	0	0	0	2	2	0
Bangladesh Tourism Board	0	0	0	1	1	0	10	7	3	0	0	0	49	29	20
Biman Bangladesh Airlines Ltd	0	0	0	0	0	0	0	0	0	0	0	0	6	6	0
Civil Aviation Authority of Bangladesh	58	37	21	161	100	61	1281	886	395	0	0	0	6814	4007	2807
Hotel International Ltd.	0	0	0	0	0	0	0	0	0	0	0	0	2	2	0
Ministry Total	88	37	51	173	122	51	1470	941	529	0	0	0	8459	4731	3728
MINISTRY OF POST TELECOMMUNICATIONS AND INFORMATION TECHNOLOGY															
POST & TELECOMMUNICATION DIVISION															
Bangladesh Cable Shilpa Limited	0	0	0	0	0	0	0	0	0	244	113	131	596	345	251
Bangladesh Satellite Company Limited	0	0	0	0	0	0	0	0	0	0	0	0	1	1	0
Bangladesh Submarine Cable Company Limited (BSCCL)	0	0	0	0	0	0	0	0	0	187	134	53	187	134	53
Bangladesh Telecommunications Co. Ltd	0	0	0	0	0	0	0	0	0	8703	2162	6541	8703	2162	6541
Mailing Operator and Courier Services Licensing Authority	0	0	0	0	0	0	5	0	5	0	0	0	23	4	19
Telephone Shilpa Sangstha Limited	0	0	0	0	0	0	0	0	0	555	100	455	555	100	455
Tele-talk Bangladesh Ltd	0	0	0	0	0	0	0	0	0	718	516	202	718	516	202
Ministry Total	0	0	0	0	0	0	5	0	5	10407	3025	7382	10783	3262	7521
INFORMATION & COMMUNICATION TECH DIVISION															
Bangladesh Computer Council	1	1	0	0	0	0	22	14	8	0	0	0	265	99	166
Bangladesh Hi-Tech Park Authority	0	0	0	0	0	0	30	30	0	0	0	0	76	74	2
Ministry Total	1	1	0	0	0	0	52	44	8	0	0	0	341	173	168

5.4 Government Servants by grade (grade-XVIII To grade-XX, and Fixed & Others) in Autonomous Bodies, Corporations and Others

Autonomous Bodies/ Corporations and Others	Grade-XVIII			Grade-XIX			Grade-XX			Fixed & Others			Total		
	Sanc.	Exist.	Vacancy	Sanc.	Exist.	Vacancy	Sanc.	Exist.	Vacancy	Sanc.	Exist.	Vacancy	Sanc.	Exist.	Vacancy
MINISTRY OF EXPATRIATES WELFARE AND OVERSEAS EMPLOYMENT															
Bangladesh Overseas Employment and Services Ltd. (BOESL)	0	0	0	2	2	0	17	14	3	0	0	0	76	64	12
Probashi Kallayan Bank	0	0	0	0	0	0	374	10	364	0	0	0	3032	269	2763
Wage Earners Board	0	0	0	0	0	0	63	61	2	0	0	0	304	304	0
Ministry Total	0	0	0	2	2	0	454	85	369	0	0	0	3412	637	2775
MINISTRY OF ENVIRONMENT, FOREST AND CLIMATE CHANGE															
Bangladesh Climate Change Trust	0	0	0	0	0	0	22	18	4	0	0	0	83	59	24
Bangladesh Forest Industries Development Corporation (BFIDC)	3	2	1	305	101	204	205	82	123	0	0	0	1283	460	823
Bangladesh Rubber Board	0	0	0	0	0	0	21	9	12	0	0	0	70	14	56
Ministry Total	3	2	1	305	101	204	248	109	139	0	0	0	1436	533	903
MINISTRY OF HOUSING AND PUBLIC WORKS															
Chattogram Development Authority	9	7	2	30	8	22	234	114	120	0	0	0	519	313	206
Cox's Bazar Development Authority	0	0	0	0	0	0	0	0	0	0	0	0	72	15	57
Housing & Building Research Institute	5	5	0	12	11	1	22	18	4	0	0	0	148	102	46
Khulna Development Authority	7	7	0	7	6	1	131	58	73	1	1	0	464	204	260
National Housing Authority	0	0	0	1	1	0	117	88	29	0	0	0	530	311	219
Rajdhani Unnayan Kartipakha	43	13	30	18	12	6	387	287	100	0	0	0	1980	1184	796
Rajshahi Development Authority	5	1	4	1	1	0	20	18	2	0	0	0	105	58	47
Ministry Total	69	33	36	69	39	30	911	583	328	1	1	0	3818	2187	1631

5.4 Government Servants by grade (grade-XVIII To grade-XX, and Fixed & Others) in Autonomous Bodies, Corporations and Others

Autonomous Bodies/ Corporations and Others	Grade-XVIII			Grade-XIX			Grade-XX			Fixed & Others			Total		
	Sanc.	Exist.	Vacancy	Sanc.	Exist.	Vacancy	Sanc.	Exist.	Vacancy	Sanc.	Exist.	Vacancy	Sanc.	Exist.	Vacancy
MINISTRY OF CHATTOGRAM HILL TRACTS AFFAIRS															
Bandarban Hill District Council	0	0	0	0	0	0	27	27	0	0	0	0	94	84	10
Chattogram Hill Tracts Development Board	1	1	0	6	5	1	37	28	9	1	1	0	151	112	39
Chattogram Hill Tracts Regional Council, Rangamati	0	0	0	3	3	0	19	18	1	0	0	0	79	58	21
Khagrachari Hill District Council	0	0	0	2	2	0	50	53	-3	0	0	0	119	104	15
Rangamati Hill District Council	0	0	0	1	1	0	21	17	4	0	0	0	91	74	17
Taskforce For Repatriation & Rehabilitation of Internally Displaced People Khagrachari	0	0	0	1	1	0	1	1	0	1	1	0	10	7	3
Ministry Total	1	1	0	13	12	1	155	144	11	2	2	0	544	439	105
MINISTRY OF SOCIAL WELFARE															
Bangladesh National Social Welfare Council	18	10	8	2	0	2	45	38	7	0	0	0	218	112	106
Bangladesh Rehabilitation Council	0	0	0	0	0	0	4	0	4	0	0	0	21	3	18
National Foundation for Development Of The Disabled Person	0	0	0	0	0	0	15	9	6	0	0	0	50	29	21
Neuro Development Disability Protection Trust	0	0	0	1	1	0	0	0	0	0	0	0	11	11	0
Sharirik Protibondhi Surokkha Trust	0	0	0	0	0	0	62	63	-1	0	0	0	112	104	8
Sheikh Zayed Bin Sultan Al-Nahyan-Trust	32	28	4	0	0	0	34	24	10	0	0	0	113	78	35
Ministry Total	50	38	12	3	1	2	160	134	26	0	0	0	525	337	188

5.4 Government Servants by grade (grade-XVIII To grade-XX, and Fixed & Others) in Autonomous Bodies, Corporations and Others


Autonomous Bodies/ Corporations and Others	Grade-XVIII			Grade-XIX			Grade-XX			Fixed & Others			Total		
	Sanc.	Exist.	Vacancy	Sanc.	Exist.	Vacancy	Sanc.	Exist.	Vacancy	Sanc.	Exist.	Vacancy	Sanc.	Exist.	Vacancy
MINISTRY OF LABOUR AND EMPLOYMENT															
Bangladesh Labour Welfare Foundation	0	0	0	0	0	0	6	5	1	0	0	0	18	13	5
Labour Appellate Tribunal Labour Court	0	0	0	12	7	5	64	39	25	1	1	0	158	111	47
Minimum Wages Board	0	0	0	1	0	1	5	5	0	0	0	0	14	12	2
Ministry Total	0	0	0	13	7	6	75	49	26	1	1	0	190	136	54
MINISTRY OF CULTURAL AFFAIRS															
Ahsan Manzil Museum	2	2	0	1	1	0	36	30	6	0	0	0	67	48	19
Bangla Academy Dhaka	10	3	7	24	7	17	76	51	25	0	0	0	458	279	179
Bangladesh Folk Art & Crafts Foundation	6	3	3	9	7	2	27	23	4	0	0	0	75	58	17
Bangladesh National Museum	15	15	0	11	9	2	164	154	10	0	0	0	477	401	76
Bangladesh Shilpakala Academy	3	1	2	54	45	9	185	163	22	63	64	-1	907	622	285
Cox's Bazar Cultural Centre	0	0	0	0	0	0	7	4	3	0	0	0	19	10	9
Jatiyo Grontho Kendro (National Book Centre)	4	4	0	0	0	0	19	15	4	0	0	0	78	50	28
Journalist Kangal Harinath Memorial Museum	0	0	0	2	0	2	1	0	1	2	2	0	8	2	6
Kabi Nazrul Institute Centre, Cumilla	0	0	0	0	0	0	0	0	0	7	7	0	19	14	5
Kabi Nazrul Institute, Dhaka	1	0	1	0	0	0	17	8	9	0	0	0	84	40	44
Khudra Nri-Gosthi Cultural Academy, Birisiri, Netrokona	0	0	0	0	0	0	4	2	2	0	0	0	17	12	5
Khudra Nrigusthir Sangskritik Institute, Bandarban	0	0	0	0	0	0	6	6	0	0	0	0	22	20	2
Khudra Nrigusthir Sangskritik Institute, Khagrachhari	0	0	0	0	0	0	2	2	0	0	0	0	12	8	4

5.4 Government Servants by grade (grade-XVIII To grade-XX, and Fixed & Others) in Autonomous Bodies, Corporations and Others

Autonomous Bodies/ Corporations and Others	Grade-XVIII			Grade-XIX			Grade-XX			Fixed & Others			Total		
	Sanc.	Exist.	Vacancy	Sanc.	Exist.	Vacancy	Sanc.	Exist.	Vacancy	Sanc.	Exist.	Vacancy	Sanc.	Exist.	Vacancy
Khudra Nrigusthir Sangskritik Institute, Rangamati	0	0	0	0	0	0	7	2	5	0	0	0	29	13	16
Manipuri Lalitakala Academy, Moulvibazar	0	0	0	0	0	0	0	0	0	0	0	0	12	5	7
Museum Of Independence	1	0	1	1	0	1	2	0	2	7	7	0	23	7	16
Nazrul Smrittikendro Trishal, Mymensingh	0	0	0	0	0	0	0	0	0	4	4	0	13	12	1
Osmani Museum, Sylhet	0	0	0	0	0	0	7	4	3	0	0	0	9	5	4
Pollikobi Jasimuddin Jadughar and Loko Sangskritik Kendro Rajshahi Division Ethnic	0	0	0	0	0	0	3	0	3	0	0	0	6	0	6
Minority Cultural, Academy	0	0	0	0	0	0	2	2	0	0	0	0	12	9	3
ShilPacharya Zainul Abedin Sangrahashala, Mymensingh	2	2	0	0	0	0	16	14	2	0	0	0	27	24	3
Zia Memorial Museum Chattogram	1	1	0	4	3	1	22	21	1	0	0	0	43	37	6
Ministry Total	45	31	14	106	72	34	603	501	102	83	84	-1	2417	1676	741
MINISTRY OF LIBERATION WAR AFFAIRS															
Bangladesh Freedom Fighter Welfare Trust	0	0	0	0	0	0	0	0	0	0	0	0	5	5	0
Jatio Muktijoddha Council (JAMUKA)	0	0	0	1	1	0	0	0	0	0	0	0	32	22	10
Ministry Total	0	0	0	1	1	0	0	0	0	0	0	0	37	27	10
MINISTRY OF WOMEN AND CHILDREN AFFAIR															
Bangladesh Jatyo Mohila Sangstha	1	1	0	0	0	0	31	57	-26	0	0	0	465	477	-12
Bangladesh shishu Academy	2	1	1	3	1	2	149	108	41	0	0	0	403	284	119
Joyeeta Foundation	0	0	0	0	0	0	0	0	0	0	0	0	26	16	10
Ministry Total	3	2	1	3	1	2	180	165	15	0	0	0	894	777	117
GRAND TOTAL	7980	5094	2886	20786	12503	8283	69183	38206	30977	11391	5066	6325	415341	257522	157819

Chapter-6

Gender Distribution of Government Servants



6.1 Gender Distribution of Government Servants by grade in Different Types of Offices

Grade	Ministries and Divisions			Departments and Directorates			Divisional and Deputy Commissioners Offices			Autonomous Bodies and Corporations			Total		
	Male	Female	Total	Male	Female	Total	Male	Female	Total	Male	Female	Total	Male	Female	Total
Grade-I	61	14	75	94	16	110	0	0	0	355	45	400	510	75	585
Grade-II	241	60	301	393	121	514	9	0	9	1653	313	1966	2296	494	2790
Grade-III	401	93	494	1674	408	2082	13	0	13	3362	472	3834	5450	973	6423
Grade-IV	157	64	221	1794	309	2103	14	9	23	6091	1141	7232	8056	1523	9579
Grade-V	811	235	1046	5769	1538	7307	219	51	270	8589	1479	10068	15388	3303	18691
Grade-VI	779	221	1000	12287	4910	17197	478	211	689	16601	4187	20788	30145	9529	39674
Grade-VII	15	3	18	976	223	1199	47	33	80	1445	358	1803	2483	617	3100
Grade-VIII	2	1	3	250	106	356	227	121	348	726	368	1094	1205	596	1801
Grade-IX	899	221	1120	45863	15727	61590	474	219	693	26727	6741	33468	73963	22908	96871
Grade-X	2177	547	2724	63611	47460	111071	597	28	625	21905	10490	32395	88290	58525	146815
Grade-XI	262	73	335	19437	4554	23991	84	2	86	6456	1427	7883	26239	6056	32295
Grade-XII	46	7	53	3164	401	3565	43	6	49	9824	1063	10887	13077	1477	14554
Grade-XIII	618	182	800	36874	23789	60663	831	116	947	9928	1682	11610	48251	25769	74020
Grade-XIV	502	66	568	45648	8043	53691	1052	126	1178	15719	3517	19236	62921	11752	74673
Grade-XV	335	4	339	155357	191527	346884	812	87	899	6092	515	6607	162596	192133	354729
Grade-XVI	1625	354	1979	55206	14029	69235	5069	883	5952	20603	2242	22845	82503	17508	100011
Grade-XVII	174	9	183	131032	13862	144894	1588	202	1790	4261	276	4537	137055	14349	151404
Grade-XVIII	42	2	44	29247	18675	47922	0	1	1	4738	356	5094	34027	19034	53061
Grade-XIX	111	16	127	12914	1097	14011	52	1	53	12003	500	12503	25080	1614	26694
Grade-XX	2880	568	3448	114900	14180	129080	11444	1767	13211	34631	3575	38206	163855	20090	183945
Fixed & Others	9	1	10	25	2	27	0	0	0	4255	811	5066	4289	814	5103
TOTAL	12147	2741	14888	736515	360977	1097492	23053	3863	26916	215964	41558	257522	987679	409139	1396818

6.2 Gender distribution of Government Servants by grade groups in different types of offices

Grade groups	Ministries and Divisions			Departments and Directorates			Divisional and Deputy Commissioners Offices			Autonomous Bodies and Corporations			Total		
	Male	Female	Total	Male	Female	Total	Male	Female	Total	Male	Female	Total	Male	Female	Total
I-IX	3366	912	4278	69100	23358	92458	1481	644	2125	65549	15104	80653	139496	40018	179514
X-XII	2485	627	3112	86212	52415	138627	724	36	760	38185	12980	51165	127606	66058	193664
XIII-XVI	3080	606	3686	293085	237388	530473	7764	1212	8976	52342	7956	60298	356271	247162	603433
XVII-XX	3207	595	3802	288093	47814	335907	13084	1971	15055	55633	4707	60340	360017	55087	415104
Fixed & Others	9	1	10	25	2	27	0	0	0	4255	811	5066	4289	814	5103
Total	12147	2741	14888	736515	360977	1097492	23053	3863	26916	215964	41558	257522	987679	409139	1396818

6.3 Graphical representation of Proportion of gender distribution



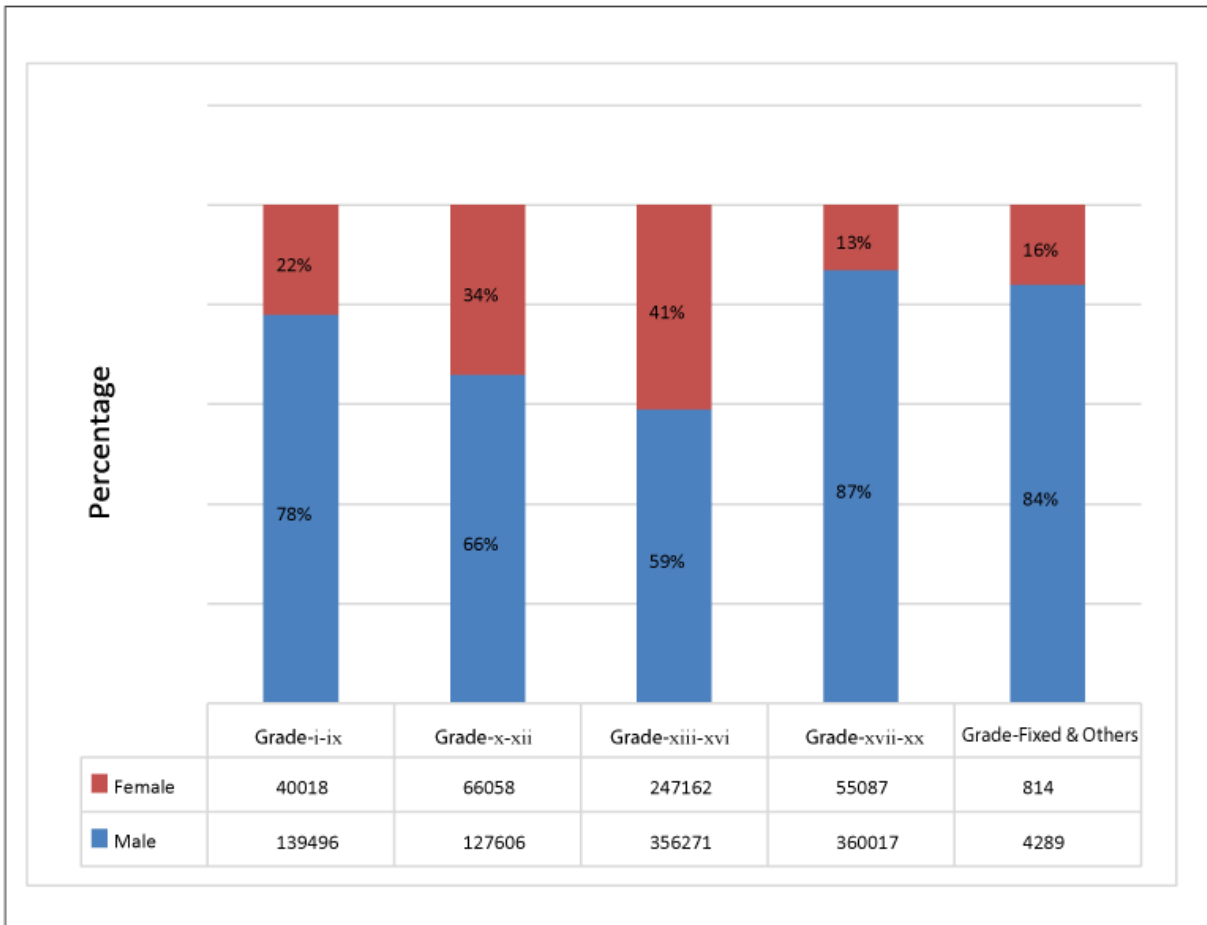


Figure 6.1: Gender distribution of Government Servants by grade groups

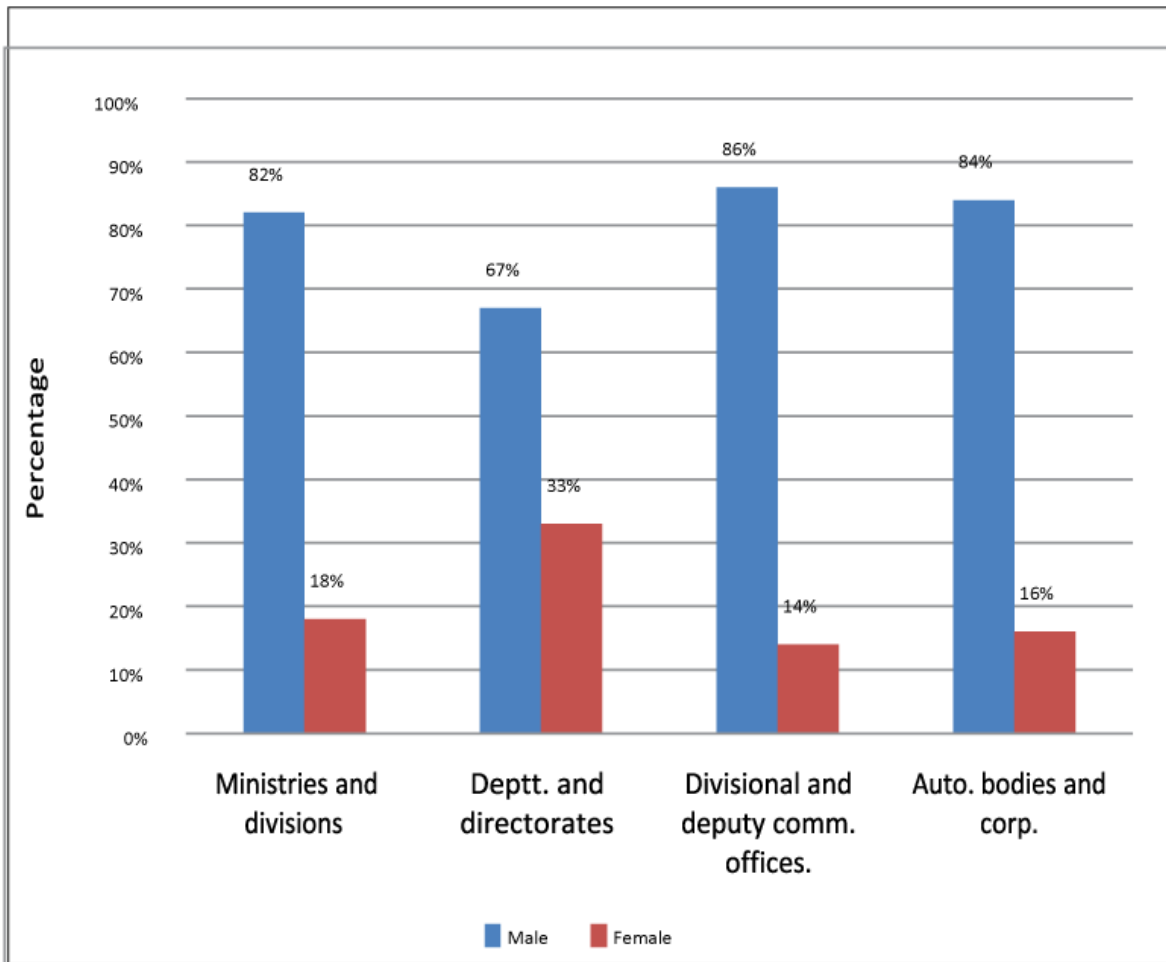


Figure 6.2: Gender distribution of Government Servants in different types of offices

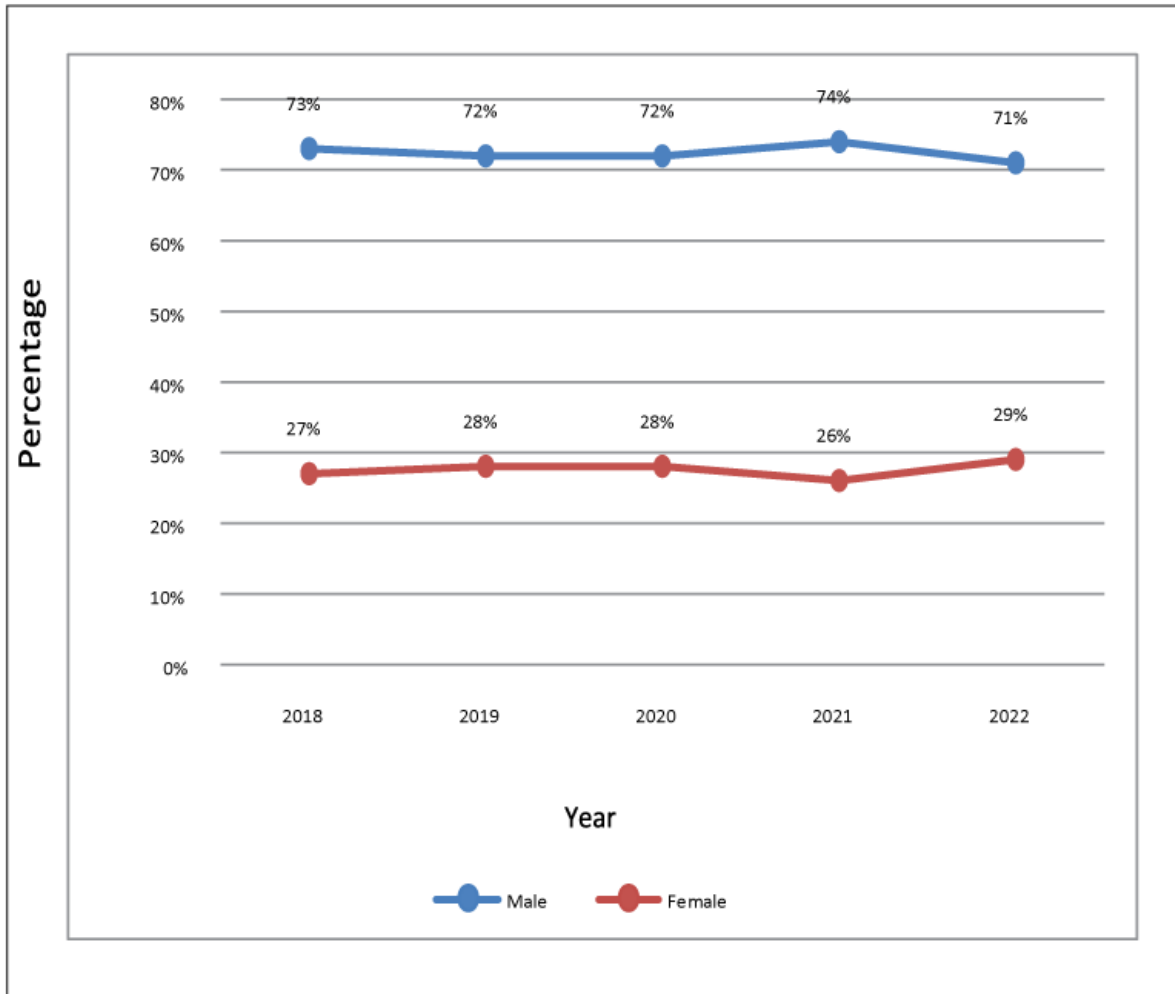



Figure 6.3: Trend of Female participation in Government Services in last five years

Chapter-7

Employees in different Projects under Ministries and Divisions



Employees in different Projects under Ministries and Divisions

S.L No	Name of Ministry/Division	Total Number of Project	Approved Post	Existing Posts					Gender		Vacant Post
				Class- I	Class-II	Class-III	Class-IV	Total	Male	Female	
1.	The Prime Minister's Office	12	128	46	8	23	21	98	85	13	30
2.	Cabinet Division	6	26	16	1	4	2	23	15	8	3
3.	Rural Development and co-operating Division	7	411	33	68	21	13	135	117	18	276
4.	Ministry of Religious Affairs	1	21	6	0	13	2	21	16	5	0
5.	Local Government Division	37	3277	284	137	1034	1052	2507	2143	364	770
6.	Ministry of Science and Technology	15	213	74	6	44	43	167	145	22	46
7.	Ministry of Liberation War affairs	9	108	18	35	21	10	84	76	8	24
8.	Implementation Monitoring and Evaluation Division	11	270	73	51	40	29	193	179	14	77
9.	Ministry of Information and Broadcasting	08	48	14	2	10	06	32	18	14	16
10.	Ministry of Industries	11	1265	247	79	145	196	667	620	47	598
11.	Information and Communication Technology Division	28	639	209	15	157	104	485	453	32	154
12.	Ministry of Jute and Textile	24	695	30	9	513	53	605	521	84	90
13.	Secondary and Higher Education Division	20	1768	1220	19	166	183	1588	1262	326	180
14.	Ministry of Chattogram Hill Tracts Affairs	14	317	41	92	101	53	287	263	24	30
15.	Ministry of Social Welfare	9	1412	222	319	581	276	1398	1173	225	14
16.	Ministry of Defence	1	2208	410	97	728	882	2117	1843	274	91
17.	Ministry of Water Resources	13	269	63	10	21	16	110	92	18	159
18.	Ministry of Food	7	161	96	0	20	20	136	130	6	25
19.	Ministry of Finance	3	38	30	0	0	6	36	27	9	2
20.	Ministry of Fisheries and Livestock	23	1715	284	39	928	58	1309	1118	191	406
21.	Ministry of Women and Children Affairs	4	2999	77	556	1159	1198	2990	785	2205	9
22.	Ministry of Shipping	30	960	88	51	203	195	537	523	14	423
23.	Ministry of Cultural Affairs	2	8	2	0	2	3	7	5	2	1
24.	Ministry of Commerce	14	116	29	11	38	27	105	90	15	11

Employees in different Projects under Ministries and Divisions

S.L No	Name of Ministry/Division	Total Number of Project	Approved Post	Existing Posts					Gender		Vacant Post
				Class- I	Class-II	Class-III	Class-IV	Total	Male	Female	
25.	Ministry of Agriculture	82	1836	423	144	621	315	1503	1271	232	333
26.	Ministry of Housing and Public Works	1	16	2	7	7	0	16	12	4	0
27.	Economic Relations Division	4	27	13	3	3	3	22	19	3	5
28.	Legislative & Parliamentary Affairs Division	1	8	5	0	1	1	7	7	0	1
29.	Ministry of Disaster Management & Relief	10	1390	51	344	564	37	996	931	65	394
30.	Health Services Division	4	15965	338	17	13727	146	14228	7300	6928	1737
31.	Bridge Division	8	337	70	40	70	75	255	240	15	82
32.	Road Transport and Highways Division	21	1029	166	45	77	90	378	350	28	651
33.	Public Security Division	6	21	0	0	13	8	21	21	0	0
34.	Ministry of Public Administration	3	20	10	0	0	0	10	10	0	10
35.	Ministry of Environment, Forest and Climate Change	8	8	0	0	5	2	7	7	0	1
36.	Ministry of Primary and Mass Education	1	254	12	108	10	111	241	222	19	13
37.	Ministry of Youth and Sports	3	707	4	0	163	42	209	209	0	498
38.	Security Services Division	12	265	33	01	146	42	222	199	23	43
39.	Ministry of Railways	16	577	66	47	19	55	187	164	23	390
40.	Medical Education and Family welfare division	3	1009	69	65	442	326	902	537	365	107
41.	Ministry of Labour and Employment	14	37	14	1	7	2	24	18	6	13
42.	Ministry of Planning	23	513	49	13	336	66	464	393	71	49
43.	Ministry of Post Telecommunication and Information Technology	20	297	88	23	3	18	132	124	8	165
44.	Financial Institutions Division	07	39	23	01	03	04	31	28	3	08
45.	Ministry of Expatriates' Welfare and Overseas Employment	3	15	4	1	6	4	15	14	1	0
46.	Election commission Secretariat	1	11	3	0	5	2	10	10	0	1
47.	Information commission	1	8	1	0	0	0	1	1	0	7
48.	Under Deputy Commissioner's Offices	10	17	5	0	11	0	16	13	3	1
	TOTAL	557	43478	5061	2465	22211	5797	35534	23799	11735	7944

Note

Note

Note

33—

231

Note
